

NFG0NCN162HL3#

“#” at the end indicates the package specification code.

In Production

RoHS

REACH

< List of part numbers with package codes >

NFG0NCN162HL3B

NFG0NCN162HL3D

Applications

Unsuitable Applications	Please be sure to read and comply with these "Precautions for use."
Specific Applications	<p>Consumer Electronics - Differential Transmission, Medical equipment [GHF A/B/C] except for implant & surgery & auto injector, Industrial equipment except for transportation & facility & energy equipment</p> <p>Please refer to Our Website and specifications, etc. for information about the performance, functions, quality, management, and safety required for the above applications, and use Products after confirming the performance and reliability of the actual Product.</p>
Recommended Applications	Consumer equipment, MIPI C-PHY Ver1.0

Packaging Information

Packaging	Specifications	Standard Packing Quantity
B	Bulk(Bag)	500
D	180mm Paper Tape	10000

Features

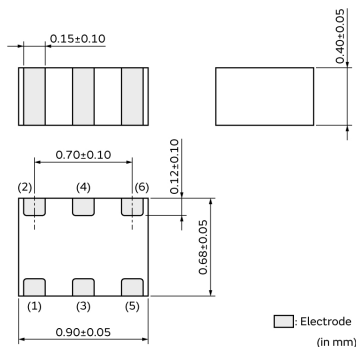

1. Small size and tight dimensional tolerance
Size: 0.90x0.68x0.40mm
Tolerance: +0.05mm
2. Common mode noise suppression effect
(The effect become maximum at 1.0GHz to 3.0GHz)
3. Compatible with high speed, large-capacity new transmission standard MIPI C-PHY.
(Prevents signal damaging.)
4. Designed to match line impedance.

■Application

Common mode noise suppression of high speed differential signal lines for mi pi, C-PHY.

1. Note PCs
2. Cellular phones
3. Digital Still Cameras, Digital Video Cameras

Appearance & Shape



Attention

1. This datasheet is downloaded from the website of Murata Manufacturing Co., Ltd. Therefore, its specifications are subject to change or our products in it may be discontinued without advance notice. Please check with our sales representatives or product engineers before ordering.

2. This datasheet has only typical specifications because there is no space for detailed specifications.

Therefore, please review our product specifications or consult the approval sheet for product specifications before ordering.

NFG0NCN162HL3#

“#”at the end indicates the package specification code.



Specifications

Shape	SMD
Size Code (in mm)	0806
Size Code (in inch)	03025
Length	0.9mm
Length Tolerance	±0.05mm
Width	0.68mm
Width Tolerance	±0.05mm
Thickness	0.4mm
Thickness Tolerance	±0.05mm
Common Mode Impedance (at 100MHz)	25Ω
Common Mode Impedance (at 100MHz) Tolerance	±25%
Common Mode Insertion Loss Characteristic	19dB Typ.(800MHz), 22dB Typ.(1GHz), 29dB Typ.(1.6GHz)
Rated Current	100mA
Derating of Rated Current	No
Rated Voltage	5Vdc
Withstanding Voltage	12.5Vdc
DC Resistance(max.)	1.85Ω
DC Resistance	1.85Ω±25%
Insulation Resistance(min.)	10MΩ
Cut-off Frequency	4.0GHz (Typ.)
Operating Temperature Range	-40°C to 85°C
Mass(typ.)	0.87mg
Number of Circuit	1

Operating Temperature Range(Self-temperature rise is included)	No
Brand	Murata

Attention

1.This datasheet is downloaded from the website of Murata Manufacturing Co., Ltd. Therefore, it's specifications are subject to change or our products in it may be discontinued without advance notice. Please check with our sales representatives or product engineers before ordering.

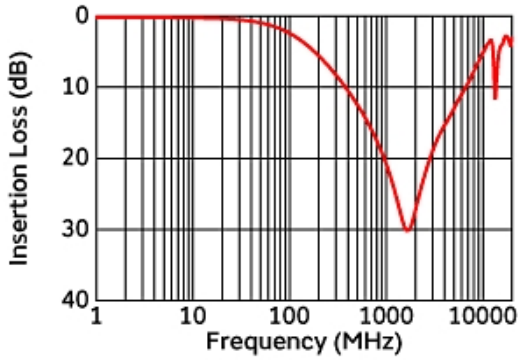
2.This datasheet has only typical specifications because there is no space for detailed specifications.

Therefore, please review our product specifications or consult the approval sheet for product specifications before ordering.

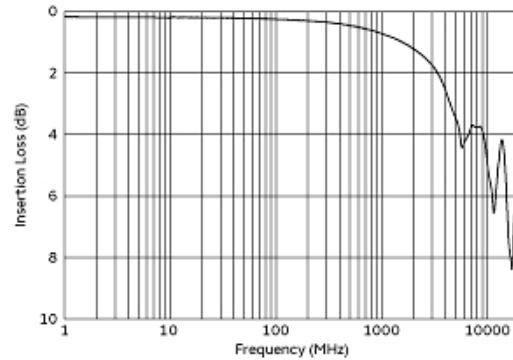
NFG0NCN162HL3#

“#” at the end indicates the package specification code.

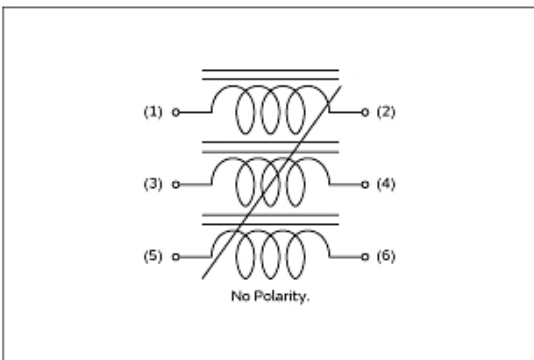
Product Data



Common Mode Insertion Loss Characteristic
(Typical Value)



Differential Mode Transmission Characteristics
(Typical Value)



Equivalent Circuit

Attention

1.This datasheet is downloaded from the website of Murata Manufacturing Co., Ltd. Therefore, it's specifications are subject to change or our products in it may be discontinued without advance notice. Please check with our sales representatives or product engineers before ordering.

2.This datasheet has only typical specifications because there is no space for detailed specifications.

Therefore, please review our product specifications or consult the approval sheet for product specifications before ordering.