

NFZ32SW901HN10#

“#” at the end indicates the package specification code.

In Production

RoHS

REACH

< List of part numbers with package codes >
NFZ32SW901HN10K NFZ32SW901HN10L

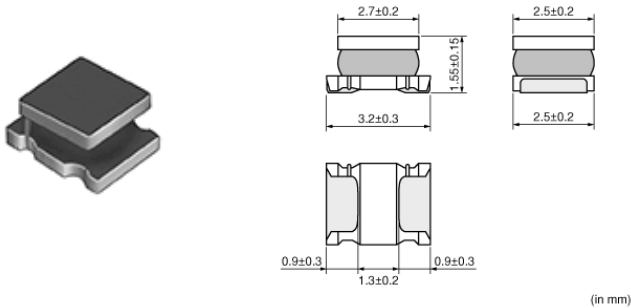
Applications

Unsuitable Applications	Please be sure to read and comply with these "Precautions for use."
Specific Applications	Consumer equipment, Medical equipment [GHTF A/B/C] except for implant & surgery & auto injector, Industrial equipment except for transportation & facility & energy equipment Please refer to Our Website and specifications, etc. for information about the performance, functions, quality, management, and safety required for the above applications, and use Products after confirming the performance and reliability of the actual Product.
Recommended Applications	Consumer equipment

Packaging Information

Packaging	Specifications	Standard Packing Quantity
K	330mm Embossed Tape	7500
L	180mm Embossed Tape	2000

Appearance & Shape



Attention
1. This datasheet is downloaded from the website of Murata Manufacturing Co., Ltd. Therefore, its specifications are subject to change or our products in it may be discontinued without advance notice. Please check with our sales representatives or product engineers before ordering.
2. This datasheet has only typical specifications because there is no space for detailed specifications.
Therefore, please review our product specifications or consult the approval sheet for product specifications before ordering.

NFZ32SW901HN10#

“#”at the end indicates the package specification code.



Features

- 1.The NFZ series is an impedance component designed for the radiation noise ranges from 30 to 150MHz.
With high impedance generated in small package, this product can suppress noise element connecting to noise conduction route in series.
Moreover, with wide line up corresponding to various frequency range, optimum product can be selected according to the model or set.
2. The nickel barrier structure of the external electrodes provides excellent solder heat resistance.
3. NFZ series low DC Resistance.Large Current in a small.
The Rated Current is the maximum 2.9A.

Attention

- 1.This datasheet is downloaded from the website of Murata Manufacturing Co., Ltd. Therefore, it's specifications are subject to change or our products in it may be discontinued without advance notice. Please check with our sales representatives or product engineers before ordering.
- 2.This datasheet has only typical specifications because there is no space for detailed specifications.
Therefore, please review our product specifications or consult the approval sheet for product specifications before ordering.

NFZ32SW901HN10#

“#” at the end indicates the package specification code.



Specifications

Shape	SMD
Size Code (in inch)	1210
Length	3.2mm
Length Tolerance	±0.3mm
Width	2.5mm
Width Tolerance	±0.2mm
Thickness	1.55mm
Thickness Tolerance	±0.15mm
Operating Temperature Range	-40°C to 85°C
Operating Temperature Range (Self-temperature rise is included)	-40°C to 125°C
Mass(typ.)	0.044g
Number of Circuit	1
Rated Current (at 85°C)	2.05A
DC Resistance(max.)	0.054Ω
DC Resistance	0.045Ω±20%
Impedance (at 1MHz)	6.8Ω
Impedance (at 1MHz) Tolerance	±30%
Impedance (at 100MHz)	900Ω
Impedance (at 100MHz) Tolerance	(Typ.)
Size Code (in mm)	3225

Attention

1.This datasheet is downloaded from the website of Murata Manufacturing Co., Ltd. Therefore, it's specifications are subject to change or our products in it may be discontinued without advance notice. Please check with our sales representatives or product engineers before ordering.

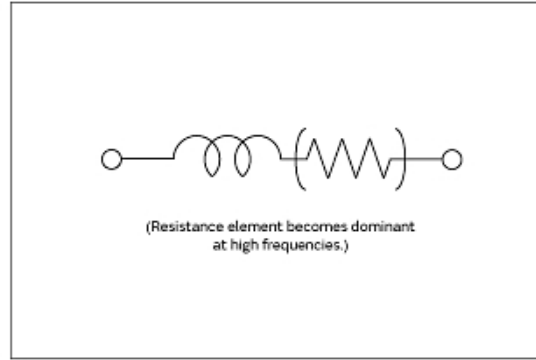
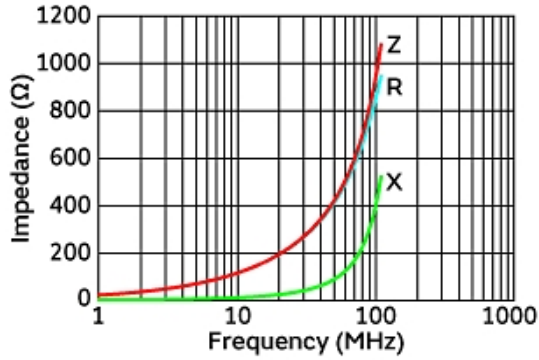
2.This datasheet has only typical specifications because there is no space for detailed specifications.

Therefore, please review our product specifications or consult the approval sheet for product specifications before ordering.

NFZ32SW901HN10#

“#” at the end indicates the package specification code.

Product Data



Impedance-Frequency Characteristics

Equivalent Circuit

Attention

- 1.This datasheet is downloaded from the website of Murata Manufacturing Co., Ltd. Therefore, it's specifications are subject to change or our products in it may be discontinued without advance notice. Please check with our sales representatives or product engineers before ordering.
- 2.This datasheet has only typical specifications because there is no space for detailed specifications.
Therefore, please review our product specifications or consult the approval sheet for product specifications before ordering.