

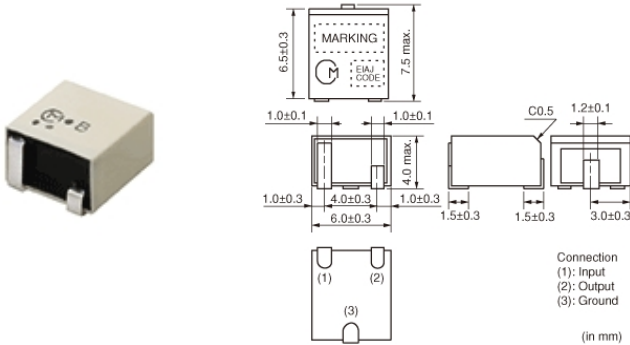
CFUKG455KH1X-R0



Applications

Unsuitable Applications	Please be sure to read and comply with these "Precautions for use."
Specific Applications	Consumer equipment Please refer to Our Website and specifications, etc. for information about the performance, functions, quality, management, and safety required for the above applications, and use Products after confirming the performance and reliability of the actual Product.

Appearance & Shape



Packaging Information

Packaging	Specifications	Standard Packing Quantity
-R0	180mm Embossed Tape	450

Features

The CFUKG_X series is comprised of small, highperformance, thin (4.0mm) filters consisting of 4 ceramic elements. The filters exhibit an extremely flat GDT characteristic combined with a narrow bandwidth. The filters are recommended for narrow band digital communication applications.

Features

1. The filters are mountable by automatic placers.
2. The filters can be reflow soldered and withstand washing.
3. They are slim, at only 4.0mm maximum thickness, and have a small mounting area (7.5x6.0mm) enabling flexible PCB design.
4. The bandwidth ranges from E to H.
5. Operating temperature range: -20 to +80 (degrees C), Storage temperature range: -40 to +85 (degrees C)

Attention

1. This datasheet is downloaded from the website of Murata Manufacturing Co., Ltd. Therefore, its specifications are subject to change or our products in it may be discontinued without advance notice. Please check with our sales representatives or product engineers before ordering.
2. This datasheet has only typical specifications because there is no space for detailed specifications.
Therefore, please review our product specifications or consult the approval sheet for product specifications before ordering.

CFUKG455KH1X-R0



Specifications

Operating Temperature Range	-20°C to 80°C
Shape	SMD
Elements	4
Center Frequency	455.0kHz
Center Frequency Tolerance	±1kHz
Nominal Center Value	No
6dB Bandwidth	fn±3.0kHzmin.
Stop Bandwidth	10.0kHz
Area of Stop Bandwidth	[within 40dB]
Stop Band Attenuation	25dB[within fn±100kHz]
Insertion Loss	7.0dB[at minimum loss point]
Ripple	1.0dB[within fn±2kHz]
GDT Deviation	25.0μs[within fn±2kHz]
Input/Output Impedance	1500Ω
Mass	504mg

Attention

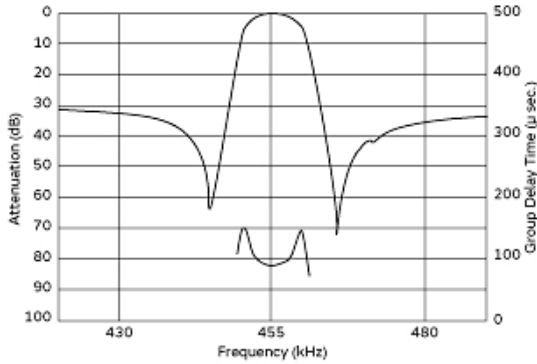
1.This datasheet is downloaded from the website of Murata Manufacturing Co., Ltd. Therefore, it's specifications are subject to change or our products in it may be discontinued without advance notice. Please check with our sales representatives or product engineers before ordering.

2.This datasheet has only typical specifications because there is no space for detailed specifications.

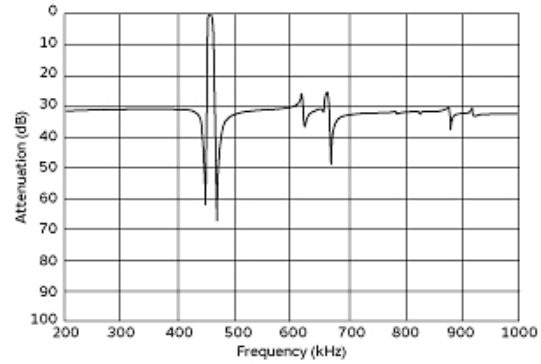
Therefore, please review our product specifications or consult the approval sheet for product specifications before ordering.

CFUKG455KH1X-R0

Product Data



Frequency Characteristics



Spurious Response



Measurement Circuit

Attention
1. This datasheet is downloaded from the website of Murata Manufacturing Co., Ltd. Therefore, its specifications are subject to change or our products in it may be discontinued without advance notice. Please check with our sales representatives or product engineers before ordering.
2. This datasheet has only typical specifications because there is no space for detailed specifications.
Therefore, please review our product specifications or consult the approval sheet for product specifications before ordering.