

# NTPA7220LB1A0

Discontinued

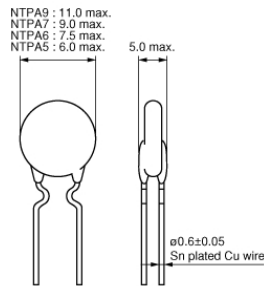
RoHS

REACH

## Applications

|                         |  |
|-------------------------|--|
| Unsuitable Applications | Please be sure to read and comply with these "Precautions for use."  |
| Specific Applications   | Industrial Equipment<br>Please refer to Our Website and specifications, etc. for information about the performance, functions, quality, management, and safety required for the above applications, and use Products after confirming the performance and reliability of the actual Product. |

## Appearance & Shape



(in mm)

## Packaging Information

| Packaging | Specifications | Standard Packing Quantity |
|-----------|----------------|---------------------------|
| A0        | Ammo Pack      | 1000                      |

## Features

1. Lead is not contained in the ceramic element, the terminations, the solder for inner connection and the coating resin.
2. Most suitable for power supplies of less than 100W
3. Excellent recovery characteristics due to resin coating with excellent heat characteristics

### Attention

1.This datasheet is downloaded from the website of Murata Manufacturing Co., Ltd. Therefore, it's specifications are subject to change or our products in it may be discontinued without advance notice. Please check with our sales representatives or product engineers before ordering.

2.This datasheet has only typical specifications because there is no space for detailed specifications.

Therefore, please review our product specifications or consult the approval sheet for product specifications before ordering.

# NTPA7220LB1A0



## Specifications

|   |                |
|---|----------------|
| Resistance (25°C)                                       | 22Ω            |
| Resistance Value Tolerance (at 25°C)                    | ±15%           |
| Permissible Max. Current (25°C)                         | 1A             |
| Permissible Max. Current (55°C)                         | 0.88A          |
| Thermal Time Constant                                   | 40s            |
| Typical Dissipation Constant (25°C)                     | 9.1mW/°C       |
| Permissible Electrolytic Capacitor                      | 400μF          |
| Measure Condition of Permissible Electrolytic Capacitor | at 100V        |
| Operating Temperature Range                             | -20°C to 160°C |
| Lead Shape  | Lead Wire type |
| Shape   | Lead           |
| Mass  | 0.81g          |
| MSL   | N              |

### Attention

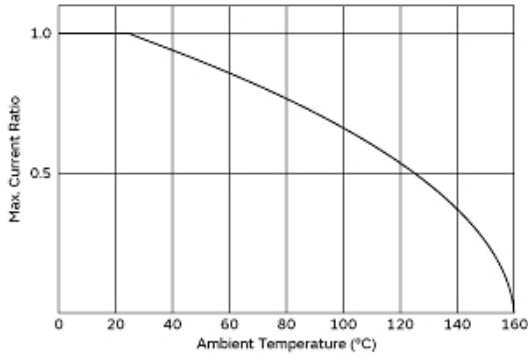
1.This datasheet is downloaded from the website of Murata Manufacturing Co., Ltd. Therefore, it's specifications are subject to change or our products in it may be discontinued without advance notice. Please check with our sales representatives or product engineers before ordering.

2.This datasheet has only typical specifications because there is no space for detailed specifications.

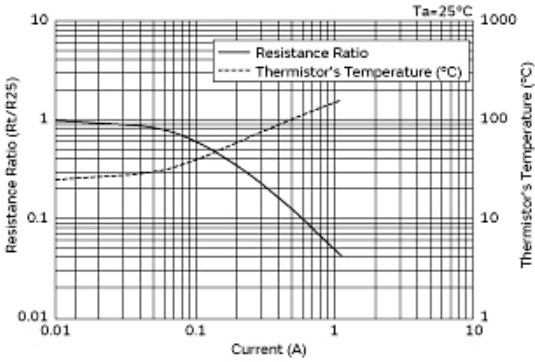
Therefore, please review our product specifications or consult the approval sheet for product specifications before ordering.

# NTPA7220LB1A0

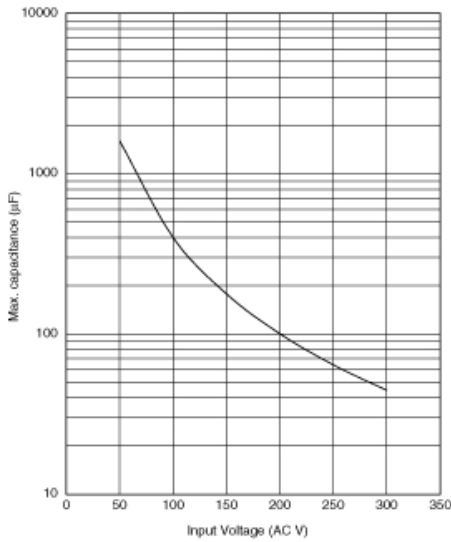
## Product Data



Permissible Maximum Current Derating Curve



Current-R ratio( $R_t/R_{25}$ ), Current-Temperature Characteristics



Permissible Electrolytic Capacitor

### Attention

- 1.This datasheet is downloaded from the website of Murata Manufacturing Co., Ltd. Therefore, it's specifications are subject to change or our products in it may be discontinued without advance notice. Please check with our sales representatives or product engineers before ordering.
- 2.This datasheet has only typical specifications because there is no space for detailed specifications.  
Therefore, please review our product specifications or consult the approval sheet for product specifications before ordering.