

# BLF02JD471GNE#

“#” at the end indicates the package specification code.

In Production

RoHS

REACH

## < List of part numbers with package codes >

BLF02JD471GNEB

BLF02JD471GNED

## Applications

Unsuitable Applications	Please be sure to read and comply with these "Precautions for use."
Specific Applications	<p>Consumer equipment, Medical equipment [GHTF A/B/C] except for implant &amp; surgery &amp; auto injector, Industrial equipment except for transportation &amp; facility &amp; energy equipment</p> <p>Please refer to Our Website and specifications, etc. for information about the performance, functions, quality, management, and safety required for the above applications, and use Products after confirming the performance and reliability of the actual Product.</p>
Recommended Applications	Consumer equipment

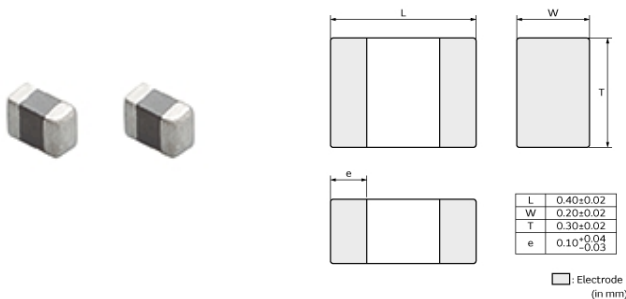
## Packaging Information

Packaging	Specifications	Standard Packing Quantity
B	Bulk(Bag)	1000
D	180mm Paper Tape	15000

## Features

1. Frequency specified filters are designed to reduce noise greatly at specified frequency. which greatly reduces the possibility of resonance and leaves signal wave forms undistorted. BLF series is effective in circuits without stable ground lines because BLF series does not need a connection to ground.
2. The nickel barrier structure of the external electrodes provides excellent solder heat resistance.
3. BLF02JD series is designed to have high impedance at 700MHz to 1GHz. Suitable for immunity noise suppression for GSM band.

## Appearance & Shape



### Attention

1. This datasheet is downloaded from the website of Murata Manufacturing Co., Ltd. Therefore, its specifications are subject to change or our products in it may be discontinued without advance notice. Please check with our sales representatives or product engineers before ordering.

2. This datasheet has only typical specifications because there is no space for detailed specifications.

Therefore, please review our product specifications or consult the approval sheet for product specifications before ordering.

# BLF02JD471GNE#

“#” at the end indicates the package specification code.



## Specifications

Shape	SMD
Size Code (in inch)	01005
Length	0.4mm
Length Tolerance	±0.02mm
Width	0.2mm
Width Tolerance	±0.02mm
Thickness	0.3mm
Thickness Tolerance	±0.02mm
Operating Temperature Range	-55°C to 125°C
Mass(typ.)	0.125mg
Number of Circuit	1
Rated Current (at 85°C)	330mA
Rated Current (at 125°C)	220mA
DC Resistance(max.)	0.6Ω
Impedance (at Target Frequency)	470Ω±40% (at 700MHz)
Size Code (in mm)	0402

### Attention

1.This datasheet is downloaded from the website of Murata Manufacturing Co., Ltd. Therefore, it's specifications are subject to change or our products in it may be discontinued without advance notice. Please check with our sales representatives or product engineers before ordering.

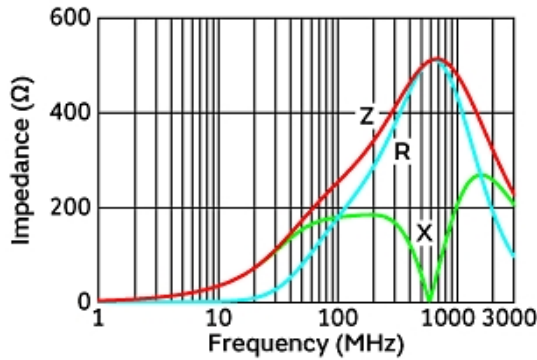
2.This datasheet has only typical specifications because there is no space for detailed specifications.

Therefore, please review our product specifications or consult the approval sheet for product specifications before ordering.

# BLF02JD471GNE#

“#” at the end indicates the package specification code.

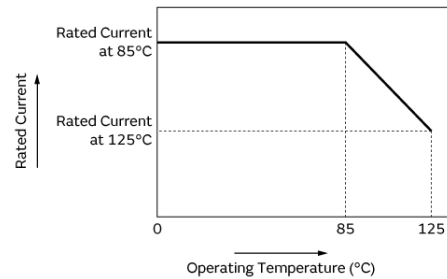
## Product Data



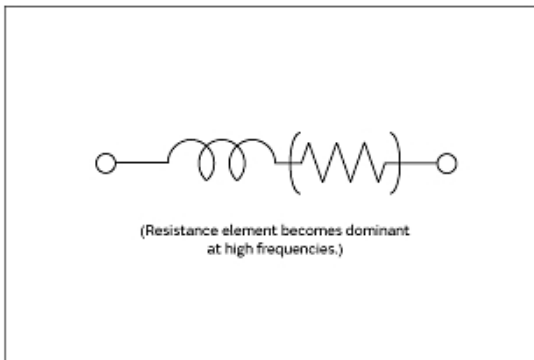
Impedance-Frequency Characteristics

In operating temperature exceeding +85°C, derating of current is necessary for this series. Please apply the derating curve shown in chart according to the operating temperature.

Derating of Rated Current



Derating of Rated Current



Equivalent Circuit

### Attention

1.This datasheet is downloaded from the website of Murata Manufacturing Co., Ltd. Therefore, it's specifications are subject to change or our products in it may be discontinued without advance notice. Please check with our sales representatives or product engineers before ordering.

2.This datasheet has only typical specifications because there is no space for detailed specifications.

Therefore, please review our product specifications or consult the approval sheet for product specifications before ordering.