




# Ceramic Capacitors(SMD)

《Search Conditions》

GRM155R(Starting with ...)  
Temperature characteristics:X5R,X5S






Part Number	Characteristic	Specific Applications	Appearance	Length	Width	Thickness	Temperature characteristics	Rated Voltage	Capacitance	Tolerance of capacitance	Notes
GRM155R60E475ME76# <div>In Production</div> <div>New</div>	<div>85°C max.</div> <div>Reflow OK</div>	Consumer equipment, Industrial Equipment, Mobile Electronics, Medical equipment [GHTF A/B/C] except for implant equipment,		1.0 ±0.1mm	0.5 ±0.1mm	0.5 ±0.1mm	X5R(EIA)	2.5Vdc	4.7μF	±20%	
GRM155R60G475ME47# <div>In Production</div> <div>New</div>	<div>85°C max.</div> <div>Reflow OK</div>	Automotive Consumer equipment, Industrial Equipment, Mobile Electronics, Medical equipment [GHTF A/B/C] except for implant equipment,		1.0 ±0.1mm	0.5 ±0.1mm	0.5 ±0.1mm	X5R(EIA)	4Vdc	4.7μF	±20%	
GRM155R60G475ME87# <div>In Production</div> <div>New</div>	<div>85°C max.</div> <div>Reflow OK</div>	Automotive Consumer equipment, Industrial Equipment, Mobile Electronics, Medical equipment [GHTF A/B/C] except for implant equipment, Automotive		1.0 ±0.15mm	0.5 ±0.15mm	0.5 ±0.15mm	X5R(EIA)	4Vdc	4.7μF	±20%	

**Attention**

1. This catalog is downloaded from the website of Murata Manufacturing Co., Ltd. Therefore, it's specifications are subject to change or our products in it may be discontinued without advance notice. Please check with our sales representatives or product engineers before ordering.

2. This catalog has only typical specifications because there is no space for detailed specifications. Therefore, please review our product specifications or consult the approval sheet for product specifications before ordering.

# Ceramic Capacitors(SMD)








Part Number	Characteristic	Specific Applications	Appearance	Length	Width	Thickness	Temperature characteristics	Rated Voltage	Capacitance	Tolerance of capacitance	Notes
GRM155R60J475ME47# <div><div>In Production</div><div>New</div></div>	<div>85°C max.</div> <div>Reflow OK</div>	Consumer equipment, Industrial Equipment, Mobile Electronics, Medical equipment [GHTF A/B/C] except for implant equipment,		1.0 ±0.1mm	0.5 ±0.1mm	0.5 ±0.1mm	X5R(EIA)	6.3Vdc	4.7μF	±20%	Derating1
GRM155R60J475ME87# <div><div>In Production</div><div>New</div></div>	<div>85°C max.</div> <div>Reflow OK</div>	Automotive Consumer equipment, Industrial Equipment, Mobile Electronics, Medical equipment [GHTF A/B/C] except for implant equipment,		1.0 ±0.15mm	0.5 ±0.15mm	0.5 ±0.15mm	X5R(EIA)	6.3Vdc	4.7μF	±20%	Derating1
GRM155R60E106ME16# <div><div>In Production</div></div>	<div>85°C max.</div> <div>Reflow OK</div>	Automotive Consumer equipment, Industrial Equipment, Mobile Electronics, Medical equipment [GHTF A/B/C] except for implant equipment,		1.0 ±0.2mm	0.5 ±0.2mm	0.5 ±0.2mm	X5R(EIA)	2.5Vdc	10μF	±20%	
GRM155R60G106ME01# <div><div>In Production</div></div>	<div>85°C max.</div> <div>Reflow OK</div>	Automotive Consumer equipment, Industrial Equipment, Mobile Electronics, Medical equipment [GHTF A/B/C] except for implant equipment,		1.0 ±0.2mm	0.5 ±0.2mm	0.5 ±0.2mm	X5R(EIA)	4Vdc	10μF	±20%	
GRM155R60G106ME15# <div><div>In Production</div></div>	<div>85°C max.</div> <div>Reflow OK</div>	Automotive Mobile Electronics		1.0 ±0.15mm	0.5 ±0.15mm	0.5 ±0.15mm	X5R(EIA)	4Vdc	10μF	±20%	Only for mobile devices

**Attention**

1. This catalog is downloaded from the website of Murata Manufacturing Co., Ltd. Therefore, it's specifications are subject to change or our products in it may be discontinued without advance notice. Please check with our sales representatives or product engineers before ordering.

2. This catalog has only typical specifications because there is no space for detailed specifications. Therefore, please review our product specifications or consult the approval sheet for product specifications before ordering.

# Ceramic Capacitors(SMD)






Part Number	Characteristic	Specific Applications	Appearance	Length	Width	Thickness	Temperature characteristics	Rated Voltage	Capacitance	Tolerance of capacitance	Notes
GRM155R60G106ME47# <small>In Production</small>	85 °C max. Reflow OK	Mobile Electronics		1.0 ±0.2mm	0.5 ±0.2mm	0.5 +0/-0.1mm	X5R(EIA)	4Vdc	10μF	±20%	Only for mobile devices. Measure capacitance after heat treatment
GRM155R60G156ME01# <small>In Production</small>	85 °C max. Reflow OK	Mobile Electronics		1.0 ±0.15mm	0.5 ±0.15mm	0.5 +0/-0.1mm	X5R(EIA)	4Vdc	15μF	±20%	Derating1. Only for mobile devices
GRM155R60G156ME15# <small>In Production</small>	85 °C max. Reflow OK	Mobile Electronics		1.0 ±0.15mm	0.5 ±0.15mm	0.5 ±0.15mm	X5R(EIA)	4Vdc	15μF	±20%	Only for mobile devices. Measure capacitance after heat treatment
GRM155R60G186ME01# <small>In Production</small>	85 °C max. Reflow OK	Mobile Electronics		1.0 ±0.15mm	0.5 ±0.15mm	0.5 ±0.15mm	X5R(EIA)	4Vdc	18μF	±20%	Only for mobile devices. Measure capacitance after heat treatment
GRM155R60G225ME15# <small>In Production</small>	85 °C max. Reflow OK	Consumer equipment, Industrial Equipment, Mobile Electronics, Medical equipment [GHTF A/B/C] except for implant equipment,		1.0 ±0.05mm	0.5 ±0.05mm	0.5 ±0.05mm	X5R(EIA)	4Vdc	2.2μF	±20%	Measure capacitance after heat treatment
GRM155R60G226ME11# <small>In Production</small>	85 °C max. Reflow OK	Automotive, Mobile Electronics		1.0 ±0.2mm	0.5 ±0.2mm	0.5 ±0.2mm	X5R(EIA)	4Vdc	22μF	±20%	Only for mobile devices. Measure capacitance after heat treatment
GRM155R60J102KA01# <small>In Production</small>	85 °C max. Reflow OK	Consumer equipment, Industrial Equipment, Mobile Electronics, Medical equipment [GHTF A/B/C] except for implant equipment, Automotive		1.0 ±0.05mm	0.5 ±0.05mm	0.5 ±0.05mm	X5R(EIA)	6.3Vdc	1000pF	±10%	

**Attention**

1. This catalog is downloaded from the website of Murata Manufacturing Co., Ltd. Therefore, it's specifications are subject to change or our products in it may be discontinued without advance notice. Please check with our sales representatives or product engineers before ordering.

2. This catalog has only typical specifications because there is no space for detailed specifications. Therefore, please review our product specifications or consult the approval sheet for product specifications before ordering.

# Ceramic Capacitors(SMD)







Part Number	Characteristic	Specific Applications	Appearance	Length	Width	Thickness	Temperature characteristics	Rated Voltage	Capacitance	Tolerance of capacitance	Notes
GRM155R60J103KA01# <small>In Production</small>	<div>85°C max.</div> <div>Reflow OK</div>	Consumer equipment, Industrial Equipment, Mobile Electronics, Medical equipment [GHTF A/B/C] except for implant equipment,		1.0 ±0.05mm	0.5 ±0.05mm	0.5 ±0.05mm	X5R(EIA)	6.3Vdc	10000pF	±10%	
GRM155R60J104KA01# <small>In Production</small>	<div>85°C max.</div> <div>Reflow OK</div>	Automotive Consumer equipment, Industrial Equipment, Mobile Electronics, Medical equipment [GHTF A/B/C] except for implant equipment,		1.0 ±0.05mm	0.5 ±0.05mm	0.5 ±0.05mm	X5R(EIA)	6.3Vdc	0.1μF	±10%	
GRM155R60J106ME05# <small>In Production</small>	<div>85°C max.</div> <div>Reflow OK</div>	Automotive Consumer equipment, Industrial Equipment, Mobile Electronics, Medical equipment [GHTF A/B/C] except for implant equipment,		1.0 ±0.2mm	0.5 ±0.2mm	0.5 ±0.2mm	X5R(EIA)	6.3Vdc	10μF	±20%	Derating1
GRM155R60J106ME15# <small>In Production</small>	<div>85°C max.</div> <div>Reflow OK</div>	Automotive Mobile Electronics		1.0 ±0.15mm	0.5 ±0.15mm	0.5 ±0.15mm	X5R(EIA)	6.3Vdc	10μF	±20%	Derating1. Only for mobile devices
GRM155R60J106ME18# <small>In Production</small>	<div>85°C max.</div> <div>Reflow OK</div>	Consumer equipment, Industrial Equipment, Mobile Electronics, Medical equipment [GHTF A/B/C] except for implant equipment, Automotive		1.0 ±0.2mm	0.5 ±0.2mm	0.5 ±0.2mm	X5R(EIA)	6.3Vdc	10μF	±20%	

**Attention**

1. This catalog is downloaded from the website of Murata Manufacturing Co., Ltd. Therefore, it's specifications are subject to change or our products in it may be discontinued without advance notice. Please check with our sales representatives or product engineers before ordering.

2. This catalog has only typical specifications because there is no space for detailed specifications. Therefore, please review our product specifications or consult the approval sheet for product specifications before ordering.

# Ceramic Capacitors(SMD)





Part Number	Characteristic	Specific Applications	Appearance	Length	Width	Thickness	Temperature characteristics	Rated Voltage	Capacitance	Tolerance of capacitance	Notes
GRM155R60J106ME47# <small>In Production</small>	85 °C max. Reflow OK	Mobile Electronics		1.0 ±0.2mm	0.5 ±0.2mm	0.5 +0/-0.1mm	X5R(EIA)	6.3Vdc	10μF	±20%	Derating1. Only for mobile devices. Measure capacitance after
GRM155R60J154KE01# <small>In Production</small>	85 °C max. Reflow OK	Consumer equipment, Industrial Equipment, Mobile Electronics, Medical equipment [GHTF A/B/C] except for implant equipment,		1.0 ±0.05mm	0.5 ±0.05mm	0.5 ±0.05mm	X5R(EIA)	6.3Vdc	0.15μF	±10%	
GRM155R60J156ME15# <small>In Production</small>	85 °C max. Reflow OK	Automotive Mobile Electronics		1.0 ±0.15mm	0.5 ±0.15mm	0.5 ±0.15mm	X5R(EIA)	6.3Vdc	15μF	±20%	Derating1. Only for mobile devices. Measure capacitance after
GRM155R60J186ME01# <small>In Production</small>	85 °C max. Reflow OK	Mobile Electronics		1.0 ±0.15mm	0.5 ±0.15mm	0.5 ±0.15mm	X5R(EIA)	6.3Vdc	18μF	±20%	Derating1. Only for mobile devices. Measure capacitance after
GRM155R60J222KA01# <small>In Production</small>	85 °C max. Reflow OK	Consumer equipment, Industrial Equipment, Mobile Electronics, Medical equipment [GHTF A/B/C] except for implant equipment,		1.0 ±0.05mm	0.5 ±0.05mm	0.5 ±0.05mm	X5R(EIA)	6.3Vdc	2200pF	±10%	
GRM155R60J223KA01# <small>In Production</small>	85 °C max. Reflow OK	Automotive Consumer equipment, Industrial Equipment, Mobile Electronics, Medical equipment [GHTF A/B/C] except for implant equipment,		1.0 ±0.05mm	0.5 ±0.05mm	0.5 ±0.05mm	X5R(EIA)	6.3Vdc	22000pF	±10%	

**Attention**

1. This catalog is downloaded from the website of Murata Manufacturing Co., Ltd. Therefore, it's specifications are subject to change or our products in it may be discontinued without advance notice. Please check with our sales representatives or product engineers before ordering.

2. This catalog has only typical specifications because there is no space for detailed specifications. Therefore, please review our product specifications or consult the approval sheet for product specifications before ordering.

# Ceramic Capacitors(SMD)





Part Number	Characteristic	Specific Applications	Appearance	Length	Width	Thickness	Temperature characteristics	Rated Voltage	Capacitance	Tolerance of capacitance	Notes
GRM155R60J224KE01# <small>In Production</small>	<div>85°C max.</div> <div>Reflow OK</div>	Consumer equipment, Industrial Equipment, Mobile Electronics, Medical equipment [GHTF A/B/C] except for implant equipment,		1.0 ±0.05mm	0.5 ±0.05mm	0.5 ±0.05mm	X5R(EIA)	6.3Vdc	0.22μF	±10%	
GRM155R60J225KE01# <small>In Production</small>	<div>85°C max.</div> <div>Reflow OK</div>	Automotive Consumer equipment, Industrial Equipment, Mobile Electronics, Medical equipment [GHTF A/B/C] except for implant equipment,		1.0 ±0.05mm	0.5 ±0.05mm	0.5 ±0.05mm	X5R(EIA)	6.3Vdc	2.2μF	±10%	
GRM155R60J225ME01# <small>In Production</small>	<div>85°C max.</div> <div>Reflow OK</div>	Automotive Consumer equipment, Industrial Equipment, Mobile Electronics, Medical equipment [GHTF A/B/C] except for implant equipment,		1.0 ±0.05mm	0.5 ±0.05mm	0.5 ±0.05mm	X5R(EIA)	6.3Vdc	2.2μF	±20%	
GRM155R60J226ME11# <small>In Production</small>	<div>85°C max.</div> <div>Reflow OK</div>	Automotive Mobile Electronics		1.0 ±0.2mm	0.5 ±0.2mm	0.5 ±0.2mm	X5R(EIA)	6.3Vdc	22μF	±20%	Derating1. Only for mobile devices. Measure capacitance after

**Attention**

1. This catalog is downloaded from the website of Murata Manufacturing Co., Ltd. Therefore, it's specifications are subject to change or our products in it may be discontinued without advance notice. Please check with our sales representatives or product engineers before ordering.

2. This catalog has only typical specifications because there is no space for detailed specifications. Therefore, please review our product specifications or consult the approval sheet for product specifications before ordering.

# Ceramic Capacitors(SMD)

Part Number	Characteristic	Specific Applications	Appearance	Length	Width	Thickness	Temperature characteristics	Rated Voltage	Capacitance	Tolerance of capacitance	Notes
GRM155R60J334KE01# <small>In Production</small>	<div>85°C max.</div> <div>Reflow OK</div>	Consumer equipment, Industrial Equipment, Mobile Electronics, Medical equipment [GHTF A/B/C] except for implant equipment,		1.0 ±0.05mm	0.5 ±0.05mm	0.5 ±0.05mm	X5R(EIA)	6.3Vdc	0.33μF	±10%	
GRM155R60J472KA01# <small>In Production</small>	<div>85°C max.</div> <div>Reflow OK</div>	Automotive Consumer equipment, Industrial Equipment, Mobile Electronics, Medical equipment [GHTF A/B/C] except for implant equipment,		1.0 ±0.05mm	0.5 ±0.05mm	0.5 ±0.05mm	X5R(EIA)	6.3Vdc	4700pF	±10%	
GRM155R60J473KA01# <small>In Production</small>	<div>85°C max.</div> <div>Reflow OK</div>	Automotive Consumer equipment, Industrial Equipment, Mobile Electronics, Medical equipment [GHTF A/B/C] except for implant equipment,		1.0 ±0.05mm	0.5 ±0.05mm	0.5 ±0.05mm	X5R(EIA)	6.3Vdc	47000pF	±10%	
GRM155R60J474KE19# <small>In Production</small>	<div>85°C max.</div> <div>Reflow OK</div>	Automotive Consumer equipment, Industrial Equipment, Mobile Electronics, Medical equipment [GHTF A/B/C] except for implant equipment,		1.0 ±0.05mm	0.5 ±0.05mm	0.5 ±0.05mm	X5R(EIA)	6.3Vdc	0.47μF	±10%	





Automotive

**Attention**

1. This catalog is downloaded from the website of Murata Manufacturing Co., Ltd. Therefore, it's specifications are subject to change or our products in it may be discontinued without advance notice. Please check with our sales representatives or product engineers before ordering.

2. This catalog has only typical specifications because there is no space for detailed specifications. Therefore, please review our product specifications or consult the approval sheet for product specifications before ordering.

# Ceramic Capacitors(SMD)

Part Number	Characteristic	Specific Applications	Appearance	Length	Width	Thickness	Temperature characteristics	Rated Voltage	Capacitance	Tolerance of capacitance	Notes
GRM155R60J683KA01# <small>In Production</small>	<div>85°C max.</div> <div>Reflow OK</div>	Consumer equipment, Industrial Equipment, Mobile Electronics, Medical equipment [GHTF A/B/C] except for implant equipment,		1.0 ±0.05mm	0.5 ±0.05mm	0.5 ±0.05mm	X5R(EIA)	6.3Vdc	68000pF	±10%	
GRM155R60J683KE19# <small>In Production</small>	<div>85°C max.</div> <div>Reflow OK</div>	Automotive Consumer equipment, Industrial Equipment, Mobile Electronics, Medical equipment [GHTF A/B/C] except for implant equipment,		1.0 ±0.05mm	0.5 ±0.05mm	0.5 ±0.05mm	X5R(EIA)	6.3Vdc	0.68μF	±10%	
GRM155R61A102KA01# <small>In Production</small>	<div>85°C max.</div> <div>Reflow OK</div>	Automotive Consumer equipment, Industrial Equipment, Mobile Electronics, Medical equipment [GHTF A/B/C] except for implant equipment,		1.0 ±0.05mm	0.5 ±0.05mm	0.5 ±0.05mm	X5R(EIA)	10Vdc	1000pF	±10%	
GRM155R61A103KA01# <small>In Production</small>	<div>85°C max.</div> <div>Reflow OK</div>	Automotive Consumer equipment, Industrial Equipment, Mobile Electronics, Medical equipment [GHTF A/B/C] except for implant equipment,		1.0 ±0.05mm	0.5 ±0.05mm	0.5 ±0.05mm	X5R(EIA)	10Vdc	10000pF	±10%	

Automotive










**Attention**

1. This catalog is downloaded from the website of Murata Manufacturing Co., Ltd. Therefore, it's specifications are subject to change or our products in it may be discontinued without advance notice. Please check with our sales representatives or product engineers before ordering.

2. This catalog has only typical specifications because there is no space for detailed specifications. Therefore, please review our product specifications or consult the approval sheet for product specifications before ordering.



# Ceramic Capacitors(SMD)

Part Number	Characteristic	Specific Applications	Appearance	Length	Width	Thickness	Temperature characteristics	Rated Voltage	Capacitance	Tolerance of capacitance	Notes
GRM155R61A104KA01# <small>In Production</small>		Consumer equipment, Industrial Equipment, Mobile Electronics, Medical equipment [GHTF A/B/C] except for implant equipment,		1.0 ±0.05mm	0.5 ±0.05mm	0.5 ±0.05mm	X5R(EIA)	10Vdc	0.1μF	±10%	
GRM155R61A106ME11# <small>In Production</small>		Automotive Mobile Electronics		1.0 ±0.2mm	0.5 ±0.2mm	0.5 ±0.2mm	X5R(EIA)	10Vdc	10μF	±20%	Derating <sup>1</sup> . Only for mobile devices
GRM155R61A106ME18# <small>In Production</small>		Consumer equipment, Industrial Equipment, Mobile Electronics, Medical equipment [GHTF A/B/C] except for implant equipment,		1.0 ±0.2mm	0.5 ±0.2mm	0.5 ±0.2mm	X5R(EIA)	10Vdc	10μF	±20%	Derating <sup>1</sup>
GRM155R61A154KE19# <small>In Production</small>		Automotive Consumer equipment, Industrial Equipment, Mobile Electronics, Medical equipment [GHTF A/B/C] except for implant equipment,		1.0 ±0.05mm	0.5 ±0.05mm	0.5 ±0.05mm	X5R(EIA)	10Vdc	0.15μF	±10%	
GRM155R61A222KA01# <small>In Production</small>		Automotive Consumer equipment, Industrial Equipment, Mobile Electronics, Medical equipment [GHTF A/B/C] except for implant equipment,		1.0 ±0.05mm	0.5 ±0.05mm	0.5 ±0.05mm	X5R(EIA)	10Vdc	2200pF	±10%	

Automotive





**Attention**

1. This catalog is downloaded from the website of Murata Manufacturing Co., Ltd. Therefore, it's specifications are subject to change or our products in it may be discontinued without advance notice. Please check with our sales representatives or product engineers before ordering.

2. This catalog has only typical specifications because there is no space for detailed specifications.

Therefore, please review our product specifications or consult the approval sheet for product specifications before ordering.

# Ceramic Capacitors(SMD)

Part Number	Characteristic	Specific Applications	Appearance	Length	Width	Thickness	Temperature characteristics	Rated Voltage	Capacitance	Tolerance of capacitance	Notes
GRM155R61A223KA01# <small>In Production</small>	85 °C max. Reflow OK	Consumer equipment, Industrial Equipment, Mobile Electronics, Medical equipment [GHTF A/B/C] except for implant equipment,		1.0 ±0.05mm	0.5 ±0.05mm	0.5 ±0.05mm	X5R(EIA)	10Vdc	22000pF	±10%	
GRM155R61A224KE19# <small>In Production</small>	85 °C max. Reflow OK	Automotive Consumer equipment, Industrial Equipment, Mobile Electronics, Medical equipment [GHTF A/B/C] except for implant equipment,		1.0 ±0.05mm	0.5 ±0.05mm	0.5 ±0.05mm	X5R(EIA)	10Vdc	0.22μF	±10%	
GRM155R61A225KE01# <small>In Production</small>	85 °C max. Reflow OK	Automotive Consumer equipment, Industrial Equipment, Mobile Electronics, Medical equipment [GHTF A/B/C] except for implant equipment,		1.0 ±0.05mm	0.5 ±0.05mm	0.5 ±0.05mm	X5R(EIA)	10Vdc	2.2μF	±10%	Derating1
GRM155R61A225ME01# <small>In Production</small>	85 °C max. Reflow OK	Automotive Consumer equipment, Industrial Equipment, Mobile Electronics, Medical equipment [GHTF A/B/C] except for implant equipment,		1.0 ±0.05mm	0.5 ±0.05mm	0.5 ±0.05mm	X5R(EIA)	10Vdc	2.2μF	±20%	Derating1





Automotive

**Attention**

1. This catalog is downloaded from the website of Murata Manufacturing Co., Ltd. Therefore, it's specifications are subject to change or our products in it may be discontinued without advance notice. Please check with our sales representatives or product engineers before ordering.

2. This catalog has only typical specifications because there is no space for detailed specifications. Therefore, please review our product specifications or consult the approval sheet for product specifications before ordering.

# Ceramic Capacitors(SMD)

Part Number	Characteristic	Specific Applications	Appearance	Length	Width	Thickness	Temperature characteristics	Rated Voltage	Capacitance	Tolerance of capacitance	Notes
GRM155R61A333KA01# <small>In Production</small>	85 °C max. Reflow OK	Consumer equipment, Industrial Equipment, Mobile Electronics, Medical equipment [GHTF A/B/C] except for implant equipment,		1.0 ±0.05mm	0.5 ±0.05mm	0.5 ±0.05mm	X5R(EIA)	10Vdc	33000pF	±10%	
GRM155R61A333KE15# <small>In Production</small>	85 °C max. Reflow OK	Automotive Consumer equipment, Industrial Equipment, Mobile Electronics, Medical equipment [GHTF A/B/C] except for implant equipment,		1.0 ±0.05mm	0.5 ±0.05mm	0.5 ±0.05mm	X5R(EIA)	10Vdc	0.33μF	±10%	
GRM155R61A472KA01# <small>In Production</small>	85 °C max. Reflow OK	Automotive Consumer equipment, Industrial Equipment, Mobile Electronics, Medical equipment [GHTF A/B/C] except for implant equipment,		1.0 ±0.05mm	0.5 ±0.05mm	0.5 ±0.05mm	X5R(EIA)	10Vdc	4700pF	±10%	
GRM155R61A473KA01# <small>In Production</small>	85 °C max. Reflow OK	Automotive Consumer equipment, Industrial Equipment, Mobile Electronics, Medical equipment [GHTF A/B/C] except for implant equipment,		1.0 ±0.05mm	0.5 ±0.05mm	0.5 ±0.05mm	X5R(EIA)	10Vdc	47000pF	±10%	





Automotive

**Attention**

1. This catalog is downloaded from the website of Murata Manufacturing Co., Ltd. Therefore, it's specifications are subject to change or our products in it may be discontinued without advance notice. Please check with our sales representatives or product engineers before ordering.

2. This catalog has only typical specifications because there is no space for detailed specifications. Therefore, please review our product specifications or consult the approval sheet for product specifications before ordering.

# Ceramic Capacitors(SMD)

Part Number	Characteristic	Specific Applications	Appearance	Length	Width	Thickness	Temperature characteristics	Rated Voltage	Capacitance	Tolerance of capacitance	Notes
GRM155R61A474KE15# <small>In Production</small>	85 °C max. Reflow OK	Consumer equipment, Industrial Equipment, Mobile Electronics, Medical equipment [GHTF A/B/C] except for implant equipment,		1.0 ±0.05mm	0.5 ±0.05mm	0.5 ±0.05mm	X5R(EIA)	10Vdc	0.47μF	±10%	
GRM155R61A475ME01# <small>In Production</small>	85 °C max. Reflow OK	Automotive Consumer equipment, Industrial Equipment, Mobile Electronics, Medical equipment [GHTF A/B/C] except for implant equipment,		1.0 ±0.2mm	0.5 ±0.2mm	0.5 ±0.2mm	X5R(EIA)	10Vdc	4.7μF	±20%	
GRM155R61A475MEAA# <small>In Production</small>	85 °C max. Reflow OK	Automotive Consumer equipment, Industrial Equipment, Mobile Electronics, Medical equipment [GHTF A/B/C] except for implant equipment,		1.0 ±0.15mm	0.5 ±0.15mm	0.5 ±0.15mm	X5R(EIA)	10Vdc	4.7μF	±20%	Derating1
GRM155R61A683KA01# <small>In Production</small>	85 °C max. Reflow OK	Automotive Consumer equipment, Industrial Equipment, Mobile Electronics, Medical equipment [GHTF A/B/C] except for implant equipment,		1.0 ±0.05mm	0.5 ±0.05mm	0.5 ±0.05mm	X5R(EIA)	10Vdc	68000pF	±10%	





Automotive

**Attention**

1. This catalog is downloaded from the website of Murata Manufacturing Co., Ltd. Therefore, it's specifications are subject to change or our products in it may be discontinued without advance notice. Please check with our sales representatives or product engineers before ordering.

2. This catalog has only typical specifications because there is no space for detailed specifications. Therefore, please review our product specifications or consult the approval sheet for product specifications before ordering.

# Ceramic Capacitors(SMD)

Part Number	Characteristic	Specific Applications	Appearance	Length	Width	Thickness	Temperature characteristics	Rated Voltage	Capacitance	Tolerance of capacitance	Notes
GRM155R61A684KE15# <small>In Production</small>	<div>85°C max.</div> <div>Reflow OK</div>	Consumer equipment, Industrial Equipment, Mobile Electronics, Medical equipment [GHTF A/B/C] except for implant equipment,		1.0 ±0.05mm	0.5 ±0.05mm	0.5 ±0.05mm	X5R(EIA)	10Vdc	0.68μF	±10%	
GRM155R61C102KA01# <small>In Production</small>	<div>85°C max.</div> <div>Reflow OK</div>	Automotive Consumer equipment, Industrial Equipment, Mobile Electronics, Medical equipment [GHTF A/B/C] except for implant equipment,		1.0 ±0.05mm	0.5 ±0.05mm	0.5 ±0.05mm	X5R(EIA)	16Vdc	1000pF	±10%	
GRM155R61C103KA01# <small>In Production</small>	<div>85°C max.</div> <div>Reflow OK</div>	Automotive Consumer equipment, Industrial Equipment, Mobile Electronics, Medical equipment [GHTF A/B/C] except for implant equipment,		1.0 ±0.05mm	0.5 ±0.05mm	0.5 ±0.05mm	X5R(EIA)	16Vdc	10000pF	±10%	
GRM155R61C104KA88# <small>In Production</small>	<div>85°C max.</div> <div>Reflow OK</div>	Automotive Consumer equipment, Industrial Equipment, Mobile Electronics, Medical equipment [GHTF A/B/C] except for implant equipment,		1.0 ±0.05mm	0.5 ±0.05mm	0.5 ±0.05mm	X5R(EIA)	16Vdc	0.1μF	±10%	





Automotive

**Attention**

1. This catalog is downloaded from the website of Murata Manufacturing Co., Ltd. Therefore, it's specifications are subject to change or our products in it may be discontinued without advance notice. Please check with our sales representatives or product engineers before ordering.

2. This catalog has only typical specifications because there is no space for detailed specifications. Therefore, please review our product specifications or consult the approval sheet for product specifications before ordering.

# Ceramic Capacitors(SMD)

Part Number	Characteristic	Specific Applications	Appearance	Length	Width	Thickness	Temperature characteristics	Rated Voltage	Capacitance	Tolerance of capacitance	Notes
GRM155R61C105KA12# <small>In Production</small>	85 °C max. Reflow OK	Consumer equipment, Industrial Equipment, Mobile Electronics, Medical equipment [GHTF A/B/C] except for implant equipment,		1.0 ±0.05mm	0.5 ±0.05mm	0.5 ±0.05mm	X5R(EIA)	16Vdc	1μF	±10%	
GRM155R61C105MA12# <small>In Production</small>	85 °C max. Reflow OK	Automotive Consumer equipment, Industrial Equipment, Mobile Electronics, Medical equipment [GHTF A/B/C] except for implant equipment,		1.0 ±0.05mm	0.5 ±0.05mm	0.5 ±0.05mm	X5R(EIA)	16Vdc	1μF	±20%	
GRM155R61C222KA01# <small>In Production</small>	85 °C max. Reflow OK	Automotive Consumer equipment, Industrial Equipment, Mobile Electronics, Medical equipment [GHTF A/B/C] except for implant equipment,		1.0 ±0.05mm	0.5 ±0.05mm	0.5 ±0.05mm	X5R(EIA)	16Vdc	2200pF	±10%	
GRM155R61C223KA01# <small>In Production</small>	85 °C max. Reflow OK	Automotive Consumer equipment, Industrial Equipment, Mobile Electronics, Medical equipment [GHTF A/B/C] except for implant equipment,		1.0 ±0.05mm	0.5 ±0.05mm	0.5 ±0.05mm	X5R(EIA)	16Vdc	22000pF	±10%	





Automotive

**Attention**

1. This catalog is downloaded from the website of Murata Manufacturing Co., Ltd. Therefore, it's specifications are subject to change or our products in it may be discontinued without advance notice. Please check with our sales representatives or product engineers before ordering.

2. This catalog has only typical specifications because there is no space for detailed specifications. Therefore, please review our product specifications or consult the approval sheet for product specifications before ordering.

# Ceramic Capacitors(SMD)

Part Number	Characteristic	Specific Applications	Appearance	Length	Width	Thickness	Temperature characteristics	Rated Voltage	Capacitance	Tolerance of capacitance	Notes
GRM155R61C224KA12# <small>In Production</small>	85 °C max. Reflow OK	Consumer equipment, Industrial Equipment, Mobile Electronics, Medical equipment [GHTF A/B/C] except for implant equipment,		1.0 ±0.05mm	0.5 ±0.05mm	0.5 ±0.05mm	X5R(EIA)	16Vdc	0.22μF	±10%	
GRM155R61C225KE11# <small>In Production</small>	85 °C max. Reflow OK	Automotive Consumer equipment, Industrial Equipment, Mobile Electronics, Medical equipment [GHTF A/B/C] except for implant equipment,		1.0 ±0.2mm	0.5 ±0.2mm	0.5 ±0.2mm	X5R(EIA)	16Vdc	2.2μF	±10%	
GRM155R61C225KE44# <small>In Production</small>	85 °C max. Reflow OK	Automotive Consumer equipment, Industrial Equipment, Mobile Electronics, Medical equipment [GHTF A/B/C] except for implant equipment,		1.0 ±0.1mm	0.5 ±0.1mm	0.5 ±0.1mm	X5R(EIA)	16Vdc	2.2μF	±10%	Derating1
GRM155R61C225ME11# <small>In Production</small>	85 °C max. Reflow OK	Automotive Consumer equipment, Industrial Equipment, Mobile Electronics, Medical equipment [GHTF A/B/C] except for implant equipment,		1.0 ±0.2mm	0.5 ±0.2mm	0.5 ±0.2mm	X5R(EIA)	16Vdc	2.2μF	±20%	





Automotive

**Attention**

1. This catalog is downloaded from the website of Murata Manufacturing Co., Ltd. Therefore, it's specifications are subject to change or our products in it may be discontinued without advance notice. Please check with our sales representatives or product engineers before ordering.

2. This catalog has only typical specifications because there is no space for detailed specifications. Therefore, please review our product specifications or consult the approval sheet for product specifications before ordering.

# Ceramic Capacitors(SMD)

Part Number	Characteristic	Specific Applications	Appearance	Length	Width	Thickness	Temperature characteristics	Rated Voltage	Capacitance	Tolerance of capacitance	Notes
GRM155R61C225ME15# <small>In Production</small>	<div>85°C max.</div> <div>Reflow OK</div>	Consumer equipment, Industrial Equipment, Mobile Electronics, Medical equipment [GHTF A/B/C] except for implant equipment,		1.0 ±0.2mm	0.5 ±0.2mm	0.5 ±0.05mm	X5R(EIA)	16Vdc	2.2μF	±20%	
GRM155R61C225ME44# <small>In Production</small>	<div>85°C max.</div> <div>Reflow OK</div>	Automotive Consumer equipment, Industrial Equipment, Mobile Electronics, Medical equipment [GHTF A/B/C] except for implant equipment,		1.0 ±0.1mm	0.5 ±0.1mm	0.5 ±0.1mm	X5R(EIA)	16Vdc	2.2μF	±20%	Derating1
GRM155R61C333KA01# <small>In Production</small>	<div>85°C max.</div> <div>Reflow OK</div>	Automotive Consumer equipment, Industrial Equipment, Mobile Electronics, Medical equipment [GHTF A/B/C] except for implant equipment,		1.0 ±0.05mm	0.5 ±0.05mm	0.5 ±0.05mm	X5R(EIA)	16Vdc	33000pF	±10%	
GRM155R61C472KA01# <small>In Production</small>	<div>85°C max.</div> <div>Reflow OK</div>	Automotive Consumer equipment, Industrial Equipment, Mobile Electronics, Medical equipment [GHTF A/B/C] except for implant equipment,		1.0 ±0.05mm	0.5 ±0.05mm	0.5 ±0.05mm	X5R(EIA)	16Vdc	4700pF	±10%	

Automotive






**Attention**

1. This catalog is downloaded from the website of Murata Manufacturing Co., Ltd. Therefore, it's specifications are subject to change or our products in it may be discontinued without advance notice. Please check with our sales representatives or product engineers before ordering.

2. This catalog has only typical specifications because there is no space for detailed specifications. Therefore, please review our product specifications or consult the approval sheet for product specifications before ordering.



# Ceramic Capacitors(SMD)

Part Number	Characteristic	Specific Applications	Appearance	Length	Width	Thickness	Temperature characteristics	Rated Voltage	Capacitance	Tolerance of capacitance	Notes
GRM155R61C473KA01# <small>In Production</small>	<div>85°C max.</div> <div>Reflow OK</div>	Consumer equipment, Industrial Equipment, Mobile Electronics, Medical equipment [GHTF A/B/C] except for implant equipment,		1.0 ±0.05mm	0.5 ±0.05mm	0.5 ±0.05mm	X5R(EIA)	16Vdc	47000pF	±10%	
GRM155R61C475ME01# <small>In Production</small>	<div>85°C max.</div> <div>Reflow OK</div>	Automotive Mobile Electronics		1.0 ±0.2mm	0.5 ±0.2mm	0.5 ±0.2mm	X5R(EIA)	16Vdc	4.7μF	±20%	Derating1. Only for mobile devices
GRM155R61C682KA01# <small>In Production</small>	<div>85°C max.</div> <div>Reflow OK</div>	Consumer equipment, Industrial Equipment, Mobile Electronics, Medical equipment [GHTF A/B/C] except for implant equipment,		1.0 ±0.05mm	0.5 ±0.05mm	0.5 ±0.05mm	X5R(EIA)	16Vdc	6800pF	±10%	
GRM155R61C683KA88# <small>In Production</small>	<div>85°C max.</div> <div>Reflow OK</div>	Automotive Consumer equipment, Industrial Equipment, Mobile Electronics, Medical equipment [GHTF A/B/C] except for implant equipment,		1.0 ±0.05mm	0.5 ±0.05mm	0.5 ±0.05mm	X5R(EIA)	16Vdc	68000pF	±10%	
GRM155R61E102KA01# <small>In Production</small>	<div>85°C max.</div> <div>Reflow OK</div>	Automotive Consumer equipment, Industrial Equipment, Mobile Electronics, Medical equipment [GHTF A/B/C] except for implant equipment,		1.0 ±0.05mm	0.5 ±0.05mm	0.5 ±0.05mm	X5R(EIA)	25Vdc	1000pF	±10%	





Automotive

**Attention**

1. This catalog is downloaded from the website of Murata Manufacturing Co., Ltd. Therefore, it's specifications are subject to change or our products in it may be discontinued without advance notice. Please check with our sales representatives or product engineers before ordering.

2. This catalog has only typical specifications because there is no space for detailed specifications. Therefore, please review our product specifications or consult the approval sheet for product specifications before ordering.

# Ceramic Capacitors(SMD)

Part Number	Characteristic	Specific Applications	Appearance	Length	Width	Thickness	Temperature characteristics	Rated Voltage	Capacitance	Tolerance of capacitance	Notes
GRM155R61E103KA01# <small>In Production</small>	<div>85°C max.</div> <div>Reflow OK</div>	Consumer equipment, Industrial Equipment, Mobile Electronics, Medical equipment [GHTF A/B/C] except for implant equipment,		1.0 ±0.05mm	0.5 ±0.05mm	0.5 ±0.05mm	X5R(EIA)	25Vdc	10000pF	±10%	
GRM155R61E104KA87# <small>In Production</small>	<div>85°C max.</div> <div>Reflow OK</div>	Automotive Consumer equipment, Industrial Equipment, Mobile Electronics, Medical equipment [GHTF A/B/C] except for implant equipment,		1.0 ±0.05mm	0.5 ±0.05mm	0.5 ±0.05mm	X5R(EIA)	25Vdc	0.1μF	±10%	
GRM155R61E105KA12# <small>In Production</small>	<div>85°C max.</div> <div>Reflow OK</div>	Automotive Consumer equipment, Industrial Equipment, Mobile Electronics, Medical equipment [GHTF A/B/C] except for implant equipment,		1.0 ±0.05mm	0.5 ±0.05mm	0.5 ±0.05mm	X5R(EIA)	25Vdc	1μF	±10%	Derating1
GRM155R61E105KE11# <small>In Production</small>	<div>85°C max.</div> <div>Reflow OK</div>	Automotive Consumer equipment, Industrial Equipment, Mobile Electronics, Medical equipment [GHTF A/B/C] except for implant equipment,		1.0 ±0.1mm	0.5 ±0.1mm	0.5 ±0.1mm	X5R(EIA)	25Vdc	1μF	±10%	









Automotive

**Attention**

1. This catalog is downloaded from the website of Murata Manufacturing Co., Ltd. Therefore, it's specifications are subject to change or our products in it may be discontinued without advance notice. Please check with our sales representatives or product engineers before ordering.

2. This catalog has only typical specifications because there is no space for detailed specifications. Therefore, please review our product specifications or consult the approval sheet for product specifications before ordering.

# Ceramic Capacitors(SMD)

Part Number	Characteristic	Specific Applications	Appearance	Length	Width	Thickness	Temperature characteristics	Rated Voltage	Capacitance	Tolerance of capacitance	Notes
GRM155R61E105MA12# <small>In Production</small>		Consumer equipment, Industrial Equipment, Mobile Electronics, Medical equipment [GHTF A/B/C] except for implant equipment,		1.0 ±0.05mm	0.5 ±0.05mm	0.5 ±0.05mm	X5R(EIA)	25Vdc	1μF	±20%	Derating1
GRM155R61E222KA01# <small>In Production</small>		Automotive Consumer equipment, Industrial Equipment, Mobile Electronics, Medical equipment [GHTF A/B/C] except for implant equipment,		1.0 ±0.05mm	0.5 ±0.05mm	0.5 ±0.05mm	X5R(EIA)	25Vdc	2200pF	±10%	
GRM155R61E224KE01# <small>In Production</small>		Automotive Consumer equipment, Industrial Equipment, Mobile Electronics, Medical equipment [GHTF A/B/C] except for implant equipment,		1.0 ±0.05mm	0.5 ±0.05mm	0.5 ±0.05mm	X5R(EIA)	25Vdc	0.22μF	±10%	
GRM155R61E225KE11# <small>In Production</small>		Automotive Consumer equipment, Industrial Equipment, Mobile Electronics, Medical equipment [GHTF A/B/C] except for implant equipment,		1.0 ±0.2mm	0.5 ±0.2mm	0.5 ±0.2mm	X5R(EIA)	25Vdc	2.2μF	±10%	









Automotive

**Attention**

1. This catalog is downloaded from the website of Murata Manufacturing Co., Ltd. Therefore, it's specifications are subject to change or our products in it may be discontinued without advance notice. Please check with our sales representatives or product engineers before ordering.

2. This catalog has only typical specifications because there is no space for detailed specifications. Therefore, please review our product specifications or consult the approval sheet for product specifications before ordering.

# Ceramic Capacitors(SMD)

Part Number	Characteristic	Specific Applications	Appearance	Length	Width	Thickness	Temperature characteristics	Rated Voltage	Capacitance	Tolerance of capacitance	Notes
GRM155R61E225ME11# <small>In Production</small>		Consumer equipment, Industrial Equipment, Mobile Electronics, Medical equipment [GHTF A/B/C] except for implant equipment,		1.0 ±0.2mm	0.5 ±0.2mm	0.5 ±0.2mm	X5R(EIA)	25Vdc	2.2μF	±20%	
GRM155R61E225ME15# <small>In Production</small>		Automotive Consumer equipment, Industrial Equipment, Mobile Electronics, Medical equipment [GHTF A/B/C] except for implant equipment,		1.0 ±0.2mm	0.5 ±0.2mm	0.5 ±0.05mm	X5R(EIA)	25Vdc	2.2μF	±20%	Derating1
GRM155R61E472KA01# <small>In Production</small>		Automotive Consumer equipment, Industrial Equipment, Mobile Electronics, Medical equipment [GHTF A/B/C] except for implant equipment,		1.0 ±0.05mm	0.5 ±0.05mm	0.5 ±0.05mm	X5R(EIA)	25Vdc	4700pF	±10%	
GRM155R61E683KA87# <small>In Production</small>		Automotive Consumer equipment, Industrial Equipment, Mobile Electronics, Medical equipment [GHTF A/B/C] except for implant equipment,		1.0 ±0.05mm	0.5 ±0.05mm	0.5 ±0.05mm	X5R(EIA)	25Vdc	68000pF	±10%	





Automotive

**Attention**

1. This catalog is downloaded from the website of Murata Manufacturing Co., Ltd. Therefore, it's specifications are subject to change or our products in it may be discontinued without advance notice. Please check with our sales representatives or product engineers before ordering.

2. This catalog has only typical specifications because there is no space for detailed specifications. Therefore, please review our product specifications or consult the approval sheet for product specifications before ordering.

# Ceramic Capacitors(SMD)

Part Number	Characteristic	Specific Applications	Appearance	Length	Width	Thickness	Temperature characteristics	Rated Voltage	Capacitance	Tolerance of capacitance	Notes
GRM155R61H102KA01# <small>In Production</small>	<div>85°C max.</div> <div>Reflow OK</div>	Consumer equipment, Industrial Equipment, Mobile Electronics, Medical equipment [GHTF A/B/C] except for implant equipment,		1.0 ±0.05mm	0.5 ±0.05mm	0.5 ±0.05mm	X5R(EIA)	50Vdc	1000pF	±10%	
GRM155R61H104KE14# <small>In Production</small>	<div>85°C max.</div> <div>Reflow OK</div>	Automotive Consumer equipment, Industrial Equipment, Mobile Electronics, Medical equipment [GHTF A/B/C] except for implant equipment,		1.0 ±0.05mm	0.5 ±0.05mm	0.5 ±0.05mm	X5R(EIA)	50Vdc	0.1μF	±10%	
GRM155R61H104KE19# <small>In Production</small>	<div>85°C max.</div> <div>Reflow OK</div>	Automotive Consumer equipment, Industrial Equipment, Mobile Electronics, Medical equipment [GHTF A/B/C] except for implant equipment,		1.0 ±0.05mm	0.5 ±0.05mm	0.5 ±0.05mm	X5R(EIA)	50Vdc	0.1μF	±10%	
GRM155R61H104ME14# <small>In Production</small>	<div>85°C max.</div> <div>Reflow OK</div>	Automotive Consumer equipment, Industrial Equipment, Mobile Electronics, Medical equipment [GHTF A/B/C] except for implant equipment,		1.0 ±0.05mm	0.5 ±0.05mm	0.5 ±0.05mm	X5R(EIA)	50Vdc	0.1μF	±20%	

Automotive

**Attention**

1. This catalog is downloaded from the website of Murata Manufacturing Co., Ltd. Therefore, it's specifications are subject to change or our products in it may be discontinued without advance notice. Please check with our sales representatives or product engineers before ordering.

2. This catalog has only typical specifications because there is no space for detailed specifications. Therefore, please review our product specifications or consult the approval sheet for product specifications before ordering.

# Ceramic Capacitors(SMD)

Part Number	Characteristic	Specific Applications	Appearance	Length	Width	Thickness	Temperature characteristics	Rated Voltage	Capacitance	Tolerance of capacitance	Notes
GRM155R61H104ME19# <small>In Production</small>		Consumer equipment, Industrial Equipment, Mobile Electronics, Medical equipment [GHTF A/B/C] except for implant equipment,		1.0 ±0.05mm	0.5 ±0.05mm	0.5 ±0.05mm	X5R(EIA)	50Vdc	0.1μF	±20%	
GRM155R61H105KE05# <small>In Production</small>		Automotive Mobile Electronics		1.0 ±0.1mm	0.5 ±0.1mm	0.5 ±0.1mm	X5R(EIA)	50Vdc	1μF	±10%	Derating1. Only for mobile devices
GRM155R61H105ME05# <small>In Production</small>		Mobile Electronics		1.0 ±0.1mm	0.5 ±0.1mm	0.5 ±0.1mm	X5R(EIA)	50Vdc	1μF	±20%	Derating1. Only for mobile devices
GRM155R61H222KA01# <small>In Production</small>		Consumer equipment, Industrial Equipment, Mobile Electronics, Medical equipment [GHTF A/B/C] except for implant equipment,		1.0 ±0.05mm	0.5 ±0.05mm	0.5 ±0.05mm	X5R(EIA)	50Vdc	2200pF	±10%	
GRM155R61H224KE01# <small>In Production</small>		Automotive Consumer equipment, Industrial Equipment, Mobile Electronics, Medical equipment [GHTF A/B/C] except for implant equipment,		1.0 ±0.05mm	0.5 ±0.05mm	0.5 ±0.05mm	X5R(EIA)	50Vdc	0.22μF	±10%	





Automotive

**Attention**

1. This catalog is downloaded from the website of Murata Manufacturing Co., Ltd. Therefore, it's specifications are subject to change or our products in it may be discontinued without advance notice. Please check with our sales representatives or product engineers before ordering.

2. This catalog has only typical specifications because there is no space for detailed specifications. Therefore, please review our product specifications or consult the approval sheet for product specifications before ordering.

# Ceramic Capacitors(SMD)

Part Number	Characteristic	Specific Applications	Appearance	Length	Width	Thickness	Temperature characteristics	Rated Voltage	Capacitance	Tolerance of capacitance	Notes
GRM155R61H224ME01# <small>In Production</small>	<div>85°C max.</div> <div>Reflow OK</div>	Consumer equipment, Industrial Equipment, Mobile Electronics, Medical equipment [GHTF A/B/C] except for implant equipment,		1.0 ±0.05mm	0.5 ±0.05mm	0.5 ±0.05mm	X5R(EIA)	50Vdc	0.22μF	±20%	
GRM155R61H333KE14# <small>In Production</small>	<div>85°C max.</div> <div>Reflow OK</div>	Automotive Consumer equipment, Industrial Equipment, Mobile Electronics, Medical equipment [GHTF A/B/C] except for implant equipment,		1.0 ±0.05mm	0.5 ±0.05mm	0.5 ±0.05mm	X5R(EIA)	50Vdc	33000pF	±10%	
GRM155R61H334KE01# <small>In Production</small>	<div>85°C max.</div> <div>Reflow OK</div>	Automotive Consumer equipment, Industrial Equipment, Mobile Electronics, Medical equipment [GHTF A/B/C] except for implant equipment,		1.0 ±0.1mm	0.5 ±0.1mm	0.5 ±0.1mm	X5R(EIA)	50Vdc	0.33μF	±10%	
GRM155R61H334ME01# <small>In Production</small>	<div>85°C max.</div> <div>Reflow OK</div>	Automotive Consumer equipment, Industrial Equipment, Mobile Electronics, Medical equipment [GHTF A/B/C] except for implant equipment,		1.0 ±0.1mm	0.5 ±0.1mm	0.5 ±0.1mm	X5R(EIA)	50Vdc	0.33μF	±20%	





Automotive

**Attention**

1. This catalog is downloaded from the website of Murata Manufacturing Co., Ltd. Therefore, it's specifications are subject to change or our products in it may be discontinued without advance notice. Please check with our sales representatives or product engineers before ordering.

2. This catalog has only typical specifications because there is no space for detailed specifications. Therefore, please review our product specifications or consult the approval sheet for product specifications before ordering.

# Ceramic Capacitors(SMD)

Part Number	Characteristic	Specific Applications	Appearance	Length	Width	Thickness	Temperature characteristics	Rated Voltage	Capacitance	Tolerance of capacitance	Notes
GRM155R61H472KA01# <small>In Production</small>	<div>85°C max.</div> <div>Reflow OK</div>	Consumer equipment, Industrial Equipment, Mobile Electronics, Medical equipment [GHTF A/B/C] except for implant equipment,		1.0 ±0.05mm	0.5 ±0.05mm	0.5 ±0.05mm	X5R(EIA)	50Vdc	4700pF	±10%	
GRM155R61H473KE14# <small>In Production</small>	<div>85°C max.</div> <div>Reflow OK</div>	Automotive Consumer equipment, Industrial Equipment, Mobile Electronics, Medical equipment [GHTF A/B/C] except for implant equipment,		1.0 ±0.05mm	0.5 ±0.05mm	0.5 ±0.05mm	X5R(EIA)	50Vdc	47000pF	±10%	
GRM155R61H474KE11# <small>In Production</small>	<div>85°C max.</div> <div>Reflow OK</div>	Automotive Consumer equipment, Industrial Equipment, Mobile Electronics, Medical equipment [GHTF A/B/C] except for implant equipment,		1.0 ±0.1mm	0.5 ±0.1mm	0.5 ±0.1mm	X5R(EIA)	50Vdc	0.47μF	±10%	Derating1
GRM155R61H474ME11# <small>In Production</small>	<div>85°C max.</div> <div>Reflow OK</div>	Automotive Consumer equipment, Industrial Equipment, Mobile Electronics, Medical equipment [GHTF A/B/C] except for implant equipment, Automotive		1.0 ±0.1mm	0.5 ±0.1mm	0.5 ±0.1mm	X5R(EIA)	50Vdc	0.47μF	±20%	Derating1





**Attention**

1. This catalog is downloaded from the website of Murata Manufacturing Co., Ltd. Therefore, it's specifications are subject to change or our products in it may be discontinued without advance notice. Please check with our sales representatives or product engineers before ordering.

2. This catalog has only typical specifications because there is no space for detailed specifications. Therefore, please review our product specifications or consult the approval sheet for product specifications before ordering.



# Ceramic Capacitors(SMD)

Part Number	Characteristic	Specific Applications	Appearance	Length	Width	Thickness	Temperature characteristics	Rated Voltage	Capacitance	Tolerance of capacitance	Notes
GRM155R61H683KE14# <small>In Production</small>	<div>85°C max.</div> <div>Reflow OK</div>	Consumer equipment, Industrial Equipment, Mobile Electronics, Medical equipment [GHTF A/B/C] except for implant equipment,		1.0 ±0.05mm	0.5 ±0.05mm	0.5 ±0.05mm	X5R(EIA)	50Vdc	68000pF	±10%	
GRM155R61J224KE01# <small>In Production</small>	<div>85°C max.</div> <div>Reflow OK</div>	Automotive Consumer equipment, Industrial Equipment, Mobile Electronics, Medical equipment [GHTF A/B/C] except for implant equipment,		1.0 ±0.05mm	0.5 ±0.05mm	0.5 ±0.05mm	X5R(EIA)	63Vdc	0.22μF	±10%	Derating1
GRM155R61J224ME01# <small>In Production</small>	<div>85°C max.</div> <div>Reflow OK</div>	Automotive Consumer equipment, Industrial Equipment, Mobile Electronics, Medical equipment [GHTF A/B/C] except for implant equipment,		1.0 ±0.05mm	0.5 ±0.05mm	0.5 ±0.05mm	X5R(EIA)	63Vdc	0.22μF	±20%	Derating1
GRM155R61J334KE01# <small>In Production</small>	<div>85°C max.</div> <div>Reflow OK</div>	Automotive Consumer equipment, Industrial Equipment, Mobile Electronics, Medical equipment [GHTF A/B/C] except for implant equipment,		1.0 ±0.1mm	0.5 ±0.1mm	0.5 ±0.1mm	X5R(EIA)	63Vdc	0.33μF	±10%	Derating1





Automotive

**Attention**

1. This catalog is downloaded from the website of Murata Manufacturing Co., Ltd. Therefore, it's specifications are subject to change or our products in it may be discontinued without advance notice. Please check with our sales representatives or product engineers before ordering.

2. This catalog has only typical specifications because there is no space for detailed specifications. Therefore, please review our product specifications or consult the approval sheet for product specifications before ordering.

# Ceramic Capacitors(SMD)

Part Number	Characteristic	Specific Applications	Appearance	Length	Width	Thickness	Temperature characteristics	Rated Voltage	Capacitance	Tolerance of capacitance	Notes
GRM155R61J334ME01# <small>In Production</small>	<div>85°C max.</div> <div>Reflow OK</div>	Consumer equipment, Industrial Equipment, Mobile Electronics, Medical equipment [GHTF A/B/C] except for implant equipment,		1.0 ±0.1mm	0.5 ±0.1mm	0.5 ±0.1mm	X5R(EIA)	63Vdc	0.33μF	±20%	Derating1
GRM155R62A104KE14# <small>In Production</small>	<div>85°C max.</div> <div>Reflow OK</div>	Automotive Consumer equipment, Industrial Equipment, Mobile Electronics, Medical equipment [GHTF A/B/C] except for implant equipment,		1.0 ±0.05mm	0.5 ±0.05mm	0.5 ±0.05mm	X5R(EIA)	100Vdc	0.1μF	±10%	Derating1
GRM155R62A104ME14# <small>In Production</small>	<div>85°C max.</div> <div>Reflow OK</div>	Automotive Consumer equipment, Industrial Equipment, Mobile Electronics, Medical equipment [GHTF A/B/C] except for implant equipment,		1.0 ±0.05mm	0.5 ±0.05mm	0.5 ±0.05mm	X5R(EIA)	100Vdc	0.1μF	±20%	Derating1
GRM155R6YA105KE11# <small>In Production</small>	<div>85°C max.</div> <div>Reflow OK</div>	Automotive Consumer equipment, Industrial Equipment, Mobile Electronics, Medical equipment [GHTF A/B/C] except for implant equipment,		1.0 ±0.1mm	0.5 ±0.1mm	0.5 ±0.1mm	X5R(EIA)	35Vdc	1μF	±10%	Derating1






Automotive

**Attention**

1. This catalog is downloaded from the website of Murata Manufacturing Co., Ltd. Therefore, it's specifications are subject to change or our products in it may be discontinued without advance notice. Please check with our sales representatives or product engineers before ordering.

2. This catalog has only typical specifications because there is no space for detailed specifications. Therefore, please review our product specifications or consult the approval sheet for product specifications before ordering.

# Ceramic Capacitors(SMD)

Part Number	Characteristic	Specific Applications	Appearance	Length	Width	Thickness	Temperature characteristics	Rated Voltage	Capacitance	Tolerance of capacitance	Notes
GRM155R6YA105ME11# <small>In Production</small>	<div>85°C max.</div> <div>Reflow OK</div>	Consumer equipment, Industrial Equipment, Mobile Electronics, Medical equipment [GHTF A/B/C] except for implant equipment,		1.0 ±0.1mm	0.5 ±0.1mm	0.5 ±0.1mm	X5R(EIA)	35Vdc	1μF	±20%	Derating1
GRM155R6YA225KE11# <small>In Production</small>	<div>85°C max.</div> <div>Reflow OK</div>	Automotive Mobile Electronics		1.0 ±0.2mm	0.5 ±0.2mm	0.5 ±0.2mm	X5R(EIA)	35Vdc	2.2μF	±10%	Derating1. Only for mobile devices
GRM155R6YA225ME11# <small>In Production</small>	<div>85°C max.</div> <div>Reflow OK</div>	Mobile Electronics		1.0 ±0.2mm	0.5 ±0.2mm	0.5 ±0.2mm	X5R(EIA)	35Vdc	2.2μF	±20%	Derating1. Only for mobile devices
GRM155R60G155ME69# <small>NRND</small>	<div>85°C max.</div> <div>Reflow OK</div>	Consumer equipment, Industrial Equipment, Mobile Electronics, Medical equipment [GHTF A/B/C] except for implant equipment,		1.0 ±0.07mm	0.5 ±0.07mm	0.5 ±0.07mm	X5R(EIA)	4Vdc	1.5μF	±20%	Measure capacitance after heat treatment
GRM155R60G564ME01# <small>NRND</small>	<div>85°C max.</div> <div>Reflow OK</div>	Automotive Consumer equipment, Industrial Equipment, Mobile Electronics, Medical equipment [GHTF A/B/C] except for implant equipment,		1.0 ±0.05mm	0.5 ±0.05mm	0.5 ±0.05mm	X5R(EIA)	4Vdc	0.56μF	±20%	





Automotive

**Attention**

1. This catalog is downloaded from the website of Murata Manufacturing Co., Ltd. Therefore, it's specifications are subject to change or our products in it may be discontinued without advance notice. Please check with our sales representatives or product engineers before ordering.

2. This catalog has only typical specifications because there is no space for detailed specifications. Therefore, please review our product specifications or consult the approval sheet for product specifications before ordering.

# Ceramic Capacitors(SMD)

Part Number	Characteristic	Specific Applications	Appearance	Length	Width	Thickness	Temperature characteristics	Rated Voltage	Capacitance	Tolerance of capacitance	Notes
GRM155R60G684ME01# NRND	85 °C max. Reflow OK	Consumer equipment, Industrial Equipment,Mobile Electronics,Medical equipment [GHTF A/B/C] except for implant equipment,		1.0 ±0.05mm	0.5 ±0.05mm	0.5 ±0.05mm	X5R(EIA)	4Vdc	0.68μF	±20%	
GRM155R60G824ME01# NRND	85 °C max. Reflow OK	Automotive Consumer equipment, Industrial Equipment,Mobile Electronics,Medical equipment [GHTF A/B/C] except for implant equipment,		1.0 ±0.05mm	0.5 ±0.05mm	0.5 ±0.05mm	X5R(EIA)	4Vdc	0.82μF	±20%	
GRM155R60J104JA01# NRND	85 °C max. Reflow OK	Automotive Consumer equipment, Industrial Equipment,Mobile Electronics,Medical equipment [GHTF A/B/C] except for implant equipment,		1.0 ±0.05mm	0.5 ±0.05mm	0.5 ±0.05mm	X5R(EIA)	6.3Vdc	0.1μF	±5%	
GRM155R60J104MA01# NRND	85 °C max. Reflow OK	Automotive Consumer equipment, Industrial Equipment,Mobile Electronics,Medical equipment [GHTF A/B/C] except for implant equipment,		1.0 ±0.05mm	0.5 ±0.05mm	0.5 ±0.05mm	X5R(EIA)	6.3Vdc	0.1μF	±20%	

Automotive





**Attention**

1. This catalog is downloaded from the website of Murata Manufacturing Co., Ltd. Therefore, it's specifications are subject to change or our products in it may be discontinued without advance notice. Please check with our sales representatives or product engineers before ordering.

2. This catalog has only typical specifications because there is no space for detailed specifications.

Therefore, please review our product specifications or consult the approval sheet for product specifications before ordering.

# Ceramic Capacitors(SMD)

Part Number	Characteristic	Specific Applications	Appearance	Length	Width	Thickness	Temperature characteristics	Rated Voltage	Capacitance	Tolerance of capacitance	Notes
GRM155R60J124KE01# NRND	85 °C max. Reflow OK	Consumer equipment, Industrial Equipment, Mobile Electronics, Medical equipment [GHTF A/B/C] except for implant equipment,		1.0 ±0.05mm	0.5 ±0.05mm	0.5 ±0.05mm	X5R(EIA)	6.3Vdc	0.12μF	±10%	
GRM155R60J124ME01# NRND	85 °C max. Reflow OK	Automotive Consumer equipment, Industrial Equipment, Mobile Electronics, Medical equipment [GHTF A/B/C] except for implant equipment,		1.0 ±0.05mm	0.5 ±0.05mm	0.5 ±0.05mm	X5R(EIA)	6.3Vdc	0.12μF	±20%	
GRM155R60J154ME01# NRND	85 °C max. Reflow OK	Automotive Consumer equipment, Industrial Equipment, Mobile Electronics, Medical equipment [GHTF A/B/C] except for implant equipment,		1.0 ±0.05mm	0.5 ±0.05mm	0.5 ±0.05mm	X5R(EIA)	6.3Vdc	0.15μF	±20%	
GRM155R60J155ME80# NRND	85 °C max. Reflow OK	Automotive Consumer equipment, Industrial Equipment, Mobile Electronics, Medical equipment [GHTF A/B/C] except for implant equipment,		1.0 ±0.07mm	0.5 ±0.07mm	0.5 ±0.07mm	X5R(EIA)	6.3Vdc	1.5μF	±20%	Derating1. Measure capacitance after heat treatment





Automotive

**Attention**

1. This catalog is downloaded from the website of Murata Manufacturing Co., Ltd. Therefore, it's specifications are subject to change or our products in it may be discontinued without advance notice. Please check with our sales representatives or product engineers before ordering.

2. This catalog has only typical specifications because there is no space for detailed specifications. Therefore, please review our product specifications or consult the approval sheet for product specifications before ordering.

# Ceramic Capacitors(SMD)

Part Number	Characteristic	Specific Applications	Appearance	Length	Width	Thickness	Temperature characteristics	Rated Voltage	Capacitance	Tolerance of capacitance	Notes
GRM155R60J184KE01# NRND	85 °C max. Reflow OK	Consumer equipment, Industrial Equipment, Mobile Electronics, Medical equipment [GHTF A/B/C] except for implant equipment,		1.0 ±0.05mm	0.5 ±0.05mm	0.5 ±0.05mm	X5R(EIA)	6.3Vdc	0.18μF	±10%	
GRM155R60J184ME01# NRND	85 °C max. Reflow OK	Automotive Consumer equipment, Industrial Equipment, Mobile Electronics, Medical equipment [GHTF A/B/C] except for implant equipment,		1.0 ±0.05mm	0.5 ±0.05mm	0.5 ±0.05mm	X5R(EIA)	6.3Vdc	0.18μF	±20%	
GRM155R60J224ME01# NRND	85 °C max. Reflow OK	Automotive Consumer equipment, Industrial Equipment, Mobile Electronics, Medical equipment [GHTF A/B/C] except for implant equipment,		1.0 ±0.05mm	0.5 ±0.05mm	0.5 ±0.05mm	X5R(EIA)	6.3Vdc	0.22μF	±20%	
GRM155R60J274KE01# NRND	85 °C max. Reflow OK	Automotive Consumer equipment, Industrial Equipment, Mobile Electronics, Medical equipment [GHTF A/B/C] except for implant equipment,		1.0 ±0.05mm	0.5 ±0.05mm	0.5 ±0.05mm	X5R(EIA)	6.3Vdc	0.27μF	±10%	





Automotive

**Attention**

1. This catalog is downloaded from the website of Murata Manufacturing Co., Ltd. Therefore, it's specifications are subject to change or our products in it may be discontinued without advance notice. Please check with our sales representatives or product engineers before ordering.

2. This catalog has only typical specifications because there is no space for detailed specifications. Therefore, please review our product specifications or consult the approval sheet for product specifications before ordering.

# Ceramic Capacitors(SMD)

Part Number	Characteristic	Specific Applications	Appearance	Length	Width	Thickness	Temperature characteristics	Rated Voltage	Capacitance	Tolerance of capacitance	Notes
GRM155R60J274ME01# NRND	85 °C max. Reflow OK	Consumer equipment, Industrial Equipment, Mobile Electronics, Medical equipment [GHTF A/B/C] except for implant equipment,		1.0 ±0.05mm	0.5 ±0.05mm	0.5 ±0.05mm	X5R(EIA)	6.3Vdc	0.27μF	±20%	
GRM155R60J334ME01# NRND	85 °C max. Reflow OK	Automotive Consumer equipment, Industrial Equipment, Mobile Electronics, Medical equipment [GHTF A/B/C] except for implant equipment,		1.0 ±0.05mm	0.5 ±0.05mm	0.5 ±0.05mm	X5R(EIA)	6.3Vdc	0.33μF	±20%	
GRM155R60J394KE19# NRND	85 °C max. Reflow OK	Automotive Consumer equipment, Industrial Equipment, Mobile Electronics, Medical equipment [GHTF A/B/C] except for implant equipment,		1.0 ±0.05mm	0.5 ±0.05mm	0.5 ±0.05mm	X5R(EIA)	6.3Vdc	0.39μF	±10%	
GRM155R60J394ME19# NRND	85 °C max. Reflow OK	Automotive Consumer equipment, Industrial Equipment, Mobile Electronics, Medical equipment [GHTF A/B/C] except for implant equipment,		1.0 ±0.05mm	0.5 ±0.05mm	0.5 ±0.05mm	X5R(EIA)	6.3Vdc	0.39μF	±20%	





Automotive

**Attention**

1. This catalog is downloaded from the website of Murata Manufacturing Co., Ltd. Therefore, it's specifications are subject to change or our products in it may be discontinued without advance notice. Please check with our sales representatives or product engineers before ordering.

2. This catalog has only typical specifications because there is no space for detailed specifications. Therefore, please review our product specifications or consult the approval sheet for product specifications before ordering.

# Ceramic Capacitors(SMD)

Part Number	Characteristic	Specific Applications	Appearance	Length	Width	Thickness	Temperature characteristics	Rated Voltage	Capacitance	Tolerance of capacitance	Notes
GRM155R60J474JE19# NRND	85 °C max. Reflow OK	Consumer equipment, Industrial Equipment, Mobile Electronics, Medical equipment [GHTF A/B/C] except for implant equipment,		1.0 ±0.05mm	0.5 ±0.05mm	0.5 ±0.05mm	X5R(EIA)	6.3Vdc	0.47μF	±5%	
GRM155R60J474ME19# NRND	85 °C max. Reflow OK	Automotive Consumer equipment, Industrial Equipment, Mobile Electronics, Medical equipment [GHTF A/B/C] except for implant equipment,		1.0 ±0.05mm	0.5 ±0.05mm	0.5 ±0.05mm	X5R(EIA)	6.3Vdc	0.47μF	±20%	
GRM155R60J563JA01# NRND	85 °C max. Reflow OK	Automotive Consumer equipment, Industrial Equipment, Mobile Electronics, Medical equipment [GHTF A/B/C] except for implant equipment,		1.0 ±0.05mm	0.5 ±0.05mm	0.5 ±0.05mm	X5R(EIA)	6.3Vdc	56000pF	±5%	
GRM155R60J563KA01# NRND	85 °C max. Reflow OK	Automotive Consumer equipment, Industrial Equipment, Mobile Electronics, Medical equipment [GHTF A/B/C] except for implant equipment,		1.0 ±0.05mm	0.5 ±0.05mm	0.5 ±0.05mm	X5R(EIA)	6.3Vdc	56000pF	±10%	

Automotive





**Attention**

1. This catalog is downloaded from the website of Murata Manufacturing Co., Ltd. Therefore, it's specifications are subject to change or our products in it may be discontinued without advance notice. Please check with our sales representatives or product engineers before ordering.

2. This catalog has only typical specifications because there is no space for detailed specifications. Therefore, please review our product specifications or consult the approval sheet for product specifications before ordering.



# Ceramic Capacitors(SMD)





Part Number	Characteristic	Specific Applications	Appearance	Length	Width	Thickness	Temperature characteristics	Rated Voltage	Capacitance	Tolerance of capacitance	Notes
GRM155R60J563MA01# NRND	85 °C max. Reflow OK	Consumer equipment, Industrial Equipment,Mobile Electronics,Medical equipment [GHTF A/B/C] except for implant equipment,		1.0 ±0.05mm	0.5 ±0.05mm	0.5 ±0.05mm	X5R(EIA)	6.3Vdc	56000pF	±20%	
GRM155R60J563KE19# NRND	85 °C max. Reflow OK	Automotive Consumer equipment, Industrial Equipment,Mobile Electronics,Medical equipment [GHTF A/B/C] except for implant equipment,		1.0 ±0.05mm	0.5 ±0.05mm	0.5 ±0.05mm	X5R(EIA)	6.3Vdc	0.56μF	±10%	
GRM155R60J564ME19# NRND	85 °C max. Reflow OK	Automotive Consumer equipment, Industrial Equipment,Mobile Electronics,Medical equipment [GHTF A/B/C] except for implant equipment,		1.0 ±0.05mm	0.5 ±0.05mm	0.5 ±0.05mm	X5R(EIA)	6.3Vdc	0.56μF	±20%	
GRM155R60J683JA01# NRND	85 °C max. Reflow OK	Automotive Consumer equipment, Industrial Equipment,Mobile Electronics,Medical equipment [GHTF A/B/C] except for implant equipment, Automotive		1.0 ±0.05mm	0.5 ±0.05mm	0.5 ±0.05mm	X5R(EIA)	6.3Vdc	68000pF	±5%	

**Attention**

1. This catalog is downloaded from the website of Murata Manufacturing Co., Ltd. Therefore, it's specifications are subject to change or our products in it may be discontinued without advance notice. Please check with our sales representatives or product engineers before ordering.

2. This catalog has only typical specifications because there is no space for detailed specifications. Therefore, please review our product specifications or consult the approval sheet for product specifications before ordering.

# Ceramic Capacitors(SMD)

Part Number	Characteristic	Specific Applications	Appearance	Length	Width	Thickness	Temperature characteristics	Rated Voltage	Capacitance	Tolerance of capacitance	Notes
GRM155R60J683MA01# NRND	85 °C max. Reflow OK	Consumer equipment, Industrial Equipment, Mobile Electronics, Medical equipment [GHTF A/B/C] except for implant equipment,		1.0 ±0.05mm	0.5 ±0.05mm	0.5 ±0.05mm	X5R(EIA)	6.3Vdc	68000pF	±20%	
GRM155R60J684ME19# NRND	85 °C max. Reflow OK	Automotive Consumer equipment, Industrial Equipment, Mobile Electronics, Medical equipment [GHTF A/B/C] except for implant equipment,		1.0 ±0.05mm	0.5 ±0.05mm	0.5 ±0.05mm	X5R(EIA)	6.3Vdc	0.68μF	±20%	
GRM155R60J823JA01# NRND	85 °C max. Reflow OK	Automotive Consumer equipment, Industrial Equipment, Mobile Electronics, Medical equipment [GHTF A/B/C] except for implant equipment,		1.0 ±0.05mm	0.5 ±0.05mm	0.5 ±0.05mm	X5R(EIA)	6.3Vdc	82000pF	±5%	
GRM155R60J823KA01# NRND	85 °C max. Reflow OK	Automotive Consumer equipment, Industrial Equipment, Mobile Electronics, Medical equipment [GHTF A/B/C] except for implant equipment,		1.0 ±0.05mm	0.5 ±0.05mm	0.5 ±0.05mm	X5R(EIA)	6.3Vdc	82000pF	±10%	





Automotive

**Attention**

1. This catalog is downloaded from the website of Murata Manufacturing Co., Ltd. Therefore, it's specifications are subject to change or our products in it may be discontinued without advance notice. Please check with our sales representatives or product engineers before ordering.

2. This catalog has only typical specifications because there is no space for detailed specifications. Therefore, please review our product specifications or consult the approval sheet for product specifications before ordering.

# Ceramic Capacitors(SMD)





Part Number	Characteristic	Specific Applications	Appearance	Length	Width	Thickness	Temperature characteristics	Rated Voltage	Capacitance	Tolerance of capacitance	Notes
GRM155R60J823MA01# NRND	85 °C max. Reflow OK	Consumer equipment, Industrial Equipment, Mobile Electronics, Medical equipment [GHTF A/B/C] except for implant equipment,		1.0 ±0.05mm	0.5 ±0.05mm	0.5 ±0.05mm	X5R(EIA)	6.3Vdc	82000pF	±20%	
GRM155R60J824KE19# NRND	85 °C max. Reflow OK	Automotive Consumer equipment, Industrial Equipment, Mobile Electronics, Medical equipment [GHTF A/B/C] except for implant equipment,		1.0 ±0.05mm	0.5 ±0.05mm	0.5 ±0.05mm	X5R(EIA)	6.3Vdc	0.82μF	±10%	
GRM155R60J824ME19# NRND	85 °C max. Reflow OK	Automotive Consumer equipment, Industrial Equipment, Mobile Electronics, Medical equipment [GHTF A/B/C] except for implant equipment,		1.0 ±0.05mm	0.5 ±0.05mm	0.5 ±0.05mm	X5R(EIA)	6.3Vdc	0.82μF	±20%	
GRM155R61A104JA01# NRND	85 °C max. Reflow OK	Automotive Consumer equipment, Industrial Equipment, Mobile Electronics, Medical equipment [GHTF A/B/C] except for implant equipment, Automotive		1.0 ±0.05mm	0.5 ±0.05mm	0.5 ±0.05mm	X5R(EIA)	10Vdc	0.1μF	±5%	

**Attention**

1. This catalog is downloaded from the website of Murata Manufacturing Co., Ltd. Therefore, it's specifications are subject to change or our products in it may be discontinued without advance notice. Please check with our sales representatives or product engineers before ordering.

2. This catalog has only typical specifications because there is no space for detailed specifications. Therefore, please review our product specifications or consult the approval sheet for product specifications before ordering.

# Ceramic Capacitors(SMD)

Part Number	Characteristic	Specific Applications	Appearance	Length	Width	Thickness	Temperature characteristics	Rated Voltage	Capacitance	Tolerance of capacitance	Notes
GRM155R61A104MA01# NRND	85 °C max. Reflow OK	Consumer equipment, Industrial Equipment, Mobile Electronics, Medical equipment [GHTF A/B/C] except for implant equipment,		1.0 ±0.05mm	0.5 ±0.05mm	0.5 ±0.05mm	X5R(EIA)	10Vdc	0.1μF	±20%	
GRM155R61A124KE19# NRND	85 °C max. Reflow OK	Automotive Consumer equipment, Industrial Equipment, Mobile Electronics, Medical equipment [GHTF A/B/C] except for implant equipment,		1.0 ±0.05mm	0.5 ±0.05mm	0.5 ±0.05mm	X5R(EIA)	10Vdc	0.12μF	±10%	
GRM155R61A124ME19# NRND	85 °C max. Reflow OK	Automotive Consumer equipment, Industrial Equipment, Mobile Electronics, Medical equipment [GHTF A/B/C] except for implant equipment,		1.0 ±0.05mm	0.5 ±0.05mm	0.5 ±0.05mm	X5R(EIA)	10Vdc	0.12μF	±20%	
GRM155R61A154ME19# NRND	85 °C max. Reflow OK	Automotive Consumer equipment, Industrial Equipment, Mobile Electronics, Medical equipment [GHTF A/B/C] except for implant equipment,		1.0 ±0.05mm	0.5 ±0.05mm	0.5 ±0.05mm	X5R(EIA)	10Vdc	0.15μF	±20%	





Automotive

**Attention**

1. This catalog is downloaded from the website of Murata Manufacturing Co., Ltd. Therefore, it's specifications are subject to change or our products in it may be discontinued without advance notice. Please check with our sales representatives or product engineers before ordering.

2. This catalog has only typical specifications because there is no space for detailed specifications. Therefore, please review our product specifications or consult the approval sheet for product specifications before ordering.

# Ceramic Capacitors(SMD)

Part Number	Characteristic	Specific Applications	Appearance	Length	Width	Thickness	Temperature characteristics	Rated Voltage	Capacitance	Tolerance of capacitance	Notes
GRM155R61A184KE19# NRND	85 °C max. Reflow OK	Consumer equipment, Industrial Equipment, Mobile Electronics, Medical equipment [GHTF A/B/C] except for implant equipment,		1.0 ±0.05mm	0.5 ±0.05mm	0.5 ±0.05mm	X5R(EIA)	10Vdc	0.18μF	±10%	
GRM155R61A184ME19# NRND	85 °C max. Reflow OK	Automotive Consumer equipment, Industrial Equipment, Mobile Electronics, Medical equipment [GHTF A/B/C] except for implant equipment,		1.0 ±0.05mm	0.5 ±0.05mm	0.5 ±0.05mm	X5R(EIA)	10Vdc	0.18μF	±20%	
GRM155R61A224JE19# NRND	85 °C max. Reflow OK	Automotive Consumer equipment, Industrial Equipment, Mobile Electronics, Medical equipment [GHTF A/B/C] except for implant equipment,		1.0 ±0.05mm	0.5 ±0.05mm	0.5 ±0.05mm	X5R(EIA)	10Vdc	0.22μF	±5%	
GRM155R61A224ME19# NRND	85 °C max. Reflow OK	Automotive Consumer equipment, Industrial Equipment, Mobile Electronics, Medical equipment [GHTF A/B/C] except for implant equipment,		1.0 ±0.05mm	0.5 ±0.05mm	0.5 ±0.05mm	X5R(EIA)	10Vdc	0.22μF	±20%	





Automotive

**Attention**

1. This catalog is downloaded from the website of Murata Manufacturing Co., Ltd. Therefore, it's specifications are subject to change or our products in it may be discontinued without advance notice. Please check with our sales representatives or product engineers before ordering.

2. This catalog has only typical specifications because there is no space for detailed specifications. Therefore, please review our product specifications or consult the approval sheet for product specifications before ordering.

# Ceramic Capacitors(SMD)

Part Number	Characteristic	Specific Applications	Appearance	Length	Width	Thickness	Temperature characteristics	Rated Voltage	Capacitance	Tolerance of capacitance	Notes
GRM155R61A273JA01# NRND	85 °C max. Reflow OK	Consumer equipment, Industrial Equipment, Mobile Electronics, Medical equipment [GHTF A/B/C] except for implant equipment,		1.0 ±0.05mm	0.5 ±0.05mm	0.5 ±0.05mm	X5R(EIA)	10Vdc	27000pF	±5%	
GRM155R61A273KA01# NRND	85 °C max. Reflow OK	Automotive Consumer equipment, Industrial Equipment, Mobile Electronics, Medical equipment [GHTF A/B/C] except for implant equipment,		1.0 ±0.05mm	0.5 ±0.05mm	0.5 ±0.05mm	X5R(EIA)	10Vdc	27000pF	±10%	
GRM155R61A273MA01# NRND	85 °C max. Reflow OK	Automotive Consumer equipment, Industrial Equipment, Mobile Electronics, Medical equipment [GHTF A/B/C] except for implant equipment,		1.0 ±0.05mm	0.5 ±0.05mm	0.5 ±0.05mm	X5R(EIA)	10Vdc	27000pF	±20%	
GRM155R61A274KE15# NRND	85 °C max. Reflow OK	Automotive Consumer equipment, Industrial Equipment, Mobile Electronics, Medical equipment [GHTF A/B/C] except for implant equipment,		1.0 ±0.05mm	0.5 ±0.05mm	0.5 ±0.05mm	X5R(EIA)	10Vdc	0.27μF	±10%	





Automotive

**Attention**

1. This catalog is downloaded from the website of Murata Manufacturing Co., Ltd. Therefore, it's specifications are subject to change or our products in it may be discontinued without advance notice. Please check with our sales representatives or product engineers before ordering.

2. This catalog has only typical specifications because there is no space for detailed specifications. Therefore, please review our product specifications or consult the approval sheet for product specifications before ordering.

# Ceramic Capacitors(SMD)

Part Number	Characteristic	Specific Applications	Appearance	Length	Width	Thickness	Temperature characteristics	Rated Voltage	Capacitance	Tolerance of capacitance	Notes
GRM155R61A274ME15# NRND	85 °C max. Reflow OK	Consumer equipment, Industrial Equipment, Mobile Electronics, Medical equipment [GHTF A/B/C] except for implant equipment,		1.0 ±0.05mm	0.5 ±0.05mm	0.5 ±0.05mm	X5R(EIA)	10Vdc	0.27μF	±20%	
GRM155R61A333JA01# NRND	85 °C max. Reflow OK	Automotive Consumer equipment, Industrial Equipment, Mobile Electronics, Medical equipment [GHTF A/B/C] except for implant equipment,		1.0 ±0.05mm	0.5 ±0.05mm	0.5 ±0.05mm	X5R(EIA)	10Vdc	33000pF	±5%	
GRM155R61A333MA01# NRND	85 °C max. Reflow OK	Automotive Consumer equipment, Industrial Equipment, Mobile Electronics, Medical equipment [GHTF A/B/C] except for implant equipment,		1.0 ±0.05mm	0.5 ±0.05mm	0.5 ±0.05mm	X5R(EIA)	10Vdc	33000pF	±20%	
GRM155R61A334ME15# NRND	85 °C max. Reflow OK	Automotive Consumer equipment, Industrial Equipment, Mobile Electronics, Medical equipment [GHTF A/B/C] except for implant equipment,		1.0 ±0.05mm	0.5 ±0.05mm	0.5 ±0.05mm	X5R(EIA)	10Vdc	0.33μF	±20%	





Automotive

**Attention**

1. This catalog is downloaded from the website of Murata Manufacturing Co., Ltd. Therefore, it's specifications are subject to change or our products in it may be discontinued without advance notice. Please check with our sales representatives or product engineers before ordering.

2. This catalog has only typical specifications because there is no space for detailed specifications. Therefore, please review our product specifications or consult the approval sheet for product specifications before ordering.

# Ceramic Capacitors(SMD)

Part Number	Characteristic	Specific Applications	Appearance	Length	Width	Thickness	Temperature characteristics	Rated Voltage	Capacitance	Tolerance of capacitance	Notes
GRM155R61A393JA01# NRND	85 °C max. Reflow OK	Consumer equipment, Industrial Equipment, Mobile Electronics, Medical equipment [GHTF A/B/C] except for implant equipment,		1.0 ±0.05mm	0.5 ±0.05mm	0.5 ±0.05mm	X5R(EIA)	10Vdc	39000pF	±5%	
GRM155R61A393KA01# NRND	85 °C max. Reflow OK	Automotive Consumer equipment, Industrial Equipment, Mobile Electronics, Medical equipment [GHTF A/B/C] except for implant equipment,		1.0 ±0.05mm	0.5 ±0.05mm	0.5 ±0.05mm	X5R(EIA)	10Vdc	39000pF	±10%	
GRM155R61A393MA01# NRND	85 °C max. Reflow OK	Automotive Consumer equipment, Industrial Equipment, Mobile Electronics, Medical equipment [GHTF A/B/C] except for implant equipment,		1.0 ±0.05mm	0.5 ±0.05mm	0.5 ±0.05mm	X5R(EIA)	10Vdc	39000pF	±20%	
GRM155R61A394KE15# NRND	85 °C max. Reflow OK	Automotive Consumer equipment, Industrial Equipment, Mobile Electronics, Medical equipment [GHTF A/B/C] except for implant equipment, Automotive		1.0 ±0.05mm	0.5 ±0.05mm	0.5 ±0.05mm	X5R(EIA)	10Vdc	0.39μF	±10%	





**Attention**

1. This catalog is downloaded from the website of Murata Manufacturing Co., Ltd. Therefore, it's specifications are subject to change or our products in it may be discontinued without advance notice. Please check with our sales representatives or product engineers before ordering.

2. This catalog has only typical specifications because there is no space for detailed specifications. Therefore, please review our product specifications or consult the approval sheet for product specifications before ordering.



# Ceramic Capacitors(SMD)

Part Number	Characteristic	Specific Applications	Appearance	Length	Width	Thickness	Temperature characteristics	Rated Voltage	Capacitance	Tolerance of capacitance	Notes
GRM155R61A394ME15# NRND	85 °C max. Reflow OK	Consumer equipment, Industrial Equipment, Mobile Electronics, Medical equipment [GHTF A/B/C] except for implant equipment,		1.0 ±0.05mm	0.5 ±0.05mm	0.5 ±0.05mm	X5R(EIA)	10Vdc	0.39μF	±20%	
GRM155R61A473JA01# NRND	85 °C max. Reflow OK	Automotive Consumer equipment, Industrial Equipment, Mobile Electronics, Medical equipment [GHTF A/B/C] except for implant equipment,		1.0 ±0.05mm	0.5 ±0.05mm	0.5 ±0.05mm	X5R(EIA)	10Vdc	47000pF	±5%	
GRM155R61A473MA01# NRND	85 °C max. Reflow OK	Automotive Consumer equipment, Industrial Equipment, Mobile Electronics, Medical equipment [GHTF A/B/C] except for implant equipment,		1.0 ±0.05mm	0.5 ±0.05mm	0.5 ±0.05mm	X5R(EIA)	10Vdc	47000pF	±20%	
GRM155R61A474ME15# NRND	85 °C max. Reflow OK	Automotive Consumer equipment, Industrial Equipment, Mobile Electronics, Medical equipment [GHTF A/B/C] except for implant equipment,		1.0 ±0.05mm	0.5 ±0.05mm	0.5 ±0.05mm	X5R(EIA)	10Vdc	0.47μF	±20%	





Automotive

**Attention**

1. This catalog is downloaded from the website of Murata Manufacturing Co., Ltd. Therefore, it's specifications are subject to change or our products in it may be discontinued without advance notice. Please check with our sales representatives or product engineers before ordering.

2. This catalog has only typical specifications because there is no space for detailed specifications. Therefore, please review our product specifications or consult the approval sheet for product specifications before ordering.

# Ceramic Capacitors(SMD)





Part Number	Characteristic	Specific Applications	Appearance	Length	Width	Thickness	Temperature characteristics	Rated Voltage	Capacitance	Tolerance of capacitance	Notes
GRM155R61A563JA01# NRND	85 °C max. Reflow OK	Consumer equipment, Industrial Equipment, Mobile Electronics, Medical equipment [GHTF A/B/C] except for implant equipment,		1.0 ±0.05mm	0.5 ±0.05mm	0.5 ±0.05mm	X5R(EIA)	10Vdc	56000pF	±5%	
GRM155R61A563KA01# NRND	85 °C max. Reflow OK	Automotive Consumer equipment, Industrial Equipment, Mobile Electronics, Medical equipment [GHTF A/B/C] except for implant equipment,		1.0 ±0.05mm	0.5 ±0.05mm	0.5 ±0.05mm	X5R(EIA)	10Vdc	56000pF	±10%	
GRM155R61A563MA01# NRND	85 °C max. Reflow OK	Automotive Consumer equipment, Industrial Equipment, Mobile Electronics, Medical equipment [GHTF A/B/C] except for implant equipment,		1.0 ±0.05mm	0.5 ±0.05mm	0.5 ±0.05mm	X5R(EIA)	10Vdc	56000pF	±20%	
GRM155R61A564KE15# NRND	85 °C max. Reflow OK	Automotive Consumer equipment, Industrial Equipment, Mobile Electronics, Medical equipment [GHTF A/B/C] except for implant equipment, Automotive		1.0 ±0.05mm	0.5 ±0.05mm	0.5 ±0.05mm	X5R(EIA)	10Vdc	0.56μF	±10%	

**Attention**

1. This catalog is downloaded from the website of Murata Manufacturing Co., Ltd. Therefore, it's specifications are subject to change or our products in it may be discontinued without advance notice. Please check with our sales representatives or product engineers before ordering.

2. This catalog has only typical specifications because there is no space for detailed specifications. Therefore, please review our product specifications or consult the approval sheet for product specifications before ordering.

# Ceramic Capacitors(SMD)

Part Number	Characteristic	Specific Applications	Appearance	Length	Width	Thickness	Temperature characteristics	Rated Voltage	Capacitance	Tolerance of capacitance	Notes
GRM155R61A564ME15# NRND	85 °C max. Reflow OK	Consumer equipment, Industrial Equipment,Mobile Electronics,Medical equipment [GHTF A/B/C] except for implant equipment,		1.0 ±0.05mm	0.5 ±0.05mm	0.5 ±0.05mm	X5R(EIA)	10Vdc	0.56μF	±20%	
GRM155R61A683JA01# NRND	85 °C max. Reflow OK	Automotive Consumer equipment, Industrial Equipment,Mobile Electronics,Medical equipment [GHTF A/B/C] except for implant equipment,		1.0 ±0.05mm	0.5 ±0.05mm	0.5 ±0.05mm	X5R(EIA)	10Vdc	68000pF	±5%	
GRM155R61A683MA01# NRND	85 °C max. Reflow OK	Automotive Consumer equipment, Industrial Equipment,Mobile Electronics,Medical equipment [GHTF A/B/C] except for implant equipment,		1.0 ±0.05mm	0.5 ±0.05mm	0.5 ±0.05mm	X5R(EIA)	10Vdc	68000pF	±20%	
GRM155R61A684ME15# NRND	85 °C max. Reflow OK	Automotive Consumer equipment, Industrial Equipment,Mobile Electronics,Medical equipment [GHTF A/B/C] except for implant equipment,		1.0 ±0.05mm	0.5 ±0.05mm	0.5 ±0.05mm	X5R(EIA)	10Vdc	0.68μF	±20%	





Automotive

**Attention**

1. This catalog is downloaded from the website of Murata Manufacturing Co., Ltd. Therefore, it's specifications are subject to change or our products in it may be discontinued without advance notice. Please check with our sales representatives or product engineers before ordering.

2. This catalog has only typical specifications because there is no space for detailed specifications. Therefore, please review our product specifications or consult the approval sheet for product specifications before ordering.

# Ceramic Capacitors(SMD)

Part Number	Characteristic	Specific Applications	Appearance	Length	Width	Thickness	Temperature characteristics	Rated Voltage	Capacitance	Tolerance of capacitance	Notes
GRM155R61A823JA01# NRND	85 °C max. Reflow OK	Consumer equipment, Industrial Equipment, Mobile Electronics, Medical equipment [GHTF A/B/C] except for implant equipment,		1.0 ±0.05mm	0.5 ±0.05mm	0.5 ±0.05mm	X5R(EIA)	10Vdc	82000pF	±5%	
GRM155R61A823KA01# NRND	85 °C max. Reflow OK	Automotive Consumer equipment, Industrial Equipment, Mobile Electronics, Medical equipment [GHTF A/B/C] except for implant equipment,		1.0 ±0.05mm	0.5 ±0.05mm	0.5 ±0.05mm	X5R(EIA)	10Vdc	82000pF	±10%	
GRM155R61A823MA01# NRND	85 °C max. Reflow OK	Automotive Consumer equipment, Industrial Equipment, Mobile Electronics, Medical equipment [GHTF A/B/C] except for implant equipment,		1.0 ±0.05mm	0.5 ±0.05mm	0.5 ±0.05mm	X5R(EIA)	10Vdc	82000pF	±20%	
GRM155R61A824KE15# NRND	85 °C max. Reflow OK	Automotive Consumer equipment, Industrial Equipment, Mobile Electronics, Medical equipment [GHTF A/B/C] except for implant equipment,		1.0 ±0.05mm	0.5 ±0.05mm	0.5 ±0.05mm	X5R(EIA)	10Vdc	0.82μF	±10%	





Automotive

**Attention**

1. This catalog is downloaded from the website of Murata Manufacturing Co., Ltd. Therefore, it's specifications are subject to change or our products in it may be discontinued without advance notice. Please check with our sales representatives or product engineers before ordering.

2. This catalog has only typical specifications because there is no space for detailed specifications. Therefore, please review our product specifications or consult the approval sheet for product specifications before ordering.

# Ceramic Capacitors(SMD)

Part Number	Characteristic	Specific Applications	Appearance	Length	Width	Thickness	Temperature characteristics	Rated Voltage	Capacitance	Tolerance of capacitance	Notes
GRM155R61A824ME15# NRND	85 °C max. Reflow OK	Consumer equipment, Industrial Equipment, Mobile Electronics, Medical equipment [GHTF A/B/C] except for implant equipment,		1.0 ±0.05mm	0.5 ±0.05mm	0.5 ±0.05mm	X5R(EIA)	10Vdc	0.82μF	±20%	
GRM155R61C104JA88# NRND	85 °C max. Reflow OK	Automotive Consumer equipment, Industrial Equipment, Mobile Electronics, Medical equipment [GHTF A/B/C] except for implant equipment,		1.0 ±0.05mm	0.5 ±0.05mm	0.5 ±0.05mm	X5R(EIA)	16Vdc	0.1μF	±5%	
GRM155R61C104MA88# NRND	85 °C max. Reflow OK	Automotive Consumer equipment, Industrial Equipment, Mobile Electronics, Medical equipment [GHTF A/B/C] except for implant equipment,		1.0 ±0.05mm	0.5 ±0.05mm	0.5 ±0.05mm	X5R(EIA)	16Vdc	0.1μF	±20%	
GRM155R61C223MA01# NRND	85 °C max. Reflow OK	Automotive Consumer equipment, Industrial Equipment, Mobile Electronics, Medical equipment [GHTF A/B/C] except for implant equipment,		1.0 ±0.05mm	0.5 ±0.05mm	0.5 ±0.05mm	X5R(EIA)	16Vdc	22000pF	±20%	





Automotive

**Attention**

1. This catalog is downloaded from the website of Murata Manufacturing Co., Ltd. Therefore, it's specifications are subject to change or our products in it may be discontinued without advance notice. Please check with our sales representatives or product engineers before ordering.

2. This catalog has only typical specifications because there is no space for detailed specifications. Therefore, please review our product specifications or consult the approval sheet for product specifications before ordering.

# Ceramic Capacitors(SMD)

Part Number	Characteristic	Specific Applications	Appearance	Length	Width	Thickness	Temperature characteristics	Rated Voltage	Capacitance	Tolerance of capacitance	Notes
GRM155R61C224MA12# NRND	85 °C max. Reflow OK	Consumer equipment, Industrial Equipment, Mobile Electronics, Medical equipment [GHTF A/B/C] except for implant equipment,		1.0 ±0.05mm	0.5 ±0.05mm	0.5 ±0.05mm	X5R(EIA)	16Vdc	0.22μF	±20%	
GRM155R61C273JA01# NRND	85 °C max. Reflow OK	Automotive Consumer equipment, Industrial Equipment, Mobile Electronics, Medical equipment [GHTF A/B/C] except for implant equipment,		1.0 ±0.05mm	0.5 ±0.05mm	0.5 ±0.05mm	X5R(EIA)	16Vdc	27000pF	±5%	
GRM155R61C273KA01# NRND	85 °C max. Reflow OK	Automotive Consumer equipment, Industrial Equipment, Mobile Electronics, Medical equipment [GHTF A/B/C] except for implant equipment,		1.0 ±0.05mm	0.5 ±0.05mm	0.5 ±0.05mm	X5R(EIA)	16Vdc	27000pF	±10%	
GRM155R61C273MA01# NRND	85 °C max. Reflow OK	Automotive Consumer equipment, Industrial Equipment, Mobile Electronics, Medical equipment [GHTF A/B/C] except for implant equipment,		1.0 ±0.05mm	0.5 ±0.05mm	0.5 ±0.05mm	X5R(EIA)	16Vdc	27000pF	±20%	





Automotive

**Attention**

1. This catalog is downloaded from the website of Murata Manufacturing Co., Ltd. Therefore, it's specifications are subject to change or our products in it may be discontinued without advance notice. Please check with our sales representatives or product engineers before ordering.

2. This catalog has only typical specifications because there is no space for detailed specifications. Therefore, please review our product specifications or consult the approval sheet for product specifications before ordering.

# Ceramic Capacitors(SMD)

Part Number	Characteristic	Specific Applications	Appearance	Length	Width	Thickness	Temperature characteristics	Rated Voltage	Capacitance	Tolerance of capacitance	Notes
GRM155R61C333JA01# NRND	85 °C max. Reflow OK	Consumer equipment, Industrial Equipment, Mobile Electronics, Medical equipment [GHTF A/B/C] except for implant equipment,		1.0 ±0.05mm	0.5 ±0.05mm	0.5 ±0.05mm	X5R(EIA)	16Vdc	33000pF	±5%	
GRM155R61C333MA01# NRND	85 °C max. Reflow OK	Automotive Consumer equipment, Industrial Equipment, Mobile Electronics, Medical equipment [GHTF A/B/C] except for implant equipment,		1.0 ±0.05mm	0.5 ±0.05mm	0.5 ±0.05mm	X5R(EIA)	16Vdc	33000pF	±20%	
GRM155R61C393JA01# NRND	85 °C max. Reflow OK	Automotive Consumer equipment, Industrial Equipment, Mobile Electronics, Medical equipment [GHTF A/B/C] except for implant equipment,		1.0 ±0.05mm	0.5 ±0.05mm	0.5 ±0.05mm	X5R(EIA)	16Vdc	39000pF	±5%	
GRM155R61C393KA01# NRND	85 °C max. Reflow OK	Automotive Consumer equipment, Industrial Equipment, Mobile Electronics, Medical equipment [GHTF A/B/C] except for implant equipment,		1.0 ±0.05mm	0.5 ±0.05mm	0.5 ±0.05mm	X5R(EIA)	16Vdc	39000pF	±10%	





Automotive

**Attention**

1. This catalog is downloaded from the website of Murata Manufacturing Co., Ltd. Therefore, it's specifications are subject to change or our products in it may be discontinued without advance notice. Please check with our sales representatives or product engineers before ordering.

2. This catalog has only typical specifications because there is no space for detailed specifications. Therefore, please review our product specifications or consult the approval sheet for product specifications before ordering.

# Ceramic Capacitors(SMD)

Part Number	Characteristic	Specific Applications	Appearance	Length	Width	Thickness	Temperature characteristics	Rated Voltage	Capacitance	Tolerance of capacitance	Notes
GRM155R61C393MA01# NRND	85 °C max. Reflow OK	Consumer equipment, Industrial Equipment, Mobile Electronics, Medical equipment [GHTF A/B/C] except for implant equipment,		1.0 ±0.05mm	0.5 ±0.05mm	0.5 ±0.05mm	X5R(EIA)	16Vdc	39000pF	±20%	
GRM155R61C473JA01# NRND	85 °C max. Reflow OK	Automotive Consumer equipment, Industrial Equipment, Mobile Electronics, Medical equipment [GHTF A/B/C] except for implant equipment,		1.0 ±0.05mm	0.5 ±0.05mm	0.5 ±0.05mm	X5R(EIA)	16Vdc	47000pF	±5%	
GRM155R61C473MA01# NRND	85 °C max. Reflow OK	Automotive Consumer equipment, Industrial Equipment, Mobile Electronics, Medical equipment [GHTF A/B/C] except for implant equipment,		1.0 ±0.05mm	0.5 ±0.05mm	0.5 ±0.05mm	X5R(EIA)	16Vdc	47000pF	±20%	
GRM155R61C474KE01# NRND	85 °C max. Reflow OK	Automotive Consumer equipment, Industrial Equipment, Mobile Electronics, Medical equipment [GHTF A/B/C] except for implant equipment, Automotive		1.0 ±0.05mm	0.5 ±0.05mm	0.5 ±0.05mm	X5R(EIA)	16Vdc	0.47μF	±10%	





**Attention**

1. This catalog is downloaded from the website of Murata Manufacturing Co., Ltd. Therefore, it's specifications are subject to change or our products in it may be discontinued without advance notice. Please check with our sales representatives or product engineers before ordering.

2. This catalog has only typical specifications because there is no space for detailed specifications. Therefore, please review our product specifications or consult the approval sheet for product specifications before ordering.



# Ceramic Capacitors(SMD)

Part Number	Characteristic	Specific Applications	Appearance	Length	Width	Thickness	Temperature characteristics	Rated Voltage	Capacitance	Tolerance of capacitance	Notes
GRM155R61C474ME01# NRND	85 °C max. Reflow OK	Consumer equipment, Industrial Equipment, Mobile Electronics, Medical equipment [GHTF A/B/C] except for implant equipment,		1.0 ±0.05mm	0.5 ±0.05mm	0.5 ±0.05mm	X5R(EIA)	16Vdc	0.47μF	±20%	
GRM155R61C563JA88# NRND	85 °C max. Reflow OK	Automotive Consumer equipment, Industrial Equipment, Mobile Electronics, Medical equipment [GHTF A/B/C] except for implant equipment,		1.0 ±0.05mm	0.5 ±0.05mm	0.5 ±0.05mm	X5R(EIA)	16Vdc	56000pF	±5%	
GRM155R61C563KA88# NRND	85 °C max. Reflow OK	Automotive Consumer equipment, Industrial Equipment, Mobile Electronics, Medical equipment [GHTF A/B/C] except for implant equipment,		1.0 ±0.05mm	0.5 ±0.05mm	0.5 ±0.05mm	X5R(EIA)	16Vdc	56000pF	±10%	
GRM155R61C563MA88# NRND	85 °C max. Reflow OK	Automotive Consumer equipment, Industrial Equipment, Mobile Electronics, Medical equipment [GHTF A/B/C] except for implant equipment,		1.0 ±0.05mm	0.5 ±0.05mm	0.5 ±0.05mm	X5R(EIA)	16Vdc	56000pF	±20%	





Automotive

**Attention**

1. This catalog is downloaded from the website of Murata Manufacturing Co., Ltd. Therefore, it's specifications are subject to change or our products in it may be discontinued without advance notice. Please check with our sales representatives or product engineers before ordering.

2. This catalog has only typical specifications because there is no space for detailed specifications. Therefore, please review our product specifications or consult the approval sheet for product specifications before ordering.

# Ceramic Capacitors(SMD)

Part Number	Characteristic	Specific Applications	Appearance	Length	Width	Thickness	Temperature characteristics	Rated Voltage	Capacitance	Tolerance of capacitance	Notes
GRM155R61C683JA88# NRND	85 °C max. Reflow OK	Consumer equipment, Industrial Equipment, Mobile Electronics, Medical equipment [GHTF A/B/C] except for implant equipment,		1.0 ±0.05mm	0.5 ±0.05mm	0.5 ±0.05mm	X5R(EIA)	16Vdc	68000pF	±5%	
GRM155R61C683MA88# NRND	85 °C max. Reflow OK	Automotive Consumer equipment, Industrial Equipment, Mobile Electronics, Medical equipment [GHTF A/B/C] except for implant equipment,		1.0 ±0.05mm	0.5 ±0.05mm	0.5 ±0.05mm	X5R(EIA)	16Vdc	68000pF	±20%	
GRM155R61C823JA88# NRND	85 °C max. Reflow OK	Automotive Consumer equipment, Industrial Equipment, Mobile Electronics, Medical equipment [GHTF A/B/C] except for implant equipment,		1.0 ±0.05mm	0.5 ±0.05mm	0.5 ±0.05mm	X5R(EIA)	16Vdc	82000pF	±5%	
GRM155R61C823KA88# NRND	85 °C max. Reflow OK	Automotive Consumer equipment, Industrial Equipment, Mobile Electronics, Medical equipment [GHTF A/B/C] except for implant equipment,		1.0 ±0.05mm	0.5 ±0.05mm	0.5 ±0.05mm	X5R(EIA)	16Vdc	82000pF	±10%	





Automotive

**Attention**

1. This catalog is downloaded from the website of Murata Manufacturing Co., Ltd. Therefore, it's specifications are subject to change or our products in it may be discontinued without advance notice. Please check with our sales representatives or product engineers before ordering.

2. This catalog has only typical specifications because there is no space for detailed specifications. Therefore, please review our product specifications or consult the approval sheet for product specifications before ordering.

# Ceramic Capacitors(SMD)

Part Number	Characteristic	Specific Applications	Appearance	Length	Width	Thickness	Temperature characteristics	Rated Voltage	Capacitance	Tolerance of capacitance	Notes
GRM155R61C823MA88# NRND	85 °C max. Reflow OK	Consumer equipment, Industrial Equipment, Mobile Electronics, Medical equipment [GHTF A/B/C] except for implant equipment,		1.0 ±0.05mm	0.5 ±0.05mm	0.5 ±0.05mm	X5R(EIA)	16Vdc	82000pF	±20%	
GRM155R61E104MA87# NRND	85 °C max. Reflow OK	Automotive Consumer equipment, Industrial Equipment, Mobile Electronics, Medical equipment [GHTF A/B/C] except for implant equipment,		1.0 ±0.05mm	0.5 ±0.05mm	0.5 ±0.05mm	X5R(EIA)	25Vdc	0.1μF	±20%	
GRM155R61E224ME01# NRND	85 °C max. Reflow OK	Automotive Consumer equipment, Industrial Equipment, Mobile Electronics, Medical equipment [GHTF A/B/C] except for implant equipment,		1.0 ±0.05mm	0.5 ±0.05mm	0.5 ±0.05mm	X5R(EIA)	25Vdc	0.22μF	±20%	
GRM155R61E474KE01# NRND	85 °C max. Reflow OK	Automotive Consumer equipment, Industrial Equipment, Mobile Electronics, Medical equipment [GHTF A/B/C] except for implant equipment,		1.0 ±0.05mm	0.5 ±0.05mm	0.5 ±0.05mm	X5R(EIA)	25Vdc	0.47μF	±10%	





Automotive

**Attention**

1. This catalog is downloaded from the website of Murata Manufacturing Co., Ltd. Therefore, it's specifications are subject to change or our products in it may be discontinued without advance notice. Please check with our sales representatives or product engineers before ordering.

2. This catalog has only typical specifications because there is no space for detailed specifications. Therefore, please review our product specifications or consult the approval sheet for product specifications before ordering.

# Ceramic Capacitors(SMD)

Part Number	Characteristic	Specific Applications	Appearance	Length	Width	Thickness	Temperature characteristics	Rated Voltage	Capacitance	Tolerance of capacitance	Notes
GRM155R61E474ME01# NRND	85 °C max. Reflow OK	Consumer equipment, Industrial Equipment, Mobile Electronics, Medical equipment [GHTF A/B/C] except for implant equipment,		1.0 ±0.05mm	0.5 ±0.05mm	0.5 ±0.05mm	X5R(EIA)	25Vdc	0.47μF	±20%	
GRM155R61E683MA87# NRND	85 °C max. Reflow OK	Automotive Consumer equipment, Industrial Equipment, Mobile Electronics, Medical equipment [GHTF A/B/C] except for implant equipment,		1.0 ±0.05mm	0.5 ±0.05mm	0.5 ±0.05mm	X5R(EIA)	25Vdc	68000pF	±20%	
GRM155R61H333KE19# NRND	85 °C max. Reflow OK	Automotive Consumer equipment, Industrial Equipment, Mobile Electronics, Medical equipment [GHTF A/B/C] except for implant equipment,		1.0 ±0.05mm	0.5 ±0.05mm	0.5 ±0.05mm	X5R(EIA)	50Vdc	33000pF	±10%	
GRM155R61H333ME14# NRND	85 °C max. Reflow OK	Automotive Consumer equipment, Industrial Equipment, Mobile Electronics, Medical equipment [GHTF A/B/C] except for implant equipment,		1.0 ±0.05mm	0.5 ±0.05mm	0.5 ±0.05mm	X5R(EIA)	50Vdc	33000pF	±20%	





Automotive

**Attention**

1. This catalog is downloaded from the website of Murata Manufacturing Co., Ltd. Therefore, it's specifications are subject to change or our products in it may be discontinued without advance notice. Please check with our sales representatives or product engineers before ordering.

2. This catalog has only typical specifications because there is no space for detailed specifications. Therefore, please review our product specifications or consult the approval sheet for product specifications before ordering.

# Ceramic Capacitors(SMD)

Part Number	Characteristic	Specific Applications	Appearance	Length	Width	Thickness	Temperature characteristics	Rated Voltage	Capacitance	Tolerance of capacitance	Notes
GRM155R61H333ME19# NRND	85 °C max. Reflow OK	Consumer equipment, Industrial Equipment, Mobile Electronics, Medical equipment [GHTF A/B/C] except for implant equipment,		1.0 ±0.05mm	0.5 ±0.05mm	0.5 ±0.05mm	X5R(EIA)	50Vdc	33000pF	±20%	
GRM155R61H473KE19# NRND	85 °C max. Reflow OK	Automotive Consumer equipment, Industrial Equipment, Mobile Electronics, Medical equipment [GHTF A/B/C] except for implant equipment,		1.0 ±0.05mm	0.5 ±0.05mm	0.5 ±0.05mm	X5R(EIA)	50Vdc	47000pF	±10%	
GRM155R61H473ME14# NRND	85 °C max. Reflow OK	Automotive Consumer equipment, Industrial Equipment, Mobile Electronics, Medical equipment [GHTF A/B/C] except for implant equipment,		1.0 ±0.05mm	0.5 ±0.05mm	0.5 ±0.05mm	X5R(EIA)	50Vdc	47000pF	±20%	
GRM155R61H473ME19# NRND	85 °C max. Reflow OK	Automotive Consumer equipment, Industrial Equipment, Mobile Electronics, Medical equipment [GHTF A/B/C] except for implant equipment,		1.0 ±0.05mm	0.5 ±0.05mm	0.5 ±0.05mm	X5R(EIA)	50Vdc	47000pF	±20%	





Automotive

**Attention**

1. This catalog is downloaded from the website of Murata Manufacturing Co., Ltd. Therefore, it's specifications are subject to change or our products in it may be discontinued without advance notice. Please check with our sales representatives or product engineers before ordering.

2. This catalog has only typical specifications because there is no space for detailed specifications. Therefore, please review our product specifications or consult the approval sheet for product specifications before ordering.

# Ceramic Capacitors(SMD)





Part Number	Characteristic	Specific Applications	Appearance	Length	Width	Thickness	Temperature characteristics	Rated Voltage	Capacitance	Tolerance of capacitance	Notes
GRM155R61H683KE19# NRND	85 °C max. Reflow OK	Consumer equipment, Industrial Equipment, Mobile Electronics, Medical equipment [GHTF A/B/C] except for implant equipment,		1.0 ±0.05mm	0.5 ±0.05mm	0.5 ±0.05mm	X5R(EIA)	50Vdc	68000pF	±10%	
GRM155R61H683ME14# NRND	85 °C max. Reflow OK	Automotive Consumer equipment, Industrial Equipment, Mobile Electronics, Medical equipment [GHTF A/B/C] except for implant equipment,		1.0 ±0.05mm	0.5 ±0.05mm	0.5 ±0.05mm	X5R(EIA)	50Vdc	68000pF	±20%	
GRM155R61H683ME19# NRND	85 °C max. Reflow OK	Automotive Consumer equipment, Industrial Equipment, Mobile Electronics, Medical equipment [GHTF A/B/C] except for implant equipment,		1.0 ±0.05mm	0.5 ±0.05mm	0.5 ±0.05mm	X5R(EIA)	50Vdc	68000pF	±20%	
GRM155R6YA224KE01# NRND	85 °C max. Reflow OK	Automotive Consumer equipment, Industrial Equipment, Mobile Electronics, Medical equipment [GHTF A/B/C] except for implant equipment, Automotive		1.0 ±0.05mm	0.5 ±0.05mm	0.5 ±0.05mm	X5R(EIA)	35Vdc	0.22μF	±10%	Derating1

**Attention**

1. This catalog is downloaded from the website of Murata Manufacturing Co., Ltd. Therefore, it's specifications are subject to change or our products in it may be discontinued without advance notice. Please check with our sales representatives or product engineers before ordering.

2. This catalog has only typical specifications because there is no space for detailed specifications. Therefore, please review our product specifications or consult the approval sheet for product specifications before ordering.

# Ceramic Capacitors(SMD)





Part Number	Characteristic	Specific Applications	Appearance	Length	Width	Thickness	Temperature characteristics	Rated Voltage	Capacitance	Tolerance of capacitance	Notes
GRM155R6YA224ME01# NRND	85 °C max. Reflow OK	Consumer equipment, Industrial Equipment, Mobile Electronics, Medical equipment [GHTF A/B/C] except for implant equipment,		1.0 ±0.05mm	0.5 ±0.05mm	0.5 ±0.05mm	X5R(EIA)	35Vdc	0.22μF	±20%	Derating1
GRM155R6YA474KE01# NRND	85 °C max. Reflow OK	Automotive Consumer equipment, Industrial Equipment, Mobile Electronics, Medical equipment [GHTF A/B/C] except for implant equipment,		1.0 ±0.05mm	0.5 ±0.05mm	0.5 ±0.05mm	X5R(EIA)	35Vdc	0.47μF	±10%	Derating1
GRM155R6YA474ME01# NRND	85 °C max. Reflow OK	Automotive Consumer equipment, Industrial Equipment, Mobile Electronics, Medical equipment [GHTF A/B/C] except for implant equipment,		1.0 ±0.05mm	0.5 ±0.05mm	0.5 ±0.05mm	X5R(EIA)	35Vdc	0.47μF	±20%	Derating1
GRM155R60G105ME01# To be discontinued	85 °C max. Reflow OK	Automotive Consumer equipment, Industrial Equipment, Mobile Electronics, Medical equipment [GHTF A/B/C] except for implant equipment, Automotive		1.0 ±0.05mm	0.5 ±0.05mm	0.5 ±0.05mm	X5R(EIA)	4Vdc	1μF	±20%	Please use alternative.

**Attention**

1. This catalog is downloaded from the website of Murata Manufacturing Co., Ltd. Therefore, it's specifications are subject to change or our products in it may be discontinued without advance notice. Please check with our sales representatives or product engineers before ordering.

2. This catalog has only typical specifications because there is no space for detailed specifications. Therefore, please review our product specifications or consult the approval sheet for product specifications before ordering.

# Ceramic Capacitors(SMD)

Part Number	Characteristic	Specific Applications	Appearance	Length	Width	Thickness	Temperature characteristics	Rated Voltage	Capacitance	Tolerance of capacitance	Notes
GRM155R60J105KE19# <small>To be discontinued</small>	85 °C max. Reflow OK	Consumer equipment, Industrial Equipment, Mobile Electronics, Medical equipment [GHTF A/B/C] except for implant equipment,		1.0 ±0.05mm	0.5 ±0.05mm	0.5 ±0.05mm	X5R(EIA)	6.3Vdc	1μF	±10%	
GRM155R60J105ME19# <small>To be discontinued</small>	85 °C max. Reflow OK	Automotive Consumer equipment, Industrial Equipment, Mobile Electronics, Medical equipment [GHTF A/B/C] except for implant equipment,		1.0 ±0.05mm	0.5 ±0.05mm	0.5 ±0.05mm	X5R(EIA)	6.3Vdc	1μF	±20%	
GRM155R61A105KE01# <small>To be discontinued</small>	85 °C max. Reflow OK	Automotive Consumer equipment, Industrial Equipment, Mobile Electronics, Medical equipment [GHTF A/B/C] except for implant equipment,		1.0 ±0.05mm	0.5 ±0.05mm	0.5 ±0.05mm	X5R(EIA)	10Vdc	1μF	±10%	
GRM155R61A105KE15# <small>To be discontinued</small>	85 °C max. Reflow OK	Automotive Consumer equipment, Industrial Equipment, Mobile Electronics, Medical equipment [GHTF A/B/C] except for implant equipment,		1.0 ±0.05mm	0.5 ±0.05mm	0.5 ±0.05mm	X5R(EIA)	10Vdc	1μF	±10%	

Automotive





**Attention**

1. This catalog is downloaded from the website of Murata Manufacturing Co., Ltd. Therefore, it's specifications are subject to change or our products in it may be discontinued without advance notice. Please check with our sales representatives or product engineers before ordering.

2. This catalog has only typical specifications because there is no space for detailed specifications. Therefore, please review our product specifications or consult the approval sheet for product specifications before ordering.



# Ceramic Capacitors(SMD)

Part Number	Characteristic	Specific Applications	Appearance	Length	Width	Thickness	Temperature characteristics	Rated Voltage	Capacitance	Tolerance of capacitance	Notes
GRM155R61A105ME01# <small>To be discontinued</small>	85 °C max. Reflow OK	Consumer equipment, Industrial Equipment, Mobile Electronics, Medical equipment [GHTF A/B/C] except for implant equipment,		1.0 ±0.05mm	0.5 ±0.05mm	0.5 ±0.05mm	X5R(EIA)	10Vdc	1µF	±20%	
GRM155R61A105ME15# <small>To be discontinued</small>	85 °C max. Reflow OK	Automotive Consumer equipment, Industrial Equipment, Mobile Electronics, Medical equipment [GHTF A/B/C] except for implant equipment,		1.0 ±0.05mm	0.5 ±0.05mm	0.5 ±0.05mm	X5R(EIA)	10Vdc	1µF	±20%	
GRM155R61C105KE01# <small>To be discontinued</small>	85 °C max. Reflow OK	Automotive Consumer equipment, Industrial Equipment, Mobile Electronics, Medical equipment [GHTF A/B/C] except for implant equipment,		1.0 ±0.05mm	0.5 ±0.05mm	0.5 ±0.05mm	X5R(EIA)	16Vdc	1µF	±10%	Derating1
GRM155R61C105ME01# <small>To be discontinued</small>	85 °C max. Reflow OK	Automotive Consumer equipment, Industrial Equipment, Mobile Electronics, Medical equipment [GHTF A/B/C] except for implant equipment,		1.0 ±0.05mm	0.5 ±0.05mm	0.5 ±0.05mm	X5R(EIA)	16Vdc	1µF	±20%	Derating1

Automotive

**Attention**

1. This catalog is downloaded from the website of Murata Manufacturing Co., Ltd. Therefore, it's specifications are subject to change or our products in it may be discontinued without advance notice. Please check with our sales representatives or product engineers before ordering.

2. This catalog has only typical specifications because there is no space for detailed specifications. Therefore, please review our product specifications or consult the approval sheet for product specifications before ordering.