







# Ceramic Capacitors(SMD)

◀ Search Conditions ▶

GRM155R(Starting with ...)

Capacitance 3 DigitCode:220 to 2200000(pF)









Part Number	Characteristic	Specific Applications	Appearance	Length	Width	Thickness	Temperature characteristics	Rated Voltage	Capacitance	Tolerance of capacitance	Notes
GRM155R11A473JA01# <small>In Production</small>		Consumer equipment, Industrial Equipment, Mobile Electronics, Medical equipment [GHTF A/B/C] except for implant equipment,		1.0 ±0.05mm	0.5 ±0.05mm	0.5 ±0.05mm	R(JIS)	10Vdc	47000pF	±5%	
GRM155R11A473KA01# <small>In Production</small>		Automotive Consumer equipment, Industrial Equipment, Mobile Electronics, Medical equipment [GHTF A/B/C] except for implant equipment,		1.0 ±0.05mm	0.5 ±0.05mm	0.5 ±0.05mm	R(JIS)	10Vdc	47000pF	±10%	
GRM155R11A473MA01# <small>In Production</small>		Automotive Consumer equipment, Industrial Equipment, Mobile Electronics, Medical equipment [GHTF A/B/C] except for implant equipment, Automotive		1.0 ±0.05mm	0.5 ±0.05mm	0.5 ±0.05mm	R(JIS)	10Vdc	47000pF	±20%	

**Attention**

1. This catalog is downloaded from the website of Murata Manufacturing Co., Ltd. Therefore, it's specifications are subject to change or our products in it may be discontinued without advance notice. Please check with our sales representatives or product engineers before ordering.

2. This catalog has only typical specifications because there is no space for detailed specifications. Therefore, please review our product specifications or consult the approval sheet for product specifications before ordering.

# Ceramic Capacitors(SMD)









Part Number	Characteristic	Specific Applications	Appearance	Length	Width	Thickness	Temperature characteristics	Rated Voltage	Capacitance	Tolerance of capacitance	Notes
GRM155R11C223JA01# <small>In Production</small>		Consumer equipment, Industrial Equipment, Mobile Electronics, Medical equipment [GHTF A/B/C] except for implant equipment,		1.0 ±0.05mm	0.5 ±0.05mm	0.5 ±0.05mm	R(JIS)	16Vdc	22000pF	±5%	
GRM155R11C223KA01# <small>In Production</small>		Automotive Consumer equipment, Industrial Equipment, Mobile Electronics, Medical equipment [GHTF A/B/C] except for implant equipment,		1.0 ±0.05mm	0.5 ±0.05mm	0.5 ±0.05mm	R(JIS)	16Vdc	22000pF	±10%	
GRM155R11C223MA01# <small>In Production</small>		Automotive Consumer equipment, Industrial Equipment, Mobile Electronics, Medical equipment [GHTF A/B/C] except for implant equipment,		1.0 ±0.05mm	0.5 ±0.05mm	0.5 ±0.05mm	R(JIS)	16Vdc	22000pF	±20%	
GRM155R11C473JA01# <small>In Production</small>		Automotive Consumer equipment, Industrial Equipment, Mobile Electronics, Medical equipment [GHTF A/B/C] except for implant equipment, Automotive		1.0 ±0.05mm	0.5 ±0.05mm	0.5 ±0.05mm	R(JIS)	16Vdc	47000pF	±5%	

**Attention**

1. This catalog is downloaded from the website of Murata Manufacturing Co., Ltd. Therefore, it's specifications are subject to change or our products in it may be discontinued without advance notice. Please check with our sales representatives or product engineers before ordering.

2. This catalog has only typical specifications because there is no space for detailed specifications. Therefore, please review our product specifications or consult the approval sheet for product specifications before ordering.

# Ceramic Capacitors(SMD)

Part Number	Characteristic	Specific Applications	Appearance	Length	Width	Thickness	Temperature characteristics	Rated Voltage	Capacitance	Tolerance of capacitance	Notes
GRM155R11C473KA01# <small>In Production</small>		Consumer equipment, Industrial Equipment, Mobile Electronics, Medical equipment [GHTF A/B/C] except for implant equipment,		1.0 ±0.05mm	0.5 ±0.05mm	0.5 ±0.05mm	R(JIS)	16Vdc	47000pF	±10%	
GRM155R11C473MA01# <small>In Production</small>		Automotive Consumer equipment, Industrial Equipment, Mobile Electronics, Medical equipment [GHTF A/B/C] except for implant equipment,		1.0 ±0.05mm	0.5 ±0.05mm	0.5 ±0.05mm	R(JIS)	16Vdc	47000pF	±20%	
GRM155R11H103JA88# <small>In Production</small>		Automotive Consumer equipment, Industrial Equipment, Mobile Electronics, Medical equipment [GHTF A/B/C] except for implant equipment,		1.0 ±0.05mm	0.5 ±0.05mm	0.5 ±0.05mm	R(JIS)	50Vdc	10000pF	±5%	
GRM155R11H103KA88# <small>In Production</small>		Automotive Consumer equipment, Industrial Equipment, Mobile Electronics, Medical equipment [GHTF A/B/C] except for implant equipment,		1.0 ±0.05mm	0.5 ±0.05mm	0.5 ±0.05mm	R(JIS)	50Vdc	10000pF	±10%	





Automotive

**Attention**

1. This catalog is downloaded from the website of Murata Manufacturing Co., Ltd. Therefore, it's specifications are subject to change or our products in it may be discontinued without advance notice. Please check with our sales representatives or product engineers before ordering.

2. This catalog has only typical specifications because there is no space for detailed specifications. Therefore, please review our product specifications or consult the approval sheet for product specifications before ordering.

# Ceramic Capacitors(SMD)

Part Number	Characteristic	Specific Applications	Appearance	Length	Width	Thickness	Temperature characteristics	Rated Voltage	Capacitance	Tolerance of capacitance	Notes
GRM155R11H103MA88# <small>In Production</small>	<div>125°C max.</div> <div>Reflow OK</div>	Consumer equipment, Industrial Equipment, Mobile Electronics, Medical equipment [GHTF A/B/C] except for implant equipment,		1.0 ±0.05mm	0.5 ±0.05mm	0.5 ±0.05mm	R(JIS)	50Vdc	10000pF	±20%	
GRM155R11H222JA01# <small>In Production</small>	<div>125°C max.</div> <div>Reflow OK</div>	Automotive Consumer equipment, Industrial Equipment, Mobile Electronics, Medical equipment [GHTF A/B/C] except for implant equipment,		1.0 ±0.05mm	0.5 ±0.05mm	0.5 ±0.05mm	R(JIS)	50Vdc	2200pF	±5%	
GRM155R11H222KA01# <small>In Production</small>	<div>125°C max.</div> <div>Reflow OK</div>	Automotive Consumer equipment, Industrial Equipment, Mobile Electronics, Medical equipment [GHTF A/B/C] except for implant equipment,		1.0 ±0.05mm	0.5 ±0.05mm	0.5 ±0.05mm	R(JIS)	50Vdc	2200pF	±10%	
GRM155R11H222MA01# <small>In Production</small>	<div>125°C max.</div> <div>Reflow OK</div>	Automotive Consumer equipment, Industrial Equipment, Mobile Electronics, Medical equipment [GHTF A/B/C] except for implant equipment,		1.0 ±0.05mm	0.5 ±0.05mm	0.5 ±0.05mm	R(JIS)	50Vdc	2200pF	±20%	





Automotive

**Attention**

1. This catalog is downloaded from the website of Murata Manufacturing Co., Ltd. Therefore, it's specifications are subject to change or our products in it may be discontinued without advance notice. Please check with our sales representatives or product engineers before ordering.

2. This catalog has only typical specifications because there is no space for detailed specifications. Therefore, please review our product specifications or consult the approval sheet for product specifications before ordering.

# Ceramic Capacitors(SMD)





Part Number	Characteristic	Specific Applications	Appearance	Length	Width	Thickness	Temperature characteristics	Rated Voltage	Capacitance	Tolerance of capacitance	Notes
GRM155R11H472JA01# <small>In Production</small>	<div>125°C max.</div> <div>Reflow OK</div>	Consumer equipment, Industrial Equipment, Mobile Electronics, Medical equipment [GHTF A/B/C] except for implant equipment,		1.0 ±0.05mm	0.5 ±0.05mm	0.5 ±0.05mm	R(JIS)	50Vdc	4700pF	±5%	
GRM155R11H472KA01# <small>In Production</small>	<div>125°C max.</div> <div>Reflow OK</div>	Automotive Consumer equipment, Industrial Equipment, Mobile Electronics, Medical equipment [GHTF A/B/C] except for implant equipment,		1.0 ±0.05mm	0.5 ±0.05mm	0.5 ±0.05mm	R(JIS)	50Vdc	4700pF	±10%	
GRM155R11H472MA01# <small>In Production</small>	<div>125°C max.</div> <div>Reflow OK</div>	Automotive Consumer equipment, Industrial Equipment, Mobile Electronics, Medical equipment [GHTF A/B/C] except for implant equipment,		1.0 ±0.05mm	0.5 ±0.05mm	0.5 ±0.05mm	R(JIS)	50Vdc	4700pF	±20%	
GRM155R60G225ME15# <small>In Production</small>	<div>85°C max.</div> <div>Reflow OK</div>	Automotive Consumer equipment, Industrial Equipment, Mobile Electronics, Medical equipment [GHTF A/B/C] except for implant equipment, Automotive		1.0 ±0.05mm	0.5 ±0.05mm	0.5 ±0.05mm	X5R(EIA)	4Vdc	2.2μF	±20%	Measure capacitance after heat treatment

**Attention**

1. This catalog is downloaded from the website of Murata Manufacturing Co., Ltd. Therefore, it's specifications are subject to change or our products in it may be discontinued without advance notice. Please check with our sales representatives or product engineers before ordering.

2. This catalog has only typical specifications because there is no space for detailed specifications. Therefore, please review our product specifications or consult the approval sheet for product specifications before ordering.

# Ceramic Capacitors(SMD)

Part Number	Characteristic	Specific Applications	Appearance	Length	Width	Thickness	Temperature characteristics	Rated Voltage	Capacitance	Tolerance of capacitance	Notes
GRM155R60J102KA01# <small>In Production</small>	85 °C max. Reflow OK	Consumer equipment, Industrial Equipment, Mobile Electronics, Medical equipment [GHTF A/B/C] except for implant equipment,		1.0 ±0.05mm	0.5 ±0.05mm	0.5 ±0.05mm	X5R(EIA)	6.3Vdc	1000pF	±10%	
GRM155R60J103KA01# <small>In Production</small>	85 °C max. Reflow OK	Automotive Consumer equipment, Industrial Equipment, Mobile Electronics, Medical equipment [GHTF A/B/C] except for implant equipment,		1.0 ±0.05mm	0.5 ±0.05mm	0.5 ±0.05mm	X5R(EIA)	6.3Vdc	10000pF	±10%	
GRM155R60J104KA01# <small>In Production</small>	85 °C max. Reflow OK	Automotive Consumer equipment, Industrial Equipment, Mobile Electronics, Medical equipment [GHTF A/B/C] except for implant equipment,		1.0 ±0.05mm	0.5 ±0.05mm	0.5 ±0.05mm	X5R(EIA)	6.3Vdc	0.1μF	±10%	
GRM155R60J154KE01# <small>In Production</small>	85 °C max. Reflow OK	Automotive Consumer equipment, Industrial Equipment, Mobile Electronics, Medical equipment [GHTF A/B/C] except for implant equipment,		1.0 ±0.05mm	0.5 ±0.05mm	0.5 ±0.05mm	X5R(EIA)	6.3Vdc	0.15μF	±10%	





Automotive

**Attention**

1. This catalog is downloaded from the website of Murata Manufacturing Co., Ltd. Therefore, it's specifications are subject to change or our products in it may be discontinued without advance notice. Please check with our sales representatives or product engineers before ordering.

2. This catalog has only typical specifications because there is no space for detailed specifications. Therefore, please review our product specifications or consult the approval sheet for product specifications before ordering.

# Ceramic Capacitors(SMD)

Part Number	Characteristic	Specific Applications	Appearance	Length	Width	Thickness	Temperature characteristics	Rated Voltage	Capacitance	Tolerance of capacitance	Notes
GRM155R60J222KA01# <small>In Production</small>	85 °C max. Reflow OK	Consumer equipment, Industrial Equipment, Mobile Electronics, Medical equipment [GHTF A/B/C] except for implant equipment,		1.0 ±0.05mm	0.5 ±0.05mm	0.5 ±0.05mm	X5R(EIA)	6.3Vdc	2200pF	±10%	
GRM155R60J223KA01# <small>In Production</small>	85 °C max. Reflow OK	Automotive Consumer equipment, Industrial Equipment, Mobile Electronics, Medical equipment [GHTF A/B/C] except for implant equipment,		1.0 ±0.05mm	0.5 ±0.05mm	0.5 ±0.05mm	X5R(EIA)	6.3Vdc	22000pF	±10%	
GRM155R60J224KE01# <small>In Production</small>	85 °C max. Reflow OK	Automotive Consumer equipment, Industrial Equipment, Mobile Electronics, Medical equipment [GHTF A/B/C] except for implant equipment,		1.0 ±0.05mm	0.5 ±0.05mm	0.5 ±0.05mm	X5R(EIA)	6.3Vdc	0.22μF	±10%	
GRM155R60J225KE01# <small>In Production</small>	85 °C max. Reflow OK	Automotive Consumer equipment, Industrial Equipment, Mobile Electronics, Medical equipment [GHTF A/B/C] except for implant equipment,		1.0 ±0.05mm	0.5 ±0.05mm	0.5 ±0.05mm	X5R(EIA)	6.3Vdc	2.2μF	±10%	





Automotive

**Attention**

1. This catalog is downloaded from the website of Murata Manufacturing Co., Ltd. Therefore, it's specifications are subject to change or our products in it may be discontinued without advance notice. Please check with our sales representatives or product engineers before ordering.

2. This catalog has only typical specifications because there is no space for detailed specifications. Therefore, please review our product specifications or consult the approval sheet for product specifications before ordering.

# Ceramic Capacitors(SMD)

Part Number	Characteristic	Specific Applications	Appearance	Length	Width	Thickness	Temperature characteristics	Rated Voltage	Capacitance	Tolerance of capacitance	Notes
GRM155R60J225ME01# <small>In Production</small>	<div>85°C max.</div> <div>Reflow OK</div>	Consumer equipment, Industrial Equipment, Mobile Electronics, Medical equipment [GHTF A/B/C] except for implant equipment,		1.0 ±0.05mm	0.5 ±0.05mm	0.5 ±0.05mm	X5R(EIA)	6.3Vdc	2.2μF	±20%	
GRM155R60J334KE01# <small>In Production</small>	<div>85°C max.</div> <div>Reflow OK</div>	Automotive Consumer equipment, Industrial Equipment, Mobile Electronics, Medical equipment [GHTF A/B/C] except for implant equipment,		1.0 ±0.05mm	0.5 ±0.05mm	0.5 ±0.05mm	X5R(EIA)	6.3Vdc	0.33μF	±10%	
GRM155R60J472KA01# <small>In Production</small>	<div>85°C max.</div> <div>Reflow OK</div>	Automotive Consumer equipment, Industrial Equipment, Mobile Electronics, Medical equipment [GHTF A/B/C] except for implant equipment,		1.0 ±0.05mm	0.5 ±0.05mm	0.5 ±0.05mm	X5R(EIA)	6.3Vdc	4700pF	±10%	
GRM155R60J473KA01# <small>In Production</small>	<div>85°C max.</div> <div>Reflow OK</div>	Automotive Consumer equipment, Industrial Equipment, Mobile Electronics, Medical equipment [GHTF A/B/C] except for implant equipment,		1.0 ±0.05mm	0.5 ±0.05mm	0.5 ±0.05mm	X5R(EIA)	6.3Vdc	47000pF	±10%	

Automotive





**Attention**

1. This catalog is downloaded from the website of Murata Manufacturing Co., Ltd. Therefore, it's specifications are subject to change or our products in it may be discontinued without advance notice. Please check with our sales representatives or product engineers before ordering.

2. This catalog has only typical specifications because there is no space for detailed specifications. Therefore, please review our product specifications or consult the approval sheet for product specifications before ordering.



# Ceramic Capacitors(SMD)

Part Number	Characteristic	Specific Applications	Appearance	Length	Width	Thickness	Temperature characteristics	Rated Voltage	Capacitance	Tolerance of capacitance	Notes
GRM155R60J474KE19# <small>In Production</small>	85 °C max. Reflow OK	Consumer equipment, Industrial Equipment, Mobile Electronics, Medical equipment [GHTF A/B/C] except for implant equipment,		1.0 ±0.05mm	0.5 ±0.05mm	0.5 ±0.05mm	X5R(EIA)	6.3Vdc	0.47μF	±10%	
GRM155R60J683KA01# <small>In Production</small>	85 °C max. Reflow OK	Automotive Consumer equipment, Industrial Equipment, Mobile Electronics, Medical equipment [GHTF A/B/C] except for implant equipment,		1.0 ±0.05mm	0.5 ±0.05mm	0.5 ±0.05mm	X5R(EIA)	6.3Vdc	68000pF	±10%	
GRM155R60J684KE19# <small>In Production</small>	85 °C max. Reflow OK	Automotive Consumer equipment, Industrial Equipment, Mobile Electronics, Medical equipment [GHTF A/B/C] except for implant equipment,		1.0 ±0.05mm	0.5 ±0.05mm	0.5 ±0.05mm	X5R(EIA)	6.3Vdc	0.68μF	±10%	
GRM155R61A102KA01# <small>In Production</small>	85 °C max. Reflow OK	Automotive Consumer equipment, Industrial Equipment, Mobile Electronics, Medical equipment [GHTF A/B/C] except for implant equipment,		1.0 ±0.05mm	0.5 ±0.05mm	0.5 ±0.05mm	X5R(EIA)	10Vdc	1000pF	±10%	





Automotive

**Attention**

1. This catalog is downloaded from the website of Murata Manufacturing Co., Ltd. Therefore, it's specifications are subject to change or our products in it may be discontinued without advance notice. Please check with our sales representatives or product engineers before ordering.

2. This catalog has only typical specifications because there is no space for detailed specifications. Therefore, please review our product specifications or consult the approval sheet for product specifications before ordering.

# Ceramic Capacitors(SMD)

Part Number	Characteristic	Specific Applications	Appearance	Length	Width	Thickness	Temperature characteristics	Rated Voltage	Capacitance	Tolerance of capacitance	Notes
GRM155R61A103KA01# <small>In Production</small>	85 °C max. Reflow OK	Consumer equipment, Industrial Equipment, Mobile Electronics, Medical equipment [GHTF A/B/C] except for implant equipment,		1.0 ±0.05mm	0.5 ±0.05mm	0.5 ±0.05mm	X5R(EIA)	10Vdc	10000pF	±10%	
GRM155R61A104KA01# <small>In Production</small>	85 °C max. Reflow OK	Automotive Consumer equipment, Industrial Equipment, Mobile Electronics, Medical equipment [GHTF A/B/C] except for implant equipment,		1.0 ±0.05mm	0.5 ±0.05mm	0.5 ±0.05mm	X5R(EIA)	10Vdc	0.1μF	±10%	
GRM155R61A154KE19# <small>In Production</small>	85 °C max. Reflow OK	Automotive Consumer equipment, Industrial Equipment, Mobile Electronics, Medical equipment [GHTF A/B/C] except for implant equipment,		1.0 ±0.05mm	0.5 ±0.05mm	0.5 ±0.05mm	X5R(EIA)	10Vdc	0.15μF	±10%	
GRM155R61A222KA01# <small>In Production</small>	85 °C max. Reflow OK	Automotive Consumer equipment, Industrial Equipment, Mobile Electronics, Medical equipment [GHTF A/B/C] except for implant equipment,		1.0 ±0.05mm	0.5 ±0.05mm	0.5 ±0.05mm	X5R(EIA)	10Vdc	2200pF	±10%	





Automotive

**Attention**

1. This catalog is downloaded from the website of Murata Manufacturing Co., Ltd. Therefore, it's specifications are subject to change or our products in it may be discontinued without advance notice. Please check with our sales representatives or product engineers before ordering.

2. This catalog has only typical specifications because there is no space for detailed specifications. Therefore, please review our product specifications or consult the approval sheet for product specifications before ordering.

# Ceramic Capacitors(SMD)

Part Number	Characteristic	Specific Applications	Appearance	Length	Width	Thickness	Temperature characteristics	Rated Voltage	Capacitance	Tolerance of capacitance	Notes
GRM155R61A223KA01# <small>In Production</small>	85 °C max. Reflow OK	Consumer equipment, Industrial Equipment, Mobile Electronics, Medical equipment [GHTF A/B/C] except for implant equipment,		1.0 ±0.05mm	0.5 ±0.05mm	0.5 ±0.05mm	X5R(EIA)	10Vdc	22000pF	±10%	
GRM155R61A224KE19# <small>In Production</small>	85 °C max. Reflow OK	Automotive Consumer equipment, Industrial Equipment, Mobile Electronics, Medical equipment [GHTF A/B/C] except for implant equipment,		1.0 ±0.05mm	0.5 ±0.05mm	0.5 ±0.05mm	X5R(EIA)	10Vdc	0.22μF	±10%	
GRM155R61A225KE01# <small>In Production</small>	85 °C max. Reflow OK	Automotive Consumer equipment, Industrial Equipment, Mobile Electronics, Medical equipment [GHTF A/B/C] except for implant equipment,		1.0 ±0.05mm	0.5 ±0.05mm	0.5 ±0.05mm	X5R(EIA)	10Vdc	2.2μF	±10%	Derating1
GRM155R61A225ME01# <small>In Production</small>	85 °C max. Reflow OK	Automotive Consumer equipment, Industrial Equipment, Mobile Electronics, Medical equipment [GHTF A/B/C] except for implant equipment,		1.0 ±0.05mm	0.5 ±0.05mm	0.5 ±0.05mm	X5R(EIA)	10Vdc	2.2μF	±20%	Derating1





Automotive

**Attention**

1. This catalog is downloaded from the website of Murata Manufacturing Co., Ltd. Therefore, it's specifications are subject to change or our products in it may be discontinued without advance notice. Please check with our sales representatives or product engineers before ordering.

2. This catalog has only typical specifications because there is no space for detailed specifications. Therefore, please review our product specifications or consult the approval sheet for product specifications before ordering.

# Ceramic Capacitors(SMD)

Part Number	Characteristic	Specific Applications	Appearance	Length	Width	Thickness	Temperature characteristics	Rated Voltage	Capacitance	Tolerance of capacitance	Notes
GRM155R61A333KA01# <small>In Production</small>	85 °C max. Reflow OK	Consumer equipment, Industrial Equipment, Mobile Electronics, Medical equipment [GHTF A/B/C] except for implant equipment,		1.0 ±0.05mm	0.5 ±0.05mm	0.5 ±0.05mm	X5R(EIA)	10Vdc	33000pF	±10%	
GRM155R61A333KE15# <small>In Production</small>	85 °C max. Reflow OK	Automotive Consumer equipment, Industrial Equipment, Mobile Electronics, Medical equipment [GHTF A/B/C] except for implant equipment,		1.0 ±0.05mm	0.5 ±0.05mm	0.5 ±0.05mm	X5R(EIA)	10Vdc	0.33μF	±10%	
GRM155R61A472KA01# <small>In Production</small>	85 °C max. Reflow OK	Automotive Consumer equipment, Industrial Equipment, Mobile Electronics, Medical equipment [GHTF A/B/C] except for implant equipment,		1.0 ±0.05mm	0.5 ±0.05mm	0.5 ±0.05mm	X5R(EIA)	10Vdc	4700pF	±10%	
GRM155R61A473KA01# <small>In Production</small>	85 °C max. Reflow OK	Automotive Consumer equipment, Industrial Equipment, Mobile Electronics, Medical equipment [GHTF A/B/C] except for implant equipment,		1.0 ±0.05mm	0.5 ±0.05mm	0.5 ±0.05mm	X5R(EIA)	10Vdc	47000pF	±10%	





Automotive

**Attention**

1. This catalog is downloaded from the website of Murata Manufacturing Co., Ltd. Therefore, it's specifications are subject to change or our products in it may be discontinued without advance notice. Please check with our sales representatives or product engineers before ordering.

2. This catalog has only typical specifications because there is no space for detailed specifications. Therefore, please review our product specifications or consult the approval sheet for product specifications before ordering.

# Ceramic Capacitors(SMD)

Part Number	Characteristic	Specific Applications	Appearance	Length	Width	Thickness	Temperature characteristics	Rated Voltage	Capacitance	Tolerance of capacitance	Notes
GRM155R61A474KE15# <small>In Production</small>	85 °C max. Reflow OK	Consumer equipment, Industrial Equipment, Mobile Electronics, Medical equipment [GHTF A/B/C] except for implant equipment,		1.0 ±0.05mm	0.5 ±0.05mm	0.5 ±0.05mm	X5R(EIA)	10Vdc	0.47μF	±10%	
GRM155R61A683KA01# <small>In Production</small>	85 °C max. Reflow OK	Automotive Consumer equipment, Industrial Equipment, Mobile Electronics, Medical equipment [GHTF A/B/C] except for implant equipment,		1.0 ±0.05mm	0.5 ±0.05mm	0.5 ±0.05mm	X5R(EIA)	10Vdc	68000pF	±10%	
GRM155R61A684KE15# <small>In Production</small>	85 °C max. Reflow OK	Automotive Consumer equipment, Industrial Equipment, Mobile Electronics, Medical equipment [GHTF A/B/C] except for implant equipment,		1.0 ±0.05mm	0.5 ±0.05mm	0.5 ±0.05mm	X5R(EIA)	10Vdc	0.68μF	±10%	
GRM155R61C102KA01# <small>In Production</small>	85 °C max. Reflow OK	Automotive Consumer equipment, Industrial Equipment, Mobile Electronics, Medical equipment [GHTF A/B/C] except for implant equipment,		1.0 ±0.05mm	0.5 ±0.05mm	0.5 ±0.05mm	X5R(EIA)	16Vdc	1000pF	±10%	





Automotive

**Attention**

1. This catalog is downloaded from the website of Murata Manufacturing Co., Ltd. Therefore, it's specifications are subject to change or our products in it may be discontinued without advance notice. Please check with our sales representatives or product engineers before ordering.

2. This catalog has only typical specifications because there is no space for detailed specifications. Therefore, please review our product specifications or consult the approval sheet for product specifications before ordering.

# Ceramic Capacitors(SMD)

Part Number	Characteristic	Specific Applications	Appearance	Length	Width	Thickness	Temperature characteristics	Rated Voltage	Capacitance	Tolerance of capacitance	Notes
GRM155R61C103KA01# <small>In Production</small>	85 °C max. Reflow OK	Consumer equipment, Industrial Equipment, Mobile Electronics, Medical equipment [GHTF A/B/C] except for implant equipment,		1.0 ±0.05mm	0.5 ±0.05mm	0.5 ±0.05mm	X5R(EIA)	16Vdc	10000pF	±10%	
GRM155R61C104KA88# <small>In Production</small>	85 °C max. Reflow OK	Automotive Consumer equipment, Industrial Equipment, Mobile Electronics, Medical equipment [GHTF A/B/C] except for implant equipment,		1.0 ±0.05mm	0.5 ±0.05mm	0.5 ±0.05mm	X5R(EIA)	16Vdc	0.1µF	±10%	
GRM155R61C105KA12# <small>In Production</small>	85 °C max. Reflow OK	Automotive Consumer equipment, Industrial Equipment, Mobile Electronics, Medical equipment [GHTF A/B/C] except for implant equipment,		1.0 ±0.05mm	0.5 ±0.05mm	0.5 ±0.05mm	X5R(EIA)	16Vdc	1µF	±10%	
GRM155R61C105MA12# <small>In Production</small>	85 °C max. Reflow OK	Automotive Consumer equipment, Industrial Equipment, Mobile Electronics, Medical equipment [GHTF A/B/C] except for implant equipment,		1.0 ±0.05mm	0.5 ±0.05mm	0.5 ±0.05mm	X5R(EIA)	16Vdc	1µF	±20%	





Automotive

**Attention**

1. This catalog is downloaded from the website of Murata Manufacturing Co., Ltd. Therefore, it's specifications are subject to change or our products in it may be discontinued without advance notice. Please check with our sales representatives or product engineers before ordering.

2. This catalog has only typical specifications because there is no space for detailed specifications. Therefore, please review our product specifications or consult the approval sheet for product specifications before ordering.

# Ceramic Capacitors(SMD)





Part Number	Characteristic	Specific Applications	Appearance	Length	Width	Thickness	Temperature characteristics	Rated Voltage	Capacitance	Tolerance of capacitance	Notes
GRM155R61C222KA01# <small>In Production</small>	85 °C max. Reflow OK	Consumer equipment, Industrial Equipment, Mobile Electronics, Medical equipment [GHTF A/B/C] except for implant equipment,		1.0 ±0.05mm	0.5 ±0.05mm	0.5 ±0.05mm	X5R(EIA)	16Vdc	2200pF	±10%	
GRM155R61C223KA01# <small>In Production</small>	85 °C max. Reflow OK	Automotive Consumer equipment, Industrial Equipment, Mobile Electronics, Medical equipment [GHTF A/B/C] except for implant equipment,		1.0 ±0.05mm	0.5 ±0.05mm	0.5 ±0.05mm	X5R(EIA)	16Vdc	22000pF	±10%	
GRM155R61C224KA12# <small>In Production</small>	85 °C max. Reflow OK	Automotive Consumer equipment, Industrial Equipment, Mobile Electronics, Medical equipment [GHTF A/B/C] except for implant equipment,		1.0 ±0.05mm	0.5 ±0.05mm	0.5 ±0.05mm	X5R(EIA)	16Vdc	0.22μF	±10%	
GRM155R61C225KE11# <small>In Production</small>	85 °C max. Reflow OK	Automotive Consumer equipment, Industrial Equipment, Mobile Electronics, Medical equipment [GHTF A/B/C] except for implant equipment, Automotive		1.0 ±0.2mm	0.5 ±0.2mm	0.5 ±0.2mm	X5R(EIA)	16Vdc	2.2μF	±10%	

**Attention**

1. This catalog is downloaded from the website of Murata Manufacturing Co., Ltd. Therefore, it's specifications are subject to change or our products in it may be discontinued without advance notice. Please check with our sales representatives or product engineers before ordering.

2. This catalog has only typical specifications because there is no space for detailed specifications. Therefore, please review our product specifications or consult the approval sheet for product specifications before ordering.

# Ceramic Capacitors(SMD)

Part Number	Characteristic	Specific Applications	Appearance	Length	Width	Thickness	Temperature characteristics	Rated Voltage	Capacitance	Tolerance of capacitance	Notes
GRM155R61C225KE44# <small>In Production</small>	85 °C max. Reflow OK	Consumer equipment, Industrial Equipment, Mobile Electronics, Medical equipment [GHTF A/B/C] except for implant equipment,		1.0 ±0.1mm	0.5 ±0.1mm	0.5 ±0.1mm	X5R(EIA)	16Vdc	2.2μF	±10%	Derating1
GRM155R61C225ME11# <small>In Production</small>	85 °C max. Reflow OK	Automotive Consumer equipment, Industrial Equipment, Mobile Electronics, Medical equipment [GHTF A/B/C] except for implant equipment,		1.0 ±0.2mm	0.5 ±0.2mm	0.5 ±0.2mm	X5R(EIA)	16Vdc	2.2μF	±20%	
GRM155R61C225ME15# <small>In Production</small>	85 °C max. Reflow OK	Automotive Consumer equipment, Industrial Equipment, Mobile Electronics, Medical equipment [GHTF A/B/C] except for implant equipment,		1.0 ±0.2mm	0.5 ±0.2mm	0.5 ±0.05mm	X5R(EIA)	16Vdc	2.2μF	±20%	
GRM155R61C225ME44# <small>In Production</small>	85 °C max. Reflow OK	Automotive Consumer equipment, Industrial Equipment, Mobile Electronics, Medical equipment [GHTF A/B/C] except for implant equipment,		1.0 ±0.1mm	0.5 ±0.1mm	0.5 ±0.1mm	X5R(EIA)	16Vdc	2.2μF	±20%	Derating1

Automotive





**Attention**

1. This catalog is downloaded from the website of Murata Manufacturing Co., Ltd. Therefore, it's specifications are subject to change or our products in it may be discontinued without advance notice. Please check with our sales representatives or product engineers before ordering.

2. This catalog has only typical specifications because there is no space for detailed specifications. Therefore, please review our product specifications or consult the approval sheet for product specifications before ordering.



# Ceramic Capacitors(SMD)

Part Number	Characteristic	Specific Applications	Appearance	Length	Width	Thickness	Temperature characteristics	Rated Voltage	Capacitance	Tolerance of capacitance	Notes
GRM155R61C333KA01# <small>In Production</small>	<div>85°C max.</div> <div>Reflow OK</div>	Consumer equipment, Industrial Equipment, Mobile Electronics, Medical equipment [GHTF A/B/C] except for implant equipment,		1.0 ±0.05mm	0.5 ±0.05mm	0.5 ±0.05mm	X5R(EIA)	16Vdc	33000pF	±10%	
GRM155R61C472KA01# <small>In Production</small>	<div>85°C max.</div> <div>Reflow OK</div>	Automotive Consumer equipment, Industrial Equipment, Mobile Electronics, Medical equipment [GHTF A/B/C] except for implant equipment,		1.0 ±0.05mm	0.5 ±0.05mm	0.5 ±0.05mm	X5R(EIA)	16Vdc	4700pF	±10%	
GRM155R61C473KA01# <small>In Production</small>	<div>85°C max.</div> <div>Reflow OK</div>	Automotive Consumer equipment, Industrial Equipment, Mobile Electronics, Medical equipment [GHTF A/B/C] except for implant equipment,		1.0 ±0.05mm	0.5 ±0.05mm	0.5 ±0.05mm	X5R(EIA)	16Vdc	47000pF	±10%	
GRM155R61C682KA01# <small>In Production</small>	<div>85°C max.</div> <div>Reflow OK</div>	Automotive Consumer equipment, Industrial Equipment, Mobile Electronics, Medical equipment [GHTF A/B/C] except for implant equipment,		1.0 ±0.05mm	0.5 ±0.05mm	0.5 ±0.05mm	X5R(EIA)	16Vdc	6800pF	±10%	





Automotive

**Attention**

1. This catalog is downloaded from the website of Murata Manufacturing Co., Ltd. Therefore, it's specifications are subject to change or our products in it may be discontinued without advance notice. Please check with our sales representatives or product engineers before ordering.

2. This catalog has only typical specifications because there is no space for detailed specifications. Therefore, please review our product specifications or consult the approval sheet for product specifications before ordering.

# Ceramic Capacitors(SMD)

Part Number	Characteristic	Specific Applications	Appearance	Length	Width	Thickness	Temperature characteristics	Rated Voltage	Capacitance	Tolerance of capacitance	Notes
GRM155R61C683KA88# <small>In Production</small>	<div>85°C max.</div> <div>Reflow OK</div>	Consumer equipment, Industrial Equipment, Mobile Electronics, Medical equipment [GHTF A/B/C] except for implant equipment,		1.0 ±0.05mm	0.5 ±0.05mm	0.5 ±0.05mm	X5R(EIA)	16Vdc	68000pF	±10%	
GRM155R61E102KA01# <small>In Production</small>	<div>85°C max.</div> <div>Reflow OK</div>	Automotive Consumer equipment, Industrial Equipment, Mobile Electronics, Medical equipment [GHTF A/B/C] except for implant equipment,		1.0 ±0.05mm	0.5 ±0.05mm	0.5 ±0.05mm	X5R(EIA)	25Vdc	1000pF	±10%	
GRM155R61E103KA01# <small>In Production</small>	<div>85°C max.</div> <div>Reflow OK</div>	Automotive Consumer equipment, Industrial Equipment, Mobile Electronics, Medical equipment [GHTF A/B/C] except for implant equipment,		1.0 ±0.05mm	0.5 ±0.05mm	0.5 ±0.05mm	X5R(EIA)	25Vdc	10000pF	±10%	
GRM155R61E104KA87# <small>In Production</small>	<div>85°C max.</div> <div>Reflow OK</div>	Automotive Consumer equipment, Industrial Equipment, Mobile Electronics, Medical equipment [GHTF A/B/C] except for implant equipment,		1.0 ±0.05mm	0.5 ±0.05mm	0.5 ±0.05mm	X5R(EIA)	25Vdc	0.1μF	±10%	









Automotive

**Attention**

1. This catalog is downloaded from the website of Murata Manufacturing Co., Ltd. Therefore, it's specifications are subject to change or our products in it may be discontinued without advance notice. Please check with our sales representatives or product engineers before ordering.

2. This catalog has only typical specifications because there is no space for detailed specifications. Therefore, please review our product specifications or consult the approval sheet for product specifications before ordering.

# Ceramic Capacitors(SMD)

Part Number	Characteristic	Specific Applications	Appearance	Length	Width	Thickness	Temperature characteristics	Rated Voltage	Capacitance	Tolerance of capacitance	Notes
GRM155R61E105KA12# <small>In Production</small>		Consumer equipment, Industrial Equipment, Mobile Electronics, Medical equipment [GHTF A/B/C] except for implant equipment,		1.0 ±0.05mm	0.5 ±0.05mm	0.5 ±0.05mm	X5R(EIA)	25Vdc	1μF	±10%	Derating1
GRM155R61E105KE11# <small>In Production</small>		Automotive Consumer equipment, Industrial Equipment, Mobile Electronics, Medical equipment [GHTF A/B/C] except for implant equipment,		1.0 ±0.1mm	0.5 ±0.1mm	0.5 ±0.1mm	X5R(EIA)	25Vdc	1μF	±10%	
GRM155R61E105MA12# <small>In Production</small>		Automotive Consumer equipment, Industrial Equipment, Mobile Electronics, Medical equipment [GHTF A/B/C] except for implant equipment,		1.0 ±0.05mm	0.5 ±0.05mm	0.5 ±0.05mm	X5R(EIA)	25Vdc	1μF	±20%	Derating1
GRM155R61E222KA01# <small>In Production</small>		Automotive Consumer equipment, Industrial Equipment, Mobile Electronics, Medical equipment [GHTF A/B/C] except for implant equipment,		1.0 ±0.05mm	0.5 ±0.05mm	0.5 ±0.05mm	X5R(EIA)	25Vdc	2200pF	±10%	





Automotive

**Attention**

1. This catalog is downloaded from the website of Murata Manufacturing Co., Ltd. Therefore, it's specifications are subject to change or our products in it may be discontinued without advance notice. Please check with our sales representatives or product engineers before ordering.

2. This catalog has only typical specifications because there is no space for detailed specifications. Therefore, please review our product specifications or consult the approval sheet for product specifications before ordering.

# Ceramic Capacitors(SMD)

Part Number	Characteristic	Specific Applications	Appearance	Length	Width	Thickness	Temperature characteristics	Rated Voltage	Capacitance	Tolerance of capacitance	Notes
GRM155R61E224KE01# <small>In Production</small>	85 °C max. Reflow OK	Consumer equipment, Industrial Equipment, Mobile Electronics, Medical equipment [GHTF A/B/C] except for implant equipment,		1.0 ±0.05mm	0.5 ±0.05mm	0.5 ±0.05mm	X5R(EIA)	25Vdc	0.22μF	±10%	
GRM155R61E225KE11# <small>In Production</small>	85 °C max. Reflow OK	Automotive Consumer equipment, Industrial Equipment, Mobile Electronics, Medical equipment [GHTF A/B/C] except for implant equipment,		1.0 ±0.2mm	0.5 ±0.2mm	0.5 ±0.2mm	X5R(EIA)	25Vdc	2.2μF	±10%	
GRM155R61E225ME11# <small>In Production</small>	85 °C max. Reflow OK	Automotive Consumer equipment, Industrial Equipment, Mobile Electronics, Medical equipment [GHTF A/B/C] except for implant equipment,		1.0 ±0.2mm	0.5 ±0.2mm	0.5 ±0.2mm	X5R(EIA)	25Vdc	2.2μF	±20%	
GRM155R61E225ME15# <small>In Production</small>	85 °C max. Reflow OK	Automotive Consumer equipment, Industrial Equipment, Mobile Electronics, Medical equipment [GHTF A/B/C] except for implant equipment,		1.0 ±0.2mm	0.5 ±0.2mm	0.5 ±0.05mm	X5R(EIA)	25Vdc	2.2μF	±20%	Derating1





Automotive

**Attention**

1. This catalog is downloaded from the website of Murata Manufacturing Co., Ltd. Therefore, it's specifications are subject to change or our products in it may be discontinued without advance notice. Please check with our sales representatives or product engineers before ordering.

2. This catalog has only typical specifications because there is no space for detailed specifications. Therefore, please review our product specifications or consult the approval sheet for product specifications before ordering.

# Ceramic Capacitors(SMD)

Part Number	Characteristic	Specific Applications	Appearance	Length	Width	Thickness	Temperature characteristics	Rated Voltage	Capacitance	Tolerance of capacitance	Notes
GRM155R61E472KA01# <small>In Production</small>	85 °C max. Reflow OK	Consumer equipment, Industrial Equipment, Mobile Electronics, Medical equipment [GHTF A/B/C] except for implant equipment,		1.0 ±0.05mm	0.5 ±0.05mm	0.5 ±0.05mm	X5R(EIA)	25Vdc	4700pF	±10%	
GRM155R61E683KA87# <small>In Production</small>	85 °C max. Reflow OK	Automotive Consumer equipment, Industrial Equipment, Mobile Electronics, Medical equipment [GHTF A/B/C] except for implant equipment,		1.0 ±0.05mm	0.5 ±0.05mm	0.5 ±0.05mm	X5R(EIA)	25Vdc	68000pF	±10%	
GRM155R61H102KA01# <small>In Production</small>	85 °C max. Reflow OK	Automotive Consumer equipment, Industrial Equipment, Mobile Electronics, Medical equipment [GHTF A/B/C] except for implant equipment,		1.0 ±0.05mm	0.5 ±0.05mm	0.5 ±0.05mm	X5R(EIA)	50Vdc	1000pF	±10%	
GRM155R61H104KE14# <small>In Production</small>	85 °C max. Reflow OK	Automotive Consumer equipment, Industrial Equipment, Mobile Electronics, Medical equipment [GHTF A/B/C] except for implant equipment,		1.0 ±0.05mm	0.5 ±0.05mm	0.5 ±0.05mm	X5R(EIA)	50Vdc	0.1μF	±10%	











Automotive

**Attention**

1. This catalog is downloaded from the website of Murata Manufacturing Co., Ltd. Therefore, it's specifications are subject to change or our products in it may be discontinued without advance notice. Please check with our sales representatives or product engineers before ordering.

2. This catalog has only typical specifications because there is no space for detailed specifications. Therefore, please review our product specifications or consult the approval sheet for product specifications before ordering.

# Ceramic Capacitors(SMD)

Part Number	Characteristic	Specific Applications	Appearance	Length	Width	Thickness	Temperature characteristics	Rated Voltage	Capacitance	Tolerance of capacitance	Notes
GRM155R61H104KE19# <small>In Production</small>	85 °C max. 	Consumer equipment, Industrial Equipment, Mobile Electronics, Medical equipment [GHTF A/B/C] except for implant equipment,		1.0 ±0.05mm	0.5 ±0.05mm	0.5 ±0.05mm	X5R(EIA)	50Vdc	0.1µF	±10%	
GRM155R61H104ME14# <small>In Production</small>	85 °C max. 	Automotive Consumer equipment, Industrial Equipment, Mobile Electronics, Medical equipment [GHTF A/B/C] except for implant equipment,		1.0 ±0.05mm	0.5 ±0.05mm	0.5 ±0.05mm	X5R(EIA)	50Vdc	0.1µF	±20%	
GRM155R61H104ME19# <small>In Production</small>	85 °C max. 	Automotive Consumer equipment, Industrial Equipment, Mobile Electronics, Medical equipment [GHTF A/B/C] except for implant equipment,		1.0 ±0.05mm	0.5 ±0.05mm	0.5 ±0.05mm	X5R(EIA)	50Vdc	0.1µF	±20%	
GRM155R61H105KE05# <small>In Production</small>	85 °C max. 	Automotive Mobile Electronics		1.0 ±0.1mm	0.5 ±0.1mm	0.5 ±0.1mm	X5R(EIA)	50Vdc	1µF	±10%	Derating1. Only for mobile devices
GRM155R61H105ME05# <small>In Production</small>	85 °C max. 	Mobile Electronics		1.0 ±0.1mm	0.5 ±0.1mm	0.5 ±0.1mm	X5R(EIA)	50Vdc	1µF	±20%	Derating1. Only for mobile devices





**Attention**

1. This catalog is downloaded from the website of Murata Manufacturing Co., Ltd. Therefore, it's specifications are subject to change or our products in it may be discontinued without advance notice. Please check with our sales representatives or product engineers before ordering.

2. This catalog has only typical specifications because there is no space for detailed specifications.

Therefore, please review our product specifications or consult the approval sheet for product specifications before ordering.

# Ceramic Capacitors(SMD)

Part Number	Characteristic	Specific Applications	Appearance	Length	Width	Thickness	Temperature characteristics	Rated Voltage	Capacitance	Tolerance of capacitance	Notes
GRM155R61H222KA01# <small>In Production</small>	85 °C max. Reflow OK	Consumer equipment, Industrial Equipment, Mobile Electronics, Medical equipment [GHTF A/B/C] except for implant equipment,		1.0 ±0.05mm	0.5 ±0.05mm	0.5 ±0.05mm	X5R(EIA)	50Vdc	2200pF	±10%	
GRM155R61H222KE01# <small>In Production</small>	85 °C max. Reflow OK	Automotive Consumer equipment, Industrial Equipment, Mobile Electronics, Medical equipment [GHTF A/B/C] except for implant equipment,		1.0 ±0.05mm	0.5 ±0.05mm	0.5 ±0.05mm	X5R(EIA)	50Vdc	0.22μF	±10%	
GRM155R61H224ME01# <small>In Production</small>	85 °C max. Reflow OK	Automotive Consumer equipment, Industrial Equipment, Mobile Electronics, Medical equipment [GHTF A/B/C] except for implant equipment,		1.0 ±0.05mm	0.5 ±0.05mm	0.5 ±0.05mm	X5R(EIA)	50Vdc	0.22μF	±20%	
GRM155R61H333KE14# <small>In Production</small>	85 °C max. Reflow OK	Automotive Consumer equipment, Industrial Equipment, Mobile Electronics, Medical equipment [GHTF A/B/C] except for implant equipment,		1.0 ±0.05mm	0.5 ±0.05mm	0.5 ±0.05mm	X5R(EIA)	50Vdc	33000pF	±10%	





Automotive

**Attention**

1. This catalog is downloaded from the website of Murata Manufacturing Co., Ltd. Therefore, it's specifications are subject to change or our products in it may be discontinued without advance notice. Please check with our sales representatives or product engineers before ordering.

2. This catalog has only typical specifications because there is no space for detailed specifications. Therefore, please review our product specifications or consult the approval sheet for product specifications before ordering.

# Ceramic Capacitors(SMD)

Part Number	Characteristic	Specific Applications	Appearance	Length	Width	Thickness	Temperature characteristics	Rated Voltage	Capacitance	Tolerance of capacitance	Notes
GRM155R61H334KE01# <small>In Production</small>	85 °C max. Reflow OK	Consumer equipment, Industrial Equipment, Mobile Electronics, Medical equipment [GHTF A/B/C] except for implant equipment,		1.0 ±0.1mm	0.5 ±0.1mm	0.5 ±0.1mm	X5R(EIA)	50Vdc	0.33μF	±10%	
GRM155R61H334ME01# <small>In Production</small>	85 °C max. Reflow OK	Automotive Consumer equipment, Industrial Equipment, Mobile Electronics, Medical equipment [GHTF A/B/C] except for implant equipment,		1.0 ±0.1mm	0.5 ±0.1mm	0.5 ±0.1mm	X5R(EIA)	50Vdc	0.33μF	±20%	
GRM155R61H472KA01# <small>In Production</small>	85 °C max. Reflow OK	Automotive Consumer equipment, Industrial Equipment, Mobile Electronics, Medical equipment [GHTF A/B/C] except for implant equipment,		1.0 ±0.05mm	0.5 ±0.05mm	0.5 ±0.05mm	X5R(EIA)	50Vdc	4700pF	±10%	
GRM155R61H473KE14# <small>In Production</small>	85 °C max. Reflow OK	Automotive Consumer equipment, Industrial Equipment, Mobile Electronics, Medical equipment [GHTF A/B/C] except for implant equipment,		1.0 ±0.05mm	0.5 ±0.05mm	0.5 ±0.05mm	X5R(EIA)	50Vdc	47000pF	±10%	

Automotive





**Attention**

1. This catalog is downloaded from the website of Murata Manufacturing Co., Ltd. Therefore, it's specifications are subject to change or our products in it may be discontinued without advance notice. Please check with our sales representatives or product engineers before ordering.

2. This catalog has only typical specifications because there is no space for detailed specifications. Therefore, please review our product specifications or consult the approval sheet for product specifications before ordering.



# Ceramic Capacitors(SMD)

Part Number	Characteristic	Specific Applications	Appearance	Length	Width	Thickness	Temperature characteristics	Rated Voltage	Capacitance	Tolerance of capacitance	Notes
GRM155R61H474KE11# <small>In Production</small>	85 °C max. Reflow OK	Consumer equipment, Industrial Equipment, Mobile Electronics, Medical equipment [GHTF A/B/C] except for implant equipment,		1.0 ±0.1mm	0.5 ±0.1mm	0.5 ±0.1mm	X5R(EIA)	50Vdc	0.47μF	±10%	Derating1
GRM155R61H474ME11# <small>In Production</small>	85 °C max. Reflow OK	Automotive Consumer equipment, Industrial Equipment, Mobile Electronics, Medical equipment [GHTF A/B/C] except for implant equipment,		1.0 ±0.1mm	0.5 ±0.1mm	0.5 ±0.1mm	X5R(EIA)	50Vdc	0.47μF	±20%	Derating1
GRM155R61H683KE14# <small>In Production</small>	85 °C max. Reflow OK	Automotive Consumer equipment, Industrial Equipment, Mobile Electronics, Medical equipment [GHTF A/B/C] except for implant equipment,		1.0 ±0.05mm	0.5 ±0.05mm	0.5 ±0.05mm	X5R(EIA)	50Vdc	68000pF	±10%	
GRM155R61J224KE01# <small>In Production</small>	85 °C max. Reflow OK	Automotive Consumer equipment, Industrial Equipment, Mobile Electronics, Medical equipment [GHTF A/B/C] except for implant equipment,		1.0 ±0.05mm	0.5 ±0.05mm	0.5 ±0.05mm	X5R(EIA)	63Vdc	0.22μF	±10%	Derating1





Automotive

**Attention**

1. This catalog is downloaded from the website of Murata Manufacturing Co., Ltd. Therefore, it's specifications are subject to change or our products in it may be discontinued without advance notice. Please check with our sales representatives or product engineers before ordering.

2. This catalog has only typical specifications because there is no space for detailed specifications. Therefore, please review our product specifications or consult the approval sheet for product specifications before ordering.

# Ceramic Capacitors(SMD)

Part Number	Characteristic	Specific Applications	Appearance	Length	Width	Thickness	Temperature characteristics	Rated Voltage	Capacitance	Tolerance of capacitance	Notes
GRM155R61J224ME01# <small>In Production</small>	85 °C max. Reflow OK	Consumer equipment, Industrial Equipment, Mobile Electronics, Medical equipment [GHTF A/B/C] except for implant equipment,		1.0 ±0.05mm	0.5 ±0.05mm	0.5 ±0.05mm	X5R(EIA)	63Vdc	0.22μF	±20%	Derating1
GRM155R61J334KE01# <small>In Production</small>	85 °C max. Reflow OK	Automotive Consumer equipment, Industrial Equipment, Mobile Electronics, Medical equipment [GHTF A/B/C] except for implant equipment,		1.0 ±0.1mm	0.5 ±0.1mm	0.5 ±0.1mm	X5R(EIA)	63Vdc	0.33μF	±10%	Derating1
GRM155R61J334ME01# <small>In Production</small>	85 °C max. Reflow OK	Automotive Consumer equipment, Industrial Equipment, Mobile Electronics, Medical equipment [GHTF A/B/C] except for implant equipment,		1.0 ±0.1mm	0.5 ±0.1mm	0.5 ±0.1mm	X5R(EIA)	63Vdc	0.33μF	±20%	Derating1
GRM155R62A104KE14# <small>In Production</small>	85 °C max. Reflow OK	Automotive Consumer equipment, Industrial Equipment, Mobile Electronics, Medical equipment [GHTF A/B/C] except for implant equipment,		1.0 ±0.05mm	0.5 ±0.05mm	0.5 ±0.05mm	X5R(EIA)	100Vdc	0.1μF	±10%	Derating1











Automotive

**Attention**

1. This catalog is downloaded from the website of Murata Manufacturing Co., Ltd. Therefore, it's specifications are subject to change or our products in it may be discontinued without advance notice. Please check with our sales representatives or product engineers before ordering.

2. This catalog has only typical specifications because there is no space for detailed specifications. Therefore, please review our product specifications or consult the approval sheet for product specifications before ordering.

# Ceramic Capacitors(SMD)





Part Number	Characteristic	Specific Applications	Appearance	Length	Width	Thickness	Temperature characteristics	Rated Voltage	Capacitance	Tolerance of capacitance	Notes
GRM155R62A104ME14# <small>In Production</small>	85 °C max. 	Consumer equipment, Industrial Equipment, Mobile Electronics, Medical equipment [GHTF A/B/C] except for implant equipment,		1.0 ±0.05mm	0.5 ±0.05mm	0.5 ±0.05mm	X5R(EIA)	100Vdc	0.1µF	±20%	Derating1
GRM155R6YA105KE11# <small>In Production</small>	85 °C max. 	Automotive Consumer equipment, Industrial Equipment, Mobile Electronics, Medical equipment [GHTF A/B/C] except for implant equipment,		1.0 ±0.1mm	0.5 ±0.1mm	0.5 ±0.1mm	X5R(EIA)	35Vdc	1µF	±10%	Derating1
GRM155R6YA105ME11# <small>In Production</small>	85 °C max. 	Automotive Consumer equipment, Industrial Equipment, Mobile Electronics, Medical equipment [GHTF A/B/C] except for implant equipment,		1.0 ±0.1mm	0.5 ±0.1mm	0.5 ±0.1mm	X5R(EIA)	35Vdc	1µF	±20%	Derating1
GRM155R6YA225KE11# <small>In Production</small>	85 °C max. 	Automotive Mobile Electronics		1.0 ±0.2mm	0.5 ±0.2mm	0.5 ±0.2mm	X5R(EIA)	35Vdc	2.2µF	±10%	Derating1. Only for mobile devices
GRM155R6YA225ME11# <small>In Production</small>	85 °C max. 	Mobile Electronics		1.0 ±0.2mm	0.5 ±0.2mm	0.5 ±0.2mm	X5R(EIA)	35Vdc	2.2µF	±20%	Derating1. Only for mobile devices

**Attention**

1. This catalog is downloaded from the website of Murata Manufacturing Co., Ltd. Therefore, it's specifications are subject to change or our products in it may be discontinued without advance notice. Please check with our sales representatives or product engineers before ordering.

2. This catalog has only typical specifications because there is no space for detailed specifications. Therefore, please review our product specifications or consult the approval sheet for product specifications before ordering.

# Ceramic Capacitors(SMD)

Part Number	Characteristic	Specific Applications	Appearance	Length	Width	Thickness	Temperature characteristics	Rated Voltage	Capacitance	Tolerance of capacitance	Notes
GRM155R70G105KA12# <small>In Production</small>	<div>125°C max.</div> <div>Reflow OK</div>	Consumer equipment, Industrial Equipment, Mobile Electronics, Medical equipment [GHTF A/B/C] except for implant equipment,		1.0 ±0.05mm	0.5 ±0.05mm	0.5 ±0.05mm	X7R(EIA)	4Vdc	1μF	±10%	
GRM155R70G105MA12# <small>In Production</small>	<div>125°C max.</div> <div>Reflow OK</div>	Automotive Consumer equipment, Industrial Equipment, Mobile Electronics, Medical equipment [GHTF A/B/C] except for implant equipment,		1.0 ±0.05mm	0.5 ±0.05mm	0.5 ±0.05mm	X7R(EIA)	4Vdc	1μF	±20%	
GRM155R70J104KA01# <small>In Production</small>	<div>125°C max.</div> <div>Reflow OK</div>	Automotive Consumer equipment, Industrial Equipment, Mobile Electronics, Medical equipment [GHTF A/B/C] except for implant equipment,		1.0 ±0.05mm	0.5 ±0.05mm	0.5 ±0.05mm	X7R(EIA)	6.3Vdc	0.1μF	±10%	
GRM155R70J105KA12# <small>In Production</small>	<div>125°C max.</div> <div>Reflow OK</div>	Automotive Consumer equipment, Industrial Equipment, Mobile Electronics, Medical equipment [GHTF A/B/C] except for implant equipment,		1.0 ±0.05mm	0.5 ±0.05mm	0.5 ±0.05mm	X7R(EIA)	6.3Vdc	1μF	±10%	Derating1









Automotive

**Attention**

1. This catalog is downloaded from the website of Murata Manufacturing Co., Ltd. Therefore, it's specifications are subject to change or our products in it may be discontinued without advance notice. Please check with our sales representatives or product engineers before ordering.

2. This catalog has only typical specifications because there is no space for detailed specifications. Therefore, please review our product specifications or consult the approval sheet for product specifications before ordering.

# Ceramic Capacitors(SMD)









Part Number	Characteristic	Specific Applications	Appearance	Length	Width	Thickness	Temperature characteristics	Rated Voltage	Capacitance	Tolerance of capacitance	Notes
GRM155R70J105MA12# <small>In Production</small>		Consumer equipment, Industrial Equipment, Mobile Electronics, Medical equipment [GHTF A/B/C] except for implant equipment,		1.0 ±0.05mm	0.5 ±0.05mm	0.5 ±0.05mm	X7R(EIA)	6.3Vdc	1μF	±20%	Derating1
GRM155R70J223KA01# <small>In Production</small>		Automotive Consumer equipment, Industrial Equipment, Mobile Electronics, Medical equipment [GHTF A/B/C] except for implant equipment,		1.0 ±0.05mm	0.5 ±0.05mm	0.5 ±0.05mm	X7R(EIA)	6.3Vdc	22000pF	±10%	
GRM155R70J473KA01# <small>In Production</small>		Automotive Consumer equipment, Industrial Equipment, Mobile Electronics, Medical equipment [GHTF A/B/C] except for implant equipment,		1.0 ±0.05mm	0.5 ±0.05mm	0.5 ±0.05mm	X7R(EIA)	6.3Vdc	47000pF	±10%	
GRM155R71A104KA01# <small>In Production</small>		Automotive Consumer equipment, Industrial Equipment, Mobile Electronics, Medical equipment [GHTF A/B/C] except for implant equipment, Automotive		1.0 ±0.05mm	0.5 ±0.05mm	0.5 ±0.05mm	X7R(EIA)	10Vdc	0.1μF	±10%	

**Attention**

1. This catalog is downloaded from the website of Murata Manufacturing Co., Ltd. Therefore, it's specifications are subject to change or our products in it may be discontinued without advance notice. Please check with our sales representatives or product engineers before ordering.

2. This catalog has only typical specifications because there is no space for detailed specifications. Therefore, please review our product specifications or consult the approval sheet for product specifications before ordering.

# Ceramic Capacitors(SMD)









Part Number	Characteristic	Specific Applications	Appearance	Length	Width	Thickness	Temperature characteristics	Rated Voltage	Capacitance	Tolerance of capacitance	Notes
GRM155R71A224KE01# <small>In Production</small>		Consumer equipment, Industrial Equipment,Mobile Electronics,Medical equipment [GHTF A/B/C] except for implant equipment,		1.0 ±0.05mm	0.5 ±0.05mm	0.5 ±0.05mm	X7R(EIA)	10Vdc	0.22μF	±10%	
GRM155R71A224ME01# <small>In Production</small>		Automotive Consumer equipment, Industrial Equipment,Mobile Electronics,Medical equipment [GHTF A/B/C] except for implant equipment,		1.0 ±0.05mm	0.5 ±0.05mm	0.5 ±0.05mm	X7R(EIA)	10Vdc	0.22μF	±20%	
GRM155R71A333KA01# <small>In Production</small>		Automotive Consumer equipment, Industrial Equipment,Mobile Electronics,Medical equipment [GHTF A/B/C] except for implant equipment,		1.0 ±0.05mm	0.5 ±0.05mm	0.5 ±0.05mm	X7R(EIA)	10Vdc	33000pF	±10%	
GRM155R71A473JA01# <small>In Production</small>		Automotive Consumer equipment, Industrial Equipment,Mobile Electronics,Medical equipment [GHTF A/B/C] except for implant equipment, Automotive		1.0 ±0.05mm	0.5 ±0.05mm	0.5 ±0.05mm	X7R(EIA)	10Vdc	47000pF	±5%	

**Attention**

1. This catalog is downloaded from the website of Murata Manufacturing Co., Ltd. Therefore, it's specifications are subject to change or our products in it may be discontinued without advance notice. Please check with our sales representatives or product engineers before ordering.

2. This catalog has only typical specifications because there is no space for detailed specifications. Therefore, please review our product specifications or consult the approval sheet for product specifications before ordering.

# Ceramic Capacitors(SMD)

Part Number	Characteristic	Specific Applications	Appearance	Length	Width	Thickness	Temperature characteristics	Rated Voltage	Capacitance	Tolerance of capacitance	Notes
GRM155R71A473KA01# <small>In Production</small>		Consumer equipment, Industrial Equipment, Mobile Electronics, Medical equipment [GHTF A/B/C] except for implant equipment,		1.0 ±0.05mm	0.5 ±0.05mm	0.5 ±0.05mm	X7R(EIA)	10Vdc	47000pF	±10%	
GRM155R71A473MA01# <small>In Production</small>		Automotive Consumer equipment, Industrial Equipment, Mobile Electronics, Medical equipment [GHTF A/B/C] except for implant equipment,		1.0 ±0.05mm	0.5 ±0.05mm	0.5 ±0.05mm	X7R(EIA)	10Vdc	47000pF	±20%	
GRM155R71A474KE01# <small>In Production</small>		Automotive Consumer equipment, Industrial Equipment, Mobile Electronics, Medical equipment [GHTF A/B/C] except for implant equipment,		1.0 ±0.05mm	0.5 ±0.05mm	0.5 ±0.05mm	X7R(EIA)	10Vdc	0.47μF	±10%	
GRM155R71A474ME01# <small>In Production</small>		Automotive Consumer equipment, Industrial Equipment, Mobile Electronics, Medical equipment [GHTF A/B/C] except for implant equipment,		1.0 ±0.05mm	0.5 ±0.05mm	0.5 ±0.05mm	X7R(EIA)	10Vdc	0.47μF	±20%	









Automotive

**Attention**

1. This catalog is downloaded from the website of Murata Manufacturing Co., Ltd. Therefore, it's specifications are subject to change or our products in it may be discontinued without advance notice. Please check with our sales representatives or product engineers before ordering.

2. This catalog has only typical specifications because there is no space for detailed specifications. Therefore, please review our product specifications or consult the approval sheet for product specifications before ordering.

# Ceramic Capacitors(SMD)

Part Number	Characteristic	Specific Applications	Appearance	Length	Width	Thickness	Temperature characteristics	Rated Voltage	Capacitance	Tolerance of capacitance	Notes
GRM155R71A683KA01# <small>In Production</small>		Consumer equipment, Industrial Equipment, Mobile Electronics, Medical equipment [GHTF A/B/C] except for implant equipment,		1.0 ±0.05mm	0.5 ±0.05mm	0.5 ±0.05mm	X7R(EIA)	10Vdc	68000pF	±10%	
GRM155R71C102KA01# <small>In Production</small>		Automotive Consumer equipment, Industrial Equipment, Mobile Electronics, Medical equipment [GHTF A/B/C] except for implant equipment,		1.0 ±0.05mm	0.5 ±0.05mm	0.5 ±0.05mm	X7R(EIA)	16Vdc	1000pF	±10%	
GRM155R71C103KA01# <small>In Production</small>		Automotive Consumer equipment, Industrial Equipment, Mobile Electronics, Medical equipment [GHTF A/B/C] except for implant equipment,		1.0 ±0.05mm	0.5 ±0.05mm	0.5 ±0.05mm	X7R(EIA)	16Vdc	10000pF	±10%	
GRM155R71C104KA88# <small>In Production</small>		Automotive Consumer equipment, Industrial Equipment, Mobile Electronics, Medical equipment [GHTF A/B/C] except for implant equipment,		1.0 ±0.05mm	0.5 ±0.05mm	0.5 ±0.05mm	X7R(EIA)	16Vdc	0.1μF	±10%	

Automotive





**Attention**

1. This catalog is downloaded from the website of Murata Manufacturing Co., Ltd. Therefore, it's specifications are subject to change or our products in it may be discontinued without advance notice. Please check with our sales representatives or product engineers before ordering.

2. This catalog has only typical specifications because there is no space for detailed specifications. Therefore, please review our product specifications or consult the approval sheet for product specifications before ordering.



# Ceramic Capacitors(SMD)

Part Number	Characteristic	Specific Applications	Appearance	Length	Width	Thickness	Temperature characteristics	Rated Voltage	Capacitance	Tolerance of capacitance	Notes
GRM155R71C153KA01# <small>In Production</small>	<div>125°C max.</div> <div>Reflow OK</div>	Consumer equipment, Industrial Equipment, Mobile Electronics, Medical equipment [GHTF A/B/C] except for implant equipment,		1.0 ±0.05mm	0.5 ±0.05mm	0.5 ±0.05mm	X7R(EIA)	16Vdc	15000pF	±10%	
GRM155R71C154KA12# <small>In Production</small>	<div>125°C max.</div> <div>Reflow OK</div>	Automotive Consumer equipment, Industrial Equipment, Mobile Electronics, Medical equipment [GHTF A/B/C] except for implant equipment,		1.0 ±0.05mm	0.5 ±0.05mm	0.5 ±0.05mm	X7R(EIA)	16Vdc	0.15μF	±10%	
GRM155R71C222KA01# <small>In Production</small>	<div>125°C max.</div> <div>Reflow OK</div>	Automotive Consumer equipment, Industrial Equipment, Mobile Electronics, Medical equipment [GHTF A/B/C] except for implant equipment,		1.0 ±0.05mm	0.5 ±0.05mm	0.5 ±0.05mm	X7R(EIA)	16Vdc	2200pF	±10%	
GRM155R71C223JA01# <small>In Production</small>	<div>125°C max.</div> <div>Reflow OK</div>	Automotive Consumer equipment, Industrial Equipment, Mobile Electronics, Medical equipment [GHTF A/B/C] except for implant equipment,		1.0 ±0.05mm	0.5 ±0.05mm	0.5 ±0.05mm	X7R(EIA)	16Vdc	22000pF	±5%	





Automotive

**Attention**

1. This catalog is downloaded from the website of Murata Manufacturing Co., Ltd. Therefore, it's specifications are subject to change or our products in it may be discontinued without advance notice. Please check with our sales representatives or product engineers before ordering.

2. This catalog has only typical specifications because there is no space for detailed specifications. Therefore, please review our product specifications or consult the approval sheet for product specifications before ordering.

# Ceramic Capacitors(SMD)

Part Number	Characteristic	Specific Applications	Appearance	Length	Width	Thickness	Temperature characteristics	Rated Voltage	Capacitance	Tolerance of capacitance	Notes
GRM155R71C223KA01# <small>In Production</small>	<div>125°C max.</div> <div>Reflow OK</div>	Consumer equipment, Industrial Equipment, Mobile Electronics, Medical equipment [GHTF A/B/C] except for implant equipment,		1.0 ±0.05mm	0.5 ±0.05mm	0.5 ±0.05mm	X7R(EIA)	16Vdc	22000pF	±10%	
GRM155R71C223MA01# <small>In Production</small>	<div>125°C max.</div> <div>Reflow OK</div>	Automotive Consumer equipment, Industrial Equipment, Mobile Electronics, Medical equipment [GHTF A/B/C] except for implant equipment,		1.0 ±0.05mm	0.5 ±0.05mm	0.5 ±0.05mm	X7R(EIA)	16Vdc	22000pF	±20%	
GRM155R71C224KA12# <small>In Production</small>	<div>125°C max.</div> <div>Reflow OK</div>	Automotive Consumer equipment, Industrial Equipment, Mobile Electronics, Medical equipment [GHTF A/B/C] except for implant equipment,		1.0 ±0.05mm	0.5 ±0.05mm	0.5 ±0.05mm	X7R(EIA)	16Vdc	0.22μF	±10%	
GRM155R71C224MA12# <small>In Production</small>	<div>125°C max.</div> <div>Reflow OK</div>	Automotive Consumer equipment, Industrial Equipment, Mobile Electronics, Medical equipment [GHTF A/B/C] except for implant equipment,		1.0 ±0.05mm	0.5 ±0.05mm	0.5 ±0.05mm	X7R(EIA)	16Vdc	0.22μF	±20%	





Automotive

**Attention**

1. This catalog is downloaded from the website of Murata Manufacturing Co., Ltd. Therefore, it's specifications are subject to change or our products in it may be discontinued without advance notice. Please check with our sales representatives or product engineers before ordering.

2. This catalog has only typical specifications because there is no space for detailed specifications. Therefore, please review our product specifications or consult the approval sheet for product specifications before ordering.

# Ceramic Capacitors(SMD)

Part Number	Characteristic	Specific Applications	Appearance	Length	Width	Thickness	Temperature characteristics	Rated Voltage	Capacitance	Tolerance of capacitance	Notes
GRM155R71C333KA01# <small>In Production</small>	<div>125°C max.</div> <div>Reflow OK</div>	Consumer equipment, Industrial Equipment, Mobile Electronics, Medical equipment [GHTF A/B/C] except for implant equipment,		1.0 ±0.05mm	0.5 ±0.05mm	0.5 ±0.05mm	X7R(EIA)	16Vdc	33000pF	±10%	
GRM155R71C472KA01# <small>In Production</small>	<div>125°C max.</div> <div>Reflow OK</div>	Automotive Consumer equipment, Industrial Equipment, Mobile Electronics, Medical equipment [GHTF A/B/C] except for implant equipment,		1.0 ±0.05mm	0.5 ±0.05mm	0.5 ±0.05mm	X7R(EIA)	16Vdc	4700pF	±10%	
GRM155R71C473JA01# <small>In Production</small>	<div>125°C max.</div> <div>Reflow OK</div>	Automotive Consumer equipment, Industrial Equipment, Mobile Electronics, Medical equipment [GHTF A/B/C] except for implant equipment,		1.0 ±0.05mm	0.5 ±0.05mm	0.5 ±0.05mm	X7R(EIA)	16Vdc	47000pF	±5%	
GRM155R71C473KA01# <small>In Production</small>	<div>125°C max.</div> <div>Reflow OK</div>	Automotive Consumer equipment, Industrial Equipment, Mobile Electronics, Medical equipment [GHTF A/B/C] except for implant equipment,		1.0 ±0.05mm	0.5 ±0.05mm	0.5 ±0.05mm	X7R(EIA)	16Vdc	47000pF	±10%	









Automotive

**Attention**

1. This catalog is downloaded from the website of Murata Manufacturing Co., Ltd. Therefore, it's specifications are subject to change or our products in it may be discontinued without advance notice. Please check with our sales representatives or product engineers before ordering.

2. This catalog has only typical specifications because there is no space for detailed specifications. Therefore, please review our product specifications or consult the approval sheet for product specifications before ordering.

# Ceramic Capacitors(SMD)





Part Number	Characteristic	Specific Applications	Appearance	Length	Width	Thickness	Temperature characteristics	Rated Voltage	Capacitance	Tolerance of capacitance	Notes
GRM155R71C473MA01# <small>In Production</small>		Consumer equipment, Industrial Equipment, Mobile Electronics, Medical equipment [GHTF A/B/C] except for implant equipment,		1.0 ±0.05mm	0.5 ±0.05mm	0.5 ±0.05mm	X7R(EIA)	16Vdc	47000pF	±20%	
GRM155R71C683KA88# <small>In Production</small>		Automotive Consumer equipment, Industrial Equipment, Mobile Electronics, Medical equipment [GHTF A/B/C] except for implant equipment,		1.0 ±0.05mm	0.5 ±0.05mm	0.5 ±0.05mm	X7R(EIA)	16Vdc	68000pF	±10%	
GRM155R71E103KA01# <small>In Production</small>		Automotive Consumer equipment, Industrial Equipment, Mobile Electronics, Medical equipment [GHTF A/B/C] except for implant equipment,		1.0 ±0.05mm	0.5 ±0.05mm	0.5 ±0.05mm	X7R(EIA)	25Vdc	10000pF	±10%	
GRM155R71E104KE14# <small>In Production</small>		Automotive Consumer equipment, Industrial Equipment, Mobile Electronics, Medical equipment [GHTF A/B/C] except for implant equipment, Automotive		1.0 ±0.05mm	0.5 ±0.05mm	0.5 ±0.05mm	X7R(EIA)	25Vdc	0.1μF	±10%	

**Attention**

1. This catalog is downloaded from the website of Murata Manufacturing Co., Ltd. Therefore, it's specifications are subject to change or our products in it may be discontinued without advance notice. Please check with our sales representatives or product engineers before ordering.

2. This catalog has only typical specifications because there is no space for detailed specifications. Therefore, please review our product specifications or consult the approval sheet for product specifications before ordering.

# Ceramic Capacitors(SMD)

Part Number	Characteristic	Specific Applications	Appearance	Length	Width	Thickness	Temperature characteristics	Rated Voltage	Capacitance	Tolerance of capacitance	Notes
GRM155R71E104ME14# <small>In Production</small>	<div>125°C max.</div> <div>Reflow OK</div>	Consumer equipment, Industrial Equipment, Mobile Electronics, Medical equipment [GHTF A/B/C] except for implant equipment,		1.0 ±0.05mm	0.5 ±0.05mm	0.5 ±0.05mm	X7R(EIA)	25Vdc	0.1μF	±20%	
GRM155R71E153KA61# <small>In Production</small>	<div>125°C max.</div> <div>Reflow OK</div>	Automotive Consumer equipment, Industrial Equipment, Mobile Electronics, Medical equipment [GHTF A/B/C] except for implant equipment,		1.0 ±0.05mm	0.5 ±0.05mm	0.5 ±0.05mm	X7R(EIA)	25Vdc	15000pF	±10%	
GRM155R71E222KA01# <small>In Production</small>	<div>125°C max.</div> <div>Reflow OK</div>	Automotive Consumer equipment, Industrial Equipment, Mobile Electronics, Medical equipment [GHTF A/B/C] except for implant equipment,		1.0 ±0.05mm	0.5 ±0.05mm	0.5 ±0.05mm	X7R(EIA)	25Vdc	2200pF	±10%	
GRM155R71E223JA61# <small>In Production</small>	<div>125°C max.</div> <div>Reflow OK</div>	Automotive Consumer equipment, Industrial Equipment, Mobile Electronics, Medical equipment [GHTF A/B/C] except for implant equipment,		1.0 ±0.05mm	0.5 ±0.05mm	0.5 ±0.05mm	X7R(EIA)	25Vdc	22000pF	±5%	





Automotive

**Attention**

1. This catalog is downloaded from the website of Murata Manufacturing Co., Ltd. Therefore, it's specifications are subject to change or our products in it may be discontinued without advance notice. Please check with our sales representatives or product engineers before ordering.

2. This catalog has only typical specifications because there is no space for detailed specifications. Therefore, please review our product specifications or consult the approval sheet for product specifications before ordering.

# Ceramic Capacitors(SMD)

Part Number	Characteristic	Specific Applications	Appearance	Length	Width	Thickness	Temperature characteristics	Rated Voltage	Capacitance	Tolerance of capacitance	Notes
GRM155R71E223KA61# <small>In Production</small>	<div>125°C max.</div> <div>Reflow OK</div>	Consumer equipment, Industrial Equipment, Mobile Electronics, Medical equipment [GHTF A/B/C] except for implant equipment,		1.0 ±0.05mm	0.5 ±0.05mm	0.5 ±0.05mm	X7R(EIA)	25Vdc	22000pF	±10%	
GRM155R71E223MA61# <small>In Production</small>	<div>125°C max.</div> <div>Reflow OK</div>	Automotive Consumer equipment, Industrial Equipment, Mobile Electronics, Medical equipment [GHTF A/B/C] except for implant equipment,		1.0 ±0.05mm	0.5 ±0.05mm	0.5 ±0.05mm	X7R(EIA)	25Vdc	22000pF	±20%	
GRM155R71E333KA88# <small>In Production</small>	<div>125°C max.</div> <div>Reflow OK</div>	Automotive Consumer equipment, Industrial Equipment, Mobile Electronics, Medical equipment [GHTF A/B/C] except for implant equipment,		1.0 ±0.05mm	0.5 ±0.05mm	0.5 ±0.05mm	X7R(EIA)	25Vdc	33000pF	±10%	
GRM155R71E472KA01# <small>In Production</small>	<div>125°C max.</div> <div>Reflow OK</div>	Automotive Consumer equipment, Industrial Equipment, Mobile Electronics, Medical equipment [GHTF A/B/C] except for implant equipment,		1.0 ±0.05mm	0.5 ±0.05mm	0.5 ±0.05mm	X7R(EIA)	25Vdc	4700pF	±10%	





Automotive

**Attention**

1. This catalog is downloaded from the website of Murata Manufacturing Co., Ltd. Therefore, it's specifications are subject to change or our products in it may be discontinued without advance notice. Please check with our sales representatives or product engineers before ordering.

2. This catalog has only typical specifications because there is no space for detailed specifications. Therefore, please review our product specifications or consult the approval sheet for product specifications before ordering.

# Ceramic Capacitors(SMD)

Part Number	Characteristic	Specific Applications	Appearance	Length	Width	Thickness	Temperature characteristics	Rated Voltage	Capacitance	Tolerance of capacitance	Notes
GRM155R71E473JA88# <small>In Production</small>	<div>125°C max.</div> <div>Reflow OK</div>	Consumer equipment, Industrial Equipment, Mobile Electronics, Medical equipment [GHTF A/B/C] except for implant equipment,		1.0 ±0.05mm	0.5 ±0.05mm	0.5 ±0.05mm	X7R(EIA)	25Vdc	47000pF	±5%	
GRM155R71E473KA88# <small>In Production</small>	<div>125°C max.</div> <div>Reflow OK</div>	Automotive Consumer equipment, Industrial Equipment, Mobile Electronics, Medical equipment [GHTF A/B/C] except for implant equipment,		1.0 ±0.05mm	0.5 ±0.05mm	0.5 ±0.05mm	X7R(EIA)	25Vdc	47000pF	±10%	
GRM155R71E473MA88# <small>In Production</small>	<div>125°C max.</div> <div>Reflow OK</div>	Automotive Consumer equipment, Industrial Equipment, Mobile Electronics, Medical equipment [GHTF A/B/C] except for implant equipment,		1.0 ±0.05mm	0.5 ±0.05mm	0.5 ±0.05mm	X7R(EIA)	25Vdc	47000pF	±20%	
GRM155R71E682KA01# <small>In Production</small>	<div>125°C max.</div> <div>Reflow OK</div>	Automotive Consumer equipment, Industrial Equipment, Mobile Electronics, Medical equipment [GHTF A/B/C] except for implant equipment,		1.0 ±0.05mm	0.5 ±0.05mm	0.5 ±0.05mm	X7R(EIA)	25Vdc	6800pF	±10%	









Automotive

**Attention**

1. This catalog is downloaded from the website of Murata Manufacturing Co., Ltd. Therefore, it's specifications are subject to change or our products in it may be discontinued without advance notice. Please check with our sales representatives or product engineers before ordering.

2. This catalog has only typical specifications because there is no space for detailed specifications. Therefore, please review our product specifications or consult the approval sheet for product specifications before ordering.

# Ceramic Capacitors(SMD)

Part Number	Characteristic	Specific Applications	Appearance	Length	Width	Thickness	Temperature characteristics	Rated Voltage	Capacitance	Tolerance of capacitance	Notes
GRM155R71E683KE14# <small>In Production</small>		Consumer equipment, Industrial Equipment, Mobile Electronics, Medical equipment [GHTF A/B/C] except for implant equipment,		1.0 ±0.05mm	0.5 ±0.05mm	0.5 ±0.05mm	X7R(EIA)	25Vdc	68000pF	±10%	
GRM155R71H102KA01# <small>In Production</small>		Automotive Consumer equipment, Industrial Equipment, Mobile Electronics, Medical equipment [GHTF A/B/C] except for implant equipment,		1.0 ±0.05mm	0.5 ±0.05mm	0.5 ±0.05mm	X7R(EIA)	50Vdc	1000pF	±10%	
GRM155R71H103JA88# <small>In Production</small>		Automotive Consumer equipment, Industrial Equipment, Mobile Electronics, Medical equipment [GHTF A/B/C] except for implant equipment,		1.0 ±0.05mm	0.5 ±0.05mm	0.5 ±0.05mm	X7R(EIA)	50Vdc	10000pF	±5%	
GRM155R71H103KA88# <small>In Production</small>		Automotive Consumer equipment, Industrial Equipment, Mobile Electronics, Medical equipment [GHTF A/B/C] except for implant equipment,		1.0 ±0.05mm	0.5 ±0.05mm	0.5 ±0.05mm	X7R(EIA)	50Vdc	10000pF	±10%	

Automotive





**Attention**

1. This catalog is downloaded from the website of Murata Manufacturing Co., Ltd. Therefore, it's specifications are subject to change or our products in it may be discontinued without advance notice. Please check with our sales representatives or product engineers before ordering.

2. This catalog has only typical specifications because there is no space for detailed specifications. Therefore, please review our product specifications or consult the approval sheet for product specifications before ordering.



# Ceramic Capacitors(SMD)

Part Number	Characteristic	Specific Applications	Appearance	Length	Width	Thickness	Temperature characteristics	Rated Voltage	Capacitance	Tolerance of capacitance	Notes
GRM155R71H103MA88# <small>In Production</small>	<div>125°C max.</div> <div>Reflow OK</div>	Consumer equipment, Industrial Equipment, Mobile Electronics, Medical equipment [GHTF A/B/C] except for implant equipment,		1.0 ±0.05mm	0.5 ±0.05mm	0.5 ±0.05mm	X7R(EIA)	50Vdc	10000pF	±20%	
GRM155R71H104KE14# <small>In Production</small>	<div>125°C max.</div> <div>Reflow OK</div>	Automotive Consumer equipment, Industrial Equipment, Mobile Electronics, Medical equipment [GHTF A/B/C] except for implant equipment,		1.0 ±0.05mm	0.5 ±0.05mm	0.5 ±0.05mm	X7R(EIA)	50Vdc	0.1μF	±10%	
GRM155R71H104ME14# <small>In Production</small>	<div>125°C max.</div> <div>Reflow OK</div>	Automotive Consumer equipment, Industrial Equipment, Mobile Electronics, Medical equipment [GHTF A/B/C] except for implant equipment,		1.0 ±0.05mm	0.5 ±0.05mm	0.5 ±0.05mm	X7R(EIA)	50Vdc	0.1μF	±20%	
GRM155R71H152KA01# <small>In Production</small>	<div>125°C max.</div> <div>Reflow OK</div>	Automotive Consumer equipment, Industrial Equipment, Mobile Electronics, Medical equipment [GHTF A/B/C] except for implant equipment,		1.0 ±0.05mm	0.5 ±0.05mm	0.5 ±0.05mm	X7R(EIA)	50Vdc	1500pF	±10%	





Automotive

**Attention**

1. This catalog is downloaded from the website of Murata Manufacturing Co., Ltd. Therefore, it's specifications are subject to change or our products in it may be discontinued without advance notice. Please check with our sales representatives or product engineers before ordering.

2. This catalog has only typical specifications because there is no space for detailed specifications. Therefore, please review our product specifications or consult the approval sheet for product specifications before ordering.

# Ceramic Capacitors(SMD)

Part Number	Characteristic	Specific Applications	Appearance	Length	Width	Thickness	Temperature characteristics	Rated Voltage	Capacitance	Tolerance of capacitance	Notes
GRM155R71H153KA12# <small>In Production</small>	<div>125°C max.</div> <div>Reflow OK</div>	Consumer equipment, Industrial Equipment, Mobile Electronics, Medical equipment [GHTF A/B/C] except for implant equipment,		1.0 ±0.05mm	0.5 ±0.05mm	0.5 ±0.05mm	X7R(EIA)	50Vdc	15000pF	±10%	
GRM155R71H221KA01# <small>In Production</small>	<div>125°C max.</div> <div>Reflow OK</div>	Automotive Consumer equipment, Industrial Equipment, Mobile Electronics, Medical equipment [GHTF A/B/C] except for implant equipment,		1.0 ±0.05mm	0.5 ±0.05mm	0.5 ±0.05mm	X7R(EIA)	50Vdc	220pF	±10%	
GRM155R71H222JA01# <small>In Production</small>	<div>125°C max.</div> <div>Reflow OK</div>	Automotive Consumer equipment, Industrial Equipment, Mobile Electronics, Medical equipment [GHTF A/B/C] except for implant equipment,		1.0 ±0.05mm	0.5 ±0.05mm	0.5 ±0.05mm	X7R(EIA)	50Vdc	2200pF	±5%	
GRM155R71H222KA01# <small>In Production</small>	<div>125°C max.</div> <div>Reflow OK</div>	Automotive Consumer equipment, Industrial Equipment, Mobile Electronics, Medical equipment [GHTF A/B/C] except for implant equipment,		1.0 ±0.05mm	0.5 ±0.05mm	0.5 ±0.05mm	X7R(EIA)	50Vdc	2200pF	±10%	









Automotive

**Attention**

1. This catalog is downloaded from the website of Murata Manufacturing Co., Ltd. Therefore, it's specifications are subject to change or our products in it may be discontinued without advance notice. Please check with our sales representatives or product engineers before ordering.

2. This catalog has only typical specifications because there is no space for detailed specifications. Therefore, please review our product specifications or consult the approval sheet for product specifications before ordering.

# Ceramic Capacitors(SMD)

Part Number	Characteristic	Specific Applications	Appearance	Length	Width	Thickness	Temperature characteristics	Rated Voltage	Capacitance	Tolerance of capacitance	Notes
GRM155R71H222MA01# <small>In Production</small>		Consumer equipment, Industrial Equipment, Mobile Electronics, Medical equipment [GHTF A/B/C] except for implant equipment,		1.0 ±0.05mm	0.5 ±0.05mm	0.5 ±0.05mm	X7R(EIA)	50Vdc	2200pF	±20%	
GRM155R71H223JA12# <small>In Production</small>		Automotive Consumer equipment, Industrial Equipment, Mobile Electronics, Medical equipment [GHTF A/B/C] except for implant equipment,		1.0 ±0.05mm	0.5 ±0.05mm	0.5 ±0.05mm	X7R(EIA)	50Vdc	22000pF	±5%	
GRM155R71H223KA12# <small>In Production</small>		Automotive Consumer equipment, Industrial Equipment, Mobile Electronics, Medical equipment [GHTF A/B/C] except for implant equipment,		1.0 ±0.05mm	0.5 ±0.05mm	0.5 ±0.05mm	X7R(EIA)	50Vdc	22000pF	±10%	
GRM155R71H223MA12# <small>In Production</small>		Automotive Consumer equipment, Industrial Equipment, Mobile Electronics, Medical equipment [GHTF A/B/C] except for implant equipment,		1.0 ±0.05mm	0.5 ±0.05mm	0.5 ±0.05mm	X7R(EIA)	50Vdc	22000pF	±20%	





Automotive

**Attention**

1. This catalog is downloaded from the website of Murata Manufacturing Co., Ltd. Therefore, it's specifications are subject to change or our products in it may be discontinued without advance notice. Please check with our sales representatives or product engineers before ordering.

2. This catalog has only typical specifications because there is no space for detailed specifications. Therefore, please review our product specifications or consult the approval sheet for product specifications before ordering.

# Ceramic Capacitors(SMD)

Part Number	Characteristic	Specific Applications	Appearance	Length	Width	Thickness	Temperature characteristics	Rated Voltage	Capacitance	Tolerance of capacitance	Notes
GRM155R71H331KA01# <small>In Production</small>	<div>125°C max.</div> <div>Reflow OK</div>	Consumer equipment, Industrial Equipment, Mobile Electronics, Medical equipment [GHTF A/B/C] except for implant equipment,		1.0 ±0.05mm	0.5 ±0.05mm	0.5 ±0.05mm	X7R(EIA)	50Vdc	330pF	±10%	
GRM155R71H332KA01# <small>In Production</small>	<div>125°C max.</div> <div>Reflow OK</div>	Automotive Consumer equipment, Industrial Equipment, Mobile Electronics, Medical equipment [GHTF A/B/C] except for implant equipment,		1.0 ±0.05mm	0.5 ±0.05mm	0.5 ±0.05mm	X7R(EIA)	50Vdc	3300pF	±10%	
GRM155R71H333KE14# <small>In Production</small>	<div>125°C max.</div> <div>Reflow OK</div>	Automotive Consumer equipment, Industrial Equipment, Mobile Electronics, Medical equipment [GHTF A/B/C] except for implant equipment,		1.0 ±0.05mm	0.5 ±0.05mm	0.5 ±0.05mm	X7R(EIA)	50Vdc	33000pF	±10%	
GRM155R71H471KA01# <small>In Production</small>	<div>125°C max.</div> <div>Reflow OK</div>	Automotive Consumer equipment, Industrial Equipment, Mobile Electronics, Medical equipment [GHTF A/B/C] except for implant equipment,		1.0 ±0.05mm	0.5 ±0.05mm	0.5 ±0.05mm	X7R(EIA)	50Vdc	470pF	±10%	









Automotive

**Attention**

1. This catalog is downloaded from the website of Murata Manufacturing Co., Ltd. Therefore, it's specifications are subject to change or our products in it may be discontinued without advance notice. Please check with our sales representatives or product engineers before ordering.

2. This catalog has only typical specifications because there is no space for detailed specifications. Therefore, please review our product specifications or consult the approval sheet for product specifications before ordering.

# Ceramic Capacitors(SMD)









Part Number	Characteristic	Specific Applications	Appearance	Length	Width	Thickness	Temperature characteristics	Rated Voltage	Capacitance	Tolerance of capacitance	Notes
GRM155R71H472JA01# <small>In Production</small>		Consumer equipment, Industrial Equipment, Mobile Electronics, Medical equipment [GHTF A/B/C] except for implant equipment,		1.0 ±0.05mm	0.5 ±0.05mm	0.5 ±0.05mm	X7R(EIA)	50Vdc	4700pF	±5%	
GRM155R71H472KA01# <small>In Production</small>		Automotive Consumer equipment, Industrial Equipment, Mobile Electronics, Medical equipment [GHTF A/B/C] except for implant equipment,		1.0 ±0.05mm	0.5 ±0.05mm	0.5 ±0.05mm	X7R(EIA)	50Vdc	4700pF	±10%	
GRM155R71H472MA01# <small>In Production</small>		Automotive Consumer equipment, Industrial Equipment, Mobile Electronics, Medical equipment [GHTF A/B/C] except for implant equipment,		1.0 ±0.05mm	0.5 ±0.05mm	0.5 ±0.05mm	X7R(EIA)	50Vdc	4700pF	±20%	
GRM155R71H473KE14# <small>In Production</small>		Automotive Consumer equipment, Industrial Equipment, Mobile Electronics, Medical equipment [GHTF A/B/C] except for implant equipment, Automotive		1.0 ±0.05mm	0.5 ±0.05mm	0.5 ±0.05mm	X7R(EIA)	50Vdc	47000pF	±10%	

**Attention**

1. This catalog is downloaded from the website of Murata Manufacturing Co., Ltd. Therefore, it's specifications are subject to change or our products in it may be discontinued without advance notice. Please check with our sales representatives or product engineers before ordering.

2. This catalog has only typical specifications because there is no space for detailed specifications. Therefore, please review our product specifications or consult the approval sheet for product specifications before ordering.

# Ceramic Capacitors(SMD)

Part Number	Characteristic	Specific Applications	Appearance	Length	Width	Thickness	Temperature characteristics	Rated Voltage	Capacitance	Tolerance of capacitance	Notes
GRM155R71H473ME14# <small>In Production</small>		Consumer equipment, Industrial Equipment, Mobile Electronics, Medical equipment [GHTF A/B/C] except for implant equipment,		1.0 ±0.05mm	0.5 ±0.05mm	0.5 ±0.05mm	X7R(EIA)	50Vdc	47000pF	±20%	
GRM155R71H681KA01# <small>In Production</small>		Automotive Consumer equipment, Industrial Equipment, Mobile Electronics, Medical equipment [GHTF A/B/C] except for implant equipment,		1.0 ±0.05mm	0.5 ±0.05mm	0.5 ±0.05mm	X7R(EIA)	50Vdc	680pF	±10%	
GRM155R71H682KA88# <small>In Production</small>		Automotive Consumer equipment, Industrial Equipment, Mobile Electronics, Medical equipment [GHTF A/B/C] except for implant equipment,		1.0 ±0.05mm	0.5 ±0.05mm	0.5 ±0.05mm	X7R(EIA)	50Vdc	6800pF	±10%	
GRM155R71H683KE14# <small>In Production</small>		Automotive Consumer equipment, Industrial Equipment, Mobile Electronics, Medical equipment [GHTF A/B/C] except for implant equipment,		1.0 ±0.05mm	0.5 ±0.05mm	0.5 ±0.05mm	X7R(EIA)	50Vdc	68000pF	±10%	





Automotive

**Attention**

1. This catalog is downloaded from the website of Murata Manufacturing Co., Ltd. Therefore, it's specifications are subject to change or our products in it may be discontinued without advance notice. Please check with our sales representatives or product engineers before ordering.

2. This catalog has only typical specifications because there is no space for detailed specifications. Therefore, please review our product specifications or consult the approval sheet for product specifications before ordering.

# Ceramic Capacitors(SMD)

Part Number	Characteristic	Specific Applications	Appearance	Length	Width	Thickness	Temperature characteristics	Rated Voltage	Capacitance	Tolerance of capacitance	Notes
GRM155R72A102KA01# <small>In Production</small>	<div>125°C max.</div> <div>Reflow OK</div>	Consumer equipment, Industrial Equipment, Mobile Electronics, Medical equipment [GHTF A/B/C] except for implant equipment,		1.0 ±0.05mm	0.5 ±0.05mm	0.5 ±0.05mm	X7R(EIA)	100Vdc	1000pF	±10%	
GRM155R72A102MA01# <small>In Production</small>	<div>125°C max.</div> <div>Reflow OK</div>	Automotive Consumer equipment, Industrial Equipment, Mobile Electronics, Medical equipment [GHTF A/B/C] except for implant equipment,		1.0 ±0.05mm	0.5 ±0.05mm	0.5 ±0.05mm	X7R(EIA)	100Vdc	1000pF	±20%	
GRM155R72A152KA01# <small>In Production</small>	<div>125°C max.</div> <div>Reflow OK</div>	Automotive Consumer equipment, Industrial Equipment, Mobile Electronics, Medical equipment [GHTF A/B/C] except for implant equipment,		1.0 ±0.05mm	0.5 ±0.05mm	0.5 ±0.05mm	X7R(EIA)	100Vdc	1500pF	±10%	
GRM155R72A221KA01# <small>In Production</small>	<div>125°C max.</div> <div>Reflow OK</div>	Automotive Consumer equipment, Industrial Equipment, Mobile Electronics, Medical equipment [GHTF A/B/C] except for implant equipment,		1.0 ±0.05mm	0.5 ±0.05mm	0.5 ±0.05mm	X7R(EIA)	100Vdc	220pF	±10%	





Automotive

**Attention**

1. This catalog is downloaded from the website of Murata Manufacturing Co., Ltd. Therefore, it's specifications are subject to change or our products in it may be discontinued without advance notice. Please check with our sales representatives or product engineers before ordering.

2. This catalog has only typical specifications because there is no space for detailed specifications. Therefore, please review our product specifications or consult the approval sheet for product specifications before ordering.

# Ceramic Capacitors(SMD)

Part Number	Characteristic	Specific Applications	Appearance	Length	Width	Thickness	Temperature characteristics	Rated Voltage	Capacitance	Tolerance of capacitance	Notes
GRM155R72A221MA01# <small>In Production</small>	<div>125°C max.</div> <div>Reflow OK</div>	Consumer equipment, Industrial Equipment, Mobile Electronics, Medical equipment [GHTF A/B/C] except for implant equipment,		1.0 ±0.05mm	0.5 ±0.05mm	0.5 ±0.05mm	X7R(EIA)	100Vdc	220pF	±20%	
GRM155R72A222KA01# <small>In Production</small>	<div>125°C max.</div> <div>Reflow OK</div>	Automotive Consumer equipment, Industrial Equipment, Mobile Electronics, Medical equipment [GHTF A/B/C] except for implant equipment,		1.0 ±0.05mm	0.5 ±0.05mm	0.5 ±0.05mm	X7R(EIA)	100Vdc	2200pF	±10%	
GRM155R72A222MA01# <small>In Production</small>	<div>125°C max.</div> <div>Reflow OK</div>	Automotive Consumer equipment, Industrial Equipment, Mobile Electronics, Medical equipment [GHTF A/B/C] except for implant equipment,		1.0 ±0.05mm	0.5 ±0.05mm	0.5 ±0.05mm	X7R(EIA)	100Vdc	2200pF	±20%	
GRM155R72A331KA01# <small>In Production</small>	<div>125°C max.</div> <div>Reflow OK</div>	Automotive Consumer equipment, Industrial Equipment, Mobile Electronics, Medical equipment [GHTF A/B/C] except for implant equipment, Automotive		1.0 ±0.05mm	0.5 ±0.05mm	0.5 ±0.05mm	X7R(EIA)	100Vdc	330pF	±10%	









**Attention**

1. This catalog is downloaded from the website of Murata Manufacturing Co., Ltd. Therefore, it's specifications are subject to change or our products in it may be discontinued without advance notice. Please check with our sales representatives or product engineers before ordering.

2. This catalog has only typical specifications because there is no space for detailed specifications. Therefore, please review our product specifications or consult the approval sheet for product specifications before ordering.



# Ceramic Capacitors(SMD)





Part Number	Characteristic	Specific Applications	Appearance	Length	Width	Thickness	Temperature characteristics	Rated Voltage	Capacitance	Tolerance of capacitance	Notes
GRM155R72A332KA01# <small>In Production</small>		Consumer equipment, Industrial Equipment, Mobile Electronics, Medical equipment [GHTF A/B/C] except for implant equipment,		1.0 ±0.05mm	0.5 ±0.05mm	0.5 ±0.05mm	X7R(EIA)	100Vdc	3300pF	±10%	
GRM155R72A471KA01# <small>In Production</small>		Automotive Consumer equipment, Industrial Equipment, Mobile Electronics, Medical equipment [GHTF A/B/C] except for implant equipment,		1.0 ±0.05mm	0.5 ±0.05mm	0.5 ±0.05mm	X7R(EIA)	100Vdc	470pF	±10%	
GRM155R72A471MA01# <small>In Production</small>		Automotive Consumer equipment, Industrial Equipment, Mobile Electronics, Medical equipment [GHTF A/B/C] except for implant equipment,		1.0 ±0.05mm	0.5 ±0.05mm	0.5 ±0.05mm	X7R(EIA)	100Vdc	470pF	±20%	
GRM155R72A472KA01# <small>In Production</small>		Automotive Consumer equipment, Industrial Equipment, Mobile Electronics, Medical equipment [GHTF A/B/C] except for implant equipment, Automotive		1.0 ±0.05mm	0.5 ±0.05mm	0.5 ±0.05mm	X7R(EIA)	100Vdc	4700pF	±10%	

**Attention**

1. This catalog is downloaded from the website of Murata Manufacturing Co., Ltd. Therefore, it's specifications are subject to change or our products in it may be discontinued without advance notice. Please check with our sales representatives or product engineers before ordering.

2. This catalog has only typical specifications because there is no space for detailed specifications. Therefore, please review our product specifications or consult the approval sheet for product specifications before ordering.

# Ceramic Capacitors(SMD)





Part Number	Characteristic	Specific Applications	Appearance	Length	Width	Thickness	Temperature characteristics	Rated Voltage	Capacitance	Tolerance of capacitance	Notes
GRM155R72A472MA01# <small>In Production</small>	<small>125 °C max.</small> <small>Reflow OK</small>	Consumer equipment, Industrial Equipment, Mobile Electronics, Medical equipment [GHTF A/B/C] except for implant equipment,		1.0 ±0.05mm	0.5 ±0.05mm	0.5 ±0.05mm	X7R(EIA)	100Vdc	4700pF	±20%	
GRM155R72A681KA01# <small>In Production</small>	<small>125 °C max.</small> <small>Reflow OK</small>	Automotive Consumer equipment, Industrial Equipment, Mobile Electronics, Medical equipment [GHTF A/B/C] except for implant equipment,		1.0 ±0.05mm	0.5 ±0.05mm	0.5 ±0.05mm	X7R(EIA)	100Vdc	680pF	±10%	
GRM155R11A104JA01# <small>NRND</small>	<small>125 °C max.</small> <small>Reflow OK</small>	Automotive Consumer equipment, Industrial Equipment, Mobile Electronics, Medical equipment [GHTF A/B/C] except for implant equipment,		1.0 ±0.05mm	0.5 ±0.05mm	0.5 ±0.05mm	R(JIS)	10Vdc	0.1μF	±5%	
GRM155R11A104KA01# <small>NRND</small>	<small>125 °C max.</small> <small>Reflow OK</small>	Automotive Consumer equipment, Industrial Equipment, Mobile Electronics, Medical equipment [GHTF A/B/C] except for implant equipment, Automotive		1.0 ±0.05mm	0.5 ±0.05mm	0.5 ±0.05mm	R(JIS)	10Vdc	0.1μF	±10%	

**Attention**

1. This catalog is downloaded from the website of Murata Manufacturing Co., Ltd. Therefore, it's specifications are subject to change or our products in it may be discontinued without advance notice. Please check with our sales representatives or product engineers before ordering.

2. This catalog has only typical specifications because there is no space for detailed specifications. Therefore, please review our product specifications or consult the approval sheet for product specifications before ordering.

# Ceramic Capacitors(SMD)

Part Number	Characteristic	Specific Applications	Appearance	Length	Width	Thickness	Temperature characteristics	Rated Voltage	Capacitance	Tolerance of capacitance	Notes
GRM155R11A104MA01# NRND	125 °C max. Reflow OK	Consumer equipment, Industrial Equipment, Mobile Electronics, Medical equipment [GHTF A/B/C] except for implant equipment,		1.0 ±0.05mm	0.5 ±0.05mm	0.5 ±0.05mm	R(JIS)	10Vdc	0.1µF	±20%	
GRM155R11A273JA01# NRND	125 °C max. Reflow OK	Automotive Consumer equipment, Industrial Equipment, Mobile Electronics, Medical equipment [GHTF A/B/C] except for implant equipment,		1.0 ±0.05mm	0.5 ±0.05mm	0.5 ±0.05mm	R(JIS)	10Vdc	27000pF	±5%	
GRM155R11A273KA01# NRND	125 °C max. Reflow OK	Automotive Consumer equipment, Industrial Equipment, Mobile Electronics, Medical equipment [GHTF A/B/C] except for implant equipment,		1.0 ±0.05mm	0.5 ±0.05mm	0.5 ±0.05mm	R(JIS)	10Vdc	27000pF	±10%	
GRM155R11A273MA01# NRND	125 °C max. Reflow OK	Automotive Consumer equipment, Industrial Equipment, Mobile Electronics, Medical equipment [GHTF A/B/C] except for implant equipment,		1.0 ±0.05mm	0.5 ±0.05mm	0.5 ±0.05mm	R(JIS)	10Vdc	27000pF	±20%	





Automotive

**Attention**

1. This catalog is downloaded from the website of Murata Manufacturing Co., Ltd. Therefore, it's specifications are subject to change or our products in it may be discontinued without advance notice. Please check with our sales representatives or product engineers before ordering.

2. This catalog has only typical specifications because there is no space for detailed specifications. Therefore, please review our product specifications or consult the approval sheet for product specifications before ordering.

# Ceramic Capacitors(SMD)

Part Number	Characteristic	Specific Applications	Appearance	Length	Width	Thickness	Temperature characteristics	Rated Voltage	Capacitance	Tolerance of capacitance	Notes
GRM155R11A333JA01# NRND	125 °C max. Reflow OK	Consumer equipment, Industrial Equipment, Mobile Electronics, Medical equipment [GHTF A/B/C] except for implant equipment,		1.0 ±0.05mm	0.5 ±0.05mm	0.5 ±0.05mm	R(JIS)	10Vdc	33000pF	±5%	
GRM155R11A333KA01# NRND	125 °C max. Reflow OK	Automotive Consumer equipment, Industrial Equipment, Mobile Electronics, Medical equipment [GHTF A/B/C] except for implant equipment,		1.0 ±0.05mm	0.5 ±0.05mm	0.5 ±0.05mm	R(JIS)	10Vdc	33000pF	±10%	
GRM155R11A333MA01# NRND	125 °C max. Reflow OK	Automotive Consumer equipment, Industrial Equipment, Mobile Electronics, Medical equipment [GHTF A/B/C] except for implant equipment,		1.0 ±0.05mm	0.5 ±0.05mm	0.5 ±0.05mm	R(JIS)	10Vdc	33000pF	±20%	
GRM155R11A393JA01# NRND	125 °C max. Reflow OK	Automotive Consumer equipment, Industrial Equipment, Mobile Electronics, Medical equipment [GHTF A/B/C] except for implant equipment,		1.0 ±0.05mm	0.5 ±0.05mm	0.5 ±0.05mm	R(JIS)	10Vdc	39000pF	±5%	





Automotive

**Attention**

1. This catalog is downloaded from the website of Murata Manufacturing Co., Ltd. Therefore, it's specifications are subject to change or our products in it may be discontinued without advance notice. Please check with our sales representatives or product engineers before ordering.

2. This catalog has only typical specifications because there is no space for detailed specifications. Therefore, please review our product specifications or consult the approval sheet for product specifications before ordering.

# Ceramic Capacitors(SMD)

Part Number	Characteristic	Specific Applications	Appearance	Length	Width	Thickness	Temperature characteristics	Rated Voltage	Capacitance	Tolerance of capacitance	Notes
GRM155R11A393KA01# NRND	125°C max. Reflow OK	Consumer equipment, Industrial Equipment, Mobile Electronics, Medical equipment [GHTF A/B/C] except for implant equipment,		1.0 ±0.05mm	0.5 ±0.05mm	0.5 ±0.05mm	R(JIS)	10Vdc	39000pF	±10%	
GRM155R11A393MA01# NRND	125°C max. Reflow OK	Automotive Consumer equipment, Industrial Equipment, Mobile Electronics, Medical equipment [GHTF A/B/C] except for implant equipment,		1.0 ±0.05mm	0.5 ±0.05mm	0.5 ±0.05mm	R(JIS)	10Vdc	39000pF	±20%	
GRM155R11A563JA01# NRND	125°C max. Reflow OK	Automotive Consumer equipment, Industrial Equipment, Mobile Electronics, Medical equipment [GHTF A/B/C] except for implant equipment,		1.0 ±0.05mm	0.5 ±0.05mm	0.5 ±0.05mm	R(JIS)	10Vdc	56000pF	±5%	
GRM155R11A563KA01# NRND	125°C max. Reflow OK	Automotive Consumer equipment, Industrial Equipment, Mobile Electronics, Medical equipment [GHTF A/B/C] except for implant equipment,		1.0 ±0.05mm	0.5 ±0.05mm	0.5 ±0.05mm	R(JIS)	10Vdc	56000pF	±10%	





Automotive

**Attention**

1. This catalog is downloaded from the website of Murata Manufacturing Co., Ltd. Therefore, it's specifications are subject to change or our products in it may be discontinued without advance notice. Please check with our sales representatives or product engineers before ordering.

2. This catalog has only typical specifications because there is no space for detailed specifications. Therefore, please review our product specifications or consult the approval sheet for product specifications before ordering.

# Ceramic Capacitors(SMD)

Part Number	Characteristic	Specific Applications	Appearance	Length	Width	Thickness	Temperature characteristics	Rated Voltage	Capacitance	Tolerance of capacitance	Notes
GRM155R11A563MA01# NRND	125°C max. Reflow OK	Consumer equipment, Industrial Equipment, Mobile Electronics, Medical equipment [GHTF A/B/C] except for implant equipment,		1.0 ±0.05mm	0.5 ±0.05mm	0.5 ±0.05mm	R(JIS)	10Vdc	56000pF	±20%	
GRM155R11A683JA01# NRND	125°C max. Reflow OK	Automotive Consumer equipment, Industrial Equipment, Mobile Electronics, Medical equipment [GHTF A/B/C] except for implant equipment,		1.0 ±0.05mm	0.5 ±0.05mm	0.5 ±0.05mm	R(JIS)	10Vdc	68000pF	±5%	
GRM155R11A683KA01# NRND	125°C max. Reflow OK	Automotive Consumer equipment, Industrial Equipment, Mobile Electronics, Medical equipment [GHTF A/B/C] except for implant equipment,		1.0 ±0.05mm	0.5 ±0.05mm	0.5 ±0.05mm	R(JIS)	10Vdc	68000pF	±10%	
GRM155R11A683MA01# NRND	125°C max. Reflow OK	Automotive Consumer equipment, Industrial Equipment, Mobile Electronics, Medical equipment [GHTF A/B/C] except for implant equipment,		1.0 ±0.05mm	0.5 ±0.05mm	0.5 ±0.05mm	R(JIS)	10Vdc	68000pF	±20%	





Automotive

**Attention**

1. This catalog is downloaded from the website of Murata Manufacturing Co., Ltd. Therefore, it's specifications are subject to change or our products in it may be discontinued without advance notice. Please check with our sales representatives or product engineers before ordering.

2. This catalog has only typical specifications because there is no space for detailed specifications. Therefore, please review our product specifications or consult the approval sheet for product specifications before ordering.

# Ceramic Capacitors(SMD)





Part Number	Characteristic	Specific Applications	Appearance	Length	Width	Thickness	Temperature characteristics	Rated Voltage	Capacitance	Tolerance of capacitance	Notes
GRM155R11A823JA01# NRND	125 °C max. Reflow OK	Consumer equipment, Industrial Equipment, Mobile Electronics, Medical equipment [GHTF A/B/C] except for implant equipment,		1.0 ±0.05mm	0.5 ±0.05mm	0.5 ±0.05mm	R(JIS)	10Vdc	82000pF	±5%	
GRM155R11A823KA01# NRND	125 °C max. Reflow OK	Automotive Consumer equipment, Industrial Equipment, Mobile Electronics, Medical equipment [GHTF A/B/C] except for implant equipment,		1.0 ±0.05mm	0.5 ±0.05mm	0.5 ±0.05mm	R(JIS)	10Vdc	82000pF	±10%	
GRM155R11A823MA01# NRND	125 °C max. Reflow OK	Automotive Consumer equipment, Industrial Equipment, Mobile Electronics, Medical equipment [GHTF A/B/C] except for implant equipment,		1.0 ±0.05mm	0.5 ±0.05mm	0.5 ±0.05mm	R(JIS)	10Vdc	82000pF	±20%	
GRM155R11C103JA01# NRND	125 °C max. Reflow OK	Automotive Consumer equipment, Industrial Equipment, Mobile Electronics, Medical equipment [GHTF A/B/C] except for implant equipment, Automotive		1.0 ±0.05mm	0.5 ±0.05mm	0.5 ±0.05mm	R(JIS)	16Vdc	10000pF	±5%	

**Attention**

1. This catalog is downloaded from the website of Murata Manufacturing Co., Ltd. Therefore, it's specifications are subject to change or our products in it may be discontinued without advance notice. Please check with our sales representatives or product engineers before ordering.

2. This catalog has only typical specifications because there is no space for detailed specifications. Therefore, please review our product specifications or consult the approval sheet for product specifications before ordering.

# Ceramic Capacitors(SMD)

Part Number	Characteristic	Specific Applications	Appearance	Length	Width	Thickness	Temperature characteristics	Rated Voltage	Capacitance	Tolerance of capacitance	Notes
GRM155R11C103KA01# NRND	125°C max. Reflow OK	Consumer equipment, Industrial Equipment, Mobile Electronics, Medical equipment [GHTF A/B/C] except for implant equipment,		1.0 ±0.05mm	0.5 ±0.05mm	0.5 ±0.05mm	R(JIS)	16Vdc	10000pF	±10%	
GRM155R11C103MA01# NRND	125°C max. Reflow OK	Automotive Consumer equipment, Industrial Equipment, Mobile Electronics, Medical equipment [GHTF A/B/C] except for implant equipment,		1.0 ±0.05mm	0.5 ±0.05mm	0.5 ±0.05mm	R(JIS)	16Vdc	10000pF	±20%	
GRM155R11C104JA88# NRND	125°C max. Reflow OK	Automotive Consumer equipment, Industrial Equipment, Mobile Electronics, Medical equipment [GHTF A/B/C] except for implant equipment,		1.0 ±0.05mm	0.5 ±0.05mm	0.5 ±0.05mm	R(JIS)	16Vdc	0.1μF	±5%	
GRM155R11C104KA88# NRND	125°C max. Reflow OK	Automotive Consumer equipment, Industrial Equipment, Mobile Electronics, Medical equipment [GHTF A/B/C] except for implant equipment,		1.0 ±0.05mm	0.5 ±0.05mm	0.5 ±0.05mm	R(JIS)	16Vdc	0.1μF	±10%	

Automotive





**Attention**

1. This catalog is downloaded from the website of Murata Manufacturing Co., Ltd. Therefore, it's specifications are subject to change or our products in it may be discontinued without advance notice. Please check with our sales representatives or product engineers before ordering.

2. This catalog has only typical specifications because there is no space for detailed specifications. Therefore, please review our product specifications or consult the approval sheet for product specifications before ordering.



# Ceramic Capacitors(SMD)

Part Number	Characteristic	Specific Applications	Appearance	Length	Width	Thickness	Temperature characteristics	Rated Voltage	Capacitance	Tolerance of capacitance	Notes
GRM155R11C104MA88# NRND	125°C max. Reflow OK	Consumer equipment, Industrial Equipment, Mobile Electronics, Medical equipment [GHTF A/B/C] except for implant equipment,		1.0 ±0.05mm	0.5 ±0.05mm	0.5 ±0.05mm	R(JIS)	16Vdc	0.1μF	±20%	
GRM155R11C123JA01# NRND	125°C max. Reflow OK	Automotive Consumer equipment, Industrial Equipment, Mobile Electronics, Medical equipment [GHTF A/B/C] except for implant equipment,		1.0 ±0.05mm	0.5 ±0.05mm	0.5 ±0.05mm	R(JIS)	16Vdc	12000pF	±5%	
GRM155R11C123KA01# NRND	125°C max. Reflow OK	Automotive Consumer equipment, Industrial Equipment, Mobile Electronics, Medical equipment [GHTF A/B/C] except for implant equipment,		1.0 ±0.05mm	0.5 ±0.05mm	0.5 ±0.05mm	R(JIS)	16Vdc	12000pF	±10%	
GRM155R11C123MA01# NRND	125°C max. Reflow OK	Automotive Consumer equipment, Industrial Equipment, Mobile Electronics, Medical equipment [GHTF A/B/C] except for implant equipment,		1.0 ±0.05mm	0.5 ±0.05mm	0.5 ±0.05mm	R(JIS)	16Vdc	12000pF	±20%	





Automotive

**Attention**

1. This catalog is downloaded from the website of Murata Manufacturing Co., Ltd. Therefore, it's specifications are subject to change or our products in it may be discontinued without advance notice. Please check with our sales representatives or product engineers before ordering.

2. This catalog has only typical specifications because there is no space for detailed specifications. Therefore, please review our product specifications or consult the approval sheet for product specifications before ordering.

# Ceramic Capacitors(SMD)

Part Number	Characteristic	Specific Applications	Appearance	Length	Width	Thickness	Temperature characteristics	Rated Voltage	Capacitance	Tolerance of capacitance	Notes
GRM155R11C153JA01# NRND	125 °C max. Reflow OK	Consumer equipment, Industrial Equipment, Mobile Electronics, Medical equipment [GHTF A/B/C] except for implant equipment,		1.0 ±0.05mm	0.5 ±0.05mm	0.5 ±0.05mm	R(JIS)	16Vdc	15000pF	±5%	
GRM155R11C153KA01# NRND	125 °C max. Reflow OK	Automotive Consumer equipment, Industrial Equipment, Mobile Electronics, Medical equipment [GHTF A/B/C] except for implant equipment,		1.0 ±0.05mm	0.5 ±0.05mm	0.5 ±0.05mm	R(JIS)	16Vdc	15000pF	±10%	
GRM155R11C153MA01# NRND	125 °C max. Reflow OK	Automotive Consumer equipment, Industrial Equipment, Mobile Electronics, Medical equipment [GHTF A/B/C] except for implant equipment,		1.0 ±0.05mm	0.5 ±0.05mm	0.5 ±0.05mm	R(JIS)	16Vdc	15000pF	±20%	
GRM155R11C183JA01# NRND	125 °C max. Reflow OK	Automotive Consumer equipment, Industrial Equipment, Mobile Electronics, Medical equipment [GHTF A/B/C] except for implant equipment,		1.0 ±0.05mm	0.5 ±0.05mm	0.5 ±0.05mm	R(JIS)	16Vdc	18000pF	±5%	





Automotive

**Attention**

1. This catalog is downloaded from the website of Murata Manufacturing Co., Ltd. Therefore, it's specifications are subject to change or our products in it may be discontinued without advance notice. Please check with our sales representatives or product engineers before ordering.

2. This catalog has only typical specifications because there is no space for detailed specifications. Therefore, please review our product specifications or consult the approval sheet for product specifications before ordering.

# Ceramic Capacitors(SMD)

Part Number	Characteristic	Specific Applications	Appearance	Length	Width	Thickness	Temperature characteristics	Rated Voltage	Capacitance	Tolerance of capacitance	Notes
GRM155R11C183KA01# NRND	125°C max. Reflow OK	Consumer equipment, Industrial Equipment, Mobile Electronics, Medical equipment [GHTF A/B/C] except for implant equipment,		1.0 ±0.05mm	0.5 ±0.05mm	0.5 ±0.05mm	R(JIS)	16Vdc	18000pF	±10%	
GRM155R11C183MA01# NRND	125°C max. Reflow OK	Automotive Consumer equipment, Industrial Equipment, Mobile Electronics, Medical equipment [GHTF A/B/C] except for implant equipment,		1.0 ±0.05mm	0.5 ±0.05mm	0.5 ±0.05mm	R(JIS)	16Vdc	18000pF	±20%	
GRM155R11C273JA01# NRND	125°C max. Reflow OK	Automotive Consumer equipment, Industrial Equipment, Mobile Electronics, Medical equipment [GHTF A/B/C] except for implant equipment,		1.0 ±0.05mm	0.5 ±0.05mm	0.5 ±0.05mm	R(JIS)	16Vdc	27000pF	±5%	
GRM155R11C273KA01# NRND	125°C max. Reflow OK	Automotive Consumer equipment, Industrial Equipment, Mobile Electronics, Medical equipment [GHTF A/B/C] except for implant equipment,		1.0 ±0.05mm	0.5 ±0.05mm	0.5 ±0.05mm	R(JIS)	16Vdc	27000pF	±10%	





Automotive

**Attention**

1. This catalog is downloaded from the website of Murata Manufacturing Co., Ltd. Therefore, it's specifications are subject to change or our products in it may be discontinued without advance notice. Please check with our sales representatives or product engineers before ordering.

2. This catalog has only typical specifications because there is no space for detailed specifications. Therefore, please review our product specifications or consult the approval sheet for product specifications before ordering.

# Ceramic Capacitors(SMD)

Part Number	Characteristic	Specific Applications	Appearance	Length	Width	Thickness	Temperature characteristics	Rated Voltage	Capacitance	Tolerance of capacitance	Notes
GRM155R11C273MA01# NRND	125°C max. Reflow OK	Consumer equipment, Industrial Equipment, Mobile Electronics, Medical equipment [GHTF A/B/C] except for implant equipment,		1.0 ±0.05mm	0.5 ±0.05mm	0.5 ±0.05mm	R(JIS)	16Vdc	27000pF	±20%	
GRM155R11C333JA01# NRND	125°C max. Reflow OK	Automotive Consumer equipment, Industrial Equipment, Mobile Electronics, Medical equipment [GHTF A/B/C] except for implant equipment,		1.0 ±0.05mm	0.5 ±0.05mm	0.5 ±0.05mm	R(JIS)	16Vdc	33000pF	±5%	
GRM155R11C333KA01# NRND	125°C max. Reflow OK	Automotive Consumer equipment, Industrial Equipment, Mobile Electronics, Medical equipment [GHTF A/B/C] except for implant equipment,		1.0 ±0.05mm	0.5 ±0.05mm	0.5 ±0.05mm	R(JIS)	16Vdc	33000pF	±10%	
GRM155R11C333MA01# NRND	125°C max. Reflow OK	Automotive Consumer equipment, Industrial Equipment, Mobile Electronics, Medical equipment [GHTF A/B/C] except for implant equipment,		1.0 ±0.05mm	0.5 ±0.05mm	0.5 ±0.05mm	R(JIS)	16Vdc	33000pF	±20%	





Automotive

**Attention**

1. This catalog is downloaded from the website of Murata Manufacturing Co., Ltd. Therefore, it's specifications are subject to change or our products in it may be discontinued without advance notice. Please check with our sales representatives or product engineers before ordering.

2. This catalog has only typical specifications because there is no space for detailed specifications. Therefore, please review our product specifications or consult the approval sheet for product specifications before ordering.

# Ceramic Capacitors(SMD)

Part Number	Characteristic	Specific Applications	Appearance	Length	Width	Thickness	Temperature characteristics	Rated Voltage	Capacitance	Tolerance of capacitance	Notes
GRM155R11C393JA01# NRND	125 °C max. Reflow OK	Consumer equipment, Industrial Equipment, Mobile Electronics, Medical equipment [GHTF A/B/C] except for implant equipment,		1.0 ±0.05mm	0.5 ±0.05mm	0.5 ±0.05mm	R(JIS)	16Vdc	39000pF	±5%	
GRM155R11C393KA01# NRND	125 °C max. Reflow OK	Automotive Consumer equipment, Industrial Equipment, Mobile Electronics, Medical equipment [GHTF A/B/C] except for implant equipment,		1.0 ±0.05mm	0.5 ±0.05mm	0.5 ±0.05mm	R(JIS)	16Vdc	39000pF	±10%	
GRM155R11C393MA01# NRND	125 °C max. Reflow OK	Automotive Consumer equipment, Industrial Equipment, Mobile Electronics, Medical equipment [GHTF A/B/C] except for implant equipment,		1.0 ±0.05mm	0.5 ±0.05mm	0.5 ±0.05mm	R(JIS)	16Vdc	39000pF	±20%	
GRM155R11C563JA88# NRND	125 °C max. Reflow OK	Automotive Consumer equipment, Industrial Equipment, Mobile Electronics, Medical equipment [GHTF A/B/C] except for implant equipment,		1.0 ±0.05mm	0.5 ±0.05mm	0.5 ±0.05mm	R(JIS)	16Vdc	56000pF	±5%	





Automotive

**Attention**

1. This catalog is downloaded from the website of Murata Manufacturing Co., Ltd. Therefore, it's specifications are subject to change or our products in it may be discontinued without advance notice. Please check with our sales representatives or product engineers before ordering.

2. This catalog has only typical specifications because there is no space for detailed specifications. Therefore, please review our product specifications or consult the approval sheet for product specifications before ordering.

# Ceramic Capacitors(SMD)

Part Number	Characteristic	Specific Applications	Appearance	Length	Width	Thickness	Temperature characteristics	Rated Voltage	Capacitance	Tolerance of capacitance	Notes
GRM155R11C563KA88# NRND	125 °C max. Reflow OK	Consumer equipment, Industrial Equipment, Mobile Electronics, Medical equipment [GHTF A/B/C] except for implant equipment,		1.0 ±0.05mm	0.5 ±0.05mm	0.5 ±0.05mm	R(JIS)	16Vdc	56000pF	±10%	
GRM155R11C563MA88# NRND	125 °C max. Reflow OK	Automotive Consumer equipment, Industrial Equipment, Mobile Electronics, Medical equipment [GHTF A/B/C] except for implant equipment,		1.0 ±0.05mm	0.5 ±0.05mm	0.5 ±0.05mm	R(JIS)	16Vdc	56000pF	±20%	
GRM155R11C683JA88# NRND	125 °C max. Reflow OK	Automotive Consumer equipment, Industrial Equipment, Mobile Electronics, Medical equipment [GHTF A/B/C] except for implant equipment,		1.0 ±0.05mm	0.5 ±0.05mm	0.5 ±0.05mm	R(JIS)	16Vdc	68000pF	±5%	
GRM155R11C683KA88# NRND	125 °C max. Reflow OK	Automotive Consumer equipment, Industrial Equipment, Mobile Electronics, Medical equipment [GHTF A/B/C] except for implant equipment,		1.0 ±0.05mm	0.5 ±0.05mm	0.5 ±0.05mm	R(JIS)	16Vdc	68000pF	±10%	





Automotive

**Attention**

1. This catalog is downloaded from the website of Murata Manufacturing Co., Ltd. Therefore, it's specifications are subject to change or our products in it may be discontinued without advance notice. Please check with our sales representatives or product engineers before ordering.

2. This catalog has only typical specifications because there is no space for detailed specifications. Therefore, please review our product specifications or consult the approval sheet for product specifications before ordering.

# Ceramic Capacitors(SMD)

Part Number	Characteristic	Specific Applications	Appearance	Length	Width	Thickness	Temperature characteristics	Rated Voltage	Capacitance	Tolerance of capacitance	Notes
GRM155R11C683MA88# NRND	125 °C max. Reflow OK	Consumer equipment, Industrial Equipment, Mobile Electronics, Medical equipment [GHTF A/B/C] except for implant equipment,		1.0 ±0.05mm	0.5 ±0.05mm	0.5 ±0.05mm	R(JIS)	16Vdc	68000pF	±20%	
GRM155R11C822JA01# NRND	125 °C max. Reflow OK	Automotive Consumer equipment, Industrial Equipment, Mobile Electronics, Medical equipment [GHTF A/B/C] except for implant equipment,		1.0 ±0.05mm	0.5 ±0.05mm	0.5 ±0.05mm	R(JIS)	16Vdc	8200pF	±5%	
GRM155R11C822KA01# NRND	125 °C max. Reflow OK	Automotive Consumer equipment, Industrial Equipment, Mobile Electronics, Medical equipment [GHTF A/B/C] except for implant equipment,		1.0 ±0.05mm	0.5 ±0.05mm	0.5 ±0.05mm	R(JIS)	16Vdc	8200pF	±10%	
GRM155R11C822MA01# NRND	125 °C max. Reflow OK	Automotive Consumer equipment, Industrial Equipment, Mobile Electronics, Medical equipment [GHTF A/B/C] except for implant equipment,		1.0 ±0.05mm	0.5 ±0.05mm	0.5 ±0.05mm	R(JIS)	16Vdc	8200pF	±20%	





Automotive

**Attention**

1. This catalog is downloaded from the website of Murata Manufacturing Co., Ltd. Therefore, it's specifications are subject to change or our products in it may be discontinued without advance notice. Please check with our sales representatives or product engineers before ordering.

2. This catalog has only typical specifications because there is no space for detailed specifications. Therefore, please review our product specifications or consult the approval sheet for product specifications before ordering.

# Ceramic Capacitors(SMD)

Part Number	Characteristic	Specific Applications	Appearance	Length	Width	Thickness	Temperature characteristics	Rated Voltage	Capacitance	Tolerance of capacitance	Notes
GRM155R11C823JA88# NRND	125°C max. Reflow OK	Consumer equipment, Industrial Equipment, Mobile Electronics, Medical equipment [GHTF A/B/C] except for implant equipment,		1.0 ±0.05mm	0.5 ±0.05mm	0.5 ±0.05mm	R(JIS)	16Vdc	82000pF	±5%	
GRM155R11C823KA88# NRND	125°C max. Reflow OK	Automotive Consumer equipment, Industrial Equipment, Mobile Electronics, Medical equipment [GHTF A/B/C] except for implant equipment,		1.0 ±0.05mm	0.5 ±0.05mm	0.5 ±0.05mm	R(JIS)	16Vdc	82000pF	±10%	
GRM155R11C823MA88# NRND	125°C max. Reflow OK	Automotive Consumer equipment, Industrial Equipment, Mobile Electronics, Medical equipment [GHTF A/B/C] except for implant equipment,		1.0 ±0.05mm	0.5 ±0.05mm	0.5 ±0.05mm	R(JIS)	16Vdc	82000pF	±20%	
GRM155R11E103JA01# NRND	125°C max. Reflow OK	Automotive Consumer equipment, Industrial Equipment, Mobile Electronics, Medical equipment [GHTF A/B/C] except for implant equipment,		1.0 ±0.05mm	0.5 ±0.05mm	0.5 ±0.05mm	R(JIS)	25Vdc	10000pF	±5%	

Automotive





**Attention**

1. This catalog is downloaded from the website of Murata Manufacturing Co., Ltd. Therefore, it's specifications are subject to change or our products in it may be discontinued without advance notice. Please check with our sales representatives or product engineers before ordering.

2. This catalog has only typical specifications because there is no space for detailed specifications. Therefore, please review our product specifications or consult the approval sheet for product specifications before ordering.



# Ceramic Capacitors(SMD)

Part Number	Characteristic	Specific Applications	Appearance	Length	Width	Thickness	Temperature characteristics	Rated Voltage	Capacitance	Tolerance of capacitance	Notes
GRM155R11E103KA01# NRND	125°C max. Reflow OK	Consumer equipment, Industrial Equipment, Mobile Electronics, Medical equipment [GHTF A/B/C] except for implant equipment,		1.0 ±0.05mm	0.5 ±0.05mm	0.5 ±0.05mm	R(JIS)	25Vdc	10000pF	±10%	
GRM155R11E103MA01# NRND	125°C max. Reflow OK	Automotive Consumer equipment, Industrial Equipment, Mobile Electronics, Medical equipment [GHTF A/B/C] except for implant equipment,		1.0 ±0.05mm	0.5 ±0.05mm	0.5 ±0.05mm	R(JIS)	25Vdc	10000pF	±20%	
GRM155R11E123JA61# NRND	125°C max. Reflow OK	Automotive Consumer equipment, Industrial Equipment, Mobile Electronics, Medical equipment [GHTF A/B/C] except for implant equipment,		1.0 ±0.05mm	0.5 ±0.05mm	0.5 ±0.05mm	R(JIS)	25Vdc	12000pF	±5%	
GRM155R11E123KA61# NRND	125°C max. Reflow OK	Automotive Consumer equipment, Industrial Equipment, Mobile Electronics, Medical equipment [GHTF A/B/C] except for implant equipment,		1.0 ±0.05mm	0.5 ±0.05mm	0.5 ±0.05mm	R(JIS)	25Vdc	12000pF	±10%	





Automotive

**Attention**

1. This catalog is downloaded from the website of Murata Manufacturing Co., Ltd. Therefore, it's specifications are subject to change or our products in it may be discontinued without advance notice. Please check with our sales representatives or product engineers before ordering.

2. This catalog has only typical specifications because there is no space for detailed specifications. Therefore, please review our product specifications or consult the approval sheet for product specifications before ordering.

# Ceramic Capacitors(SMD)

Part Number	Characteristic	Specific Applications	Appearance	Length	Width	Thickness	Temperature characteristics	Rated Voltage	Capacitance	Tolerance of capacitance	Notes
GRM155R11E123MA61# NRND	125 °C max. Reflow OK	Consumer equipment, Industrial Equipment, Mobile Electronics, Medical equipment [GHTF A/B/C] except for implant equipment,		1.0 ±0.05mm	0.5 ±0.05mm	0.5 ±0.05mm	R(JIS)	25Vdc	12000pF	±20%	
GRM155R11E153JA61# NRND	125 °C max. Reflow OK	Automotive Consumer equipment, Industrial Equipment, Mobile Electronics, Medical equipment [GHTF A/B/C] except for implant equipment,		1.0 ±0.05mm	0.5 ±0.05mm	0.5 ±0.05mm	R(JIS)	25Vdc	15000pF	±5%	
GRM155R11E153KA61# NRND	125 °C max. Reflow OK	Automotive Consumer equipment, Industrial Equipment, Mobile Electronics, Medical equipment [GHTF A/B/C] except for implant equipment,		1.0 ±0.05mm	0.5 ±0.05mm	0.5 ±0.05mm	R(JIS)	25Vdc	15000pF	±10%	
GRM155R11E153MA61# NRND	125 °C max. Reflow OK	Automotive Consumer equipment, Industrial Equipment, Mobile Electronics, Medical equipment [GHTF A/B/C] except for implant equipment,		1.0 ±0.05mm	0.5 ±0.05mm	0.5 ±0.05mm	R(JIS)	25Vdc	15000pF	±20%	





Automotive

**Attention**

1. This catalog is downloaded from the website of Murata Manufacturing Co., Ltd. Therefore, it's specifications are subject to change or our products in it may be discontinued without advance notice. Please check with our sales representatives or product engineers before ordering.

2. This catalog has only typical specifications because there is no space for detailed specifications. Therefore, please review our product specifications or consult the approval sheet for product specifications before ordering.

# Ceramic Capacitors(SMD)

Part Number	Characteristic	Specific Applications	Appearance	Length	Width	Thickness	Temperature characteristics	Rated Voltage	Capacitance	Tolerance of capacitance	Notes
GRM155R11E183JA61# NRND	125 °C max. Reflow OK	Consumer equipment, Industrial Equipment, Mobile Electronics, Medical equipment [GHTF A/B/C] except for implant equipment,		1.0 ±0.05mm	0.5 ±0.05mm	0.5 ±0.05mm	R(JIS)	25Vdc	18000pF	±5%	
GRM155R11E183KA61# NRND	125 °C max. Reflow OK	Automotive Consumer equipment, Industrial Equipment, Mobile Electronics, Medical equipment [GHTF A/B/C] except for implant equipment,		1.0 ±0.05mm	0.5 ±0.05mm	0.5 ±0.05mm	R(JIS)	25Vdc	18000pF	±10%	
GRM155R11E183MA61# NRND	125 °C max. Reflow OK	Automotive Consumer equipment, Industrial Equipment, Mobile Electronics, Medical equipment [GHTF A/B/C] except for implant equipment,		1.0 ±0.05mm	0.5 ±0.05mm	0.5 ±0.05mm	R(JIS)	25Vdc	18000pF	±20%	
GRM155R11E223JA61# NRND	125 °C max. Reflow OK	Automotive Consumer equipment, Industrial Equipment, Mobile Electronics, Medical equipment [GHTF A/B/C] except for implant equipment,		1.0 ±0.05mm	0.5 ±0.05mm	0.5 ±0.05mm	R(JIS)	25Vdc	22000pF	±5%	





Automotive

**Attention**

1. This catalog is downloaded from the website of Murata Manufacturing Co., Ltd. Therefore, it's specifications are subject to change or our products in it may be discontinued without advance notice. Please check with our sales representatives or product engineers before ordering.

2. This catalog has only typical specifications because there is no space for detailed specifications. Therefore, please review our product specifications or consult the approval sheet for product specifications before ordering.

# Ceramic Capacitors(SMD)

Part Number	Characteristic	Specific Applications	Appearance	Length	Width	Thickness	Temperature characteristics	Rated Voltage	Capacitance	Tolerance of capacitance	Notes
GRM155R11E223KA61# NRND	125 °C max. Reflow OK	Consumer equipment, Industrial Equipment, Mobile Electronics, Medical equipment [GHTF A/B/C] except for implant equipment,		1.0 ±0.05mm	0.5 ±0.05mm	0.5 ±0.05mm	R(JIS)	25Vdc	22000pF	±10%	
GRM155R11E223MA61# NRND	125 °C max. Reflow OK	Automotive Consumer equipment, Industrial Equipment, Mobile Electronics, Medical equipment [GHTF A/B/C] except for implant equipment,		1.0 ±0.05mm	0.5 ±0.05mm	0.5 ±0.05mm	R(JIS)	25Vdc	22000pF	±20%	
GRM155R11E273JA88# NRND	125 °C max. Reflow OK	Automotive Consumer equipment, Industrial Equipment, Mobile Electronics, Medical equipment [GHTF A/B/C] except for implant equipment,		1.0 ±0.05mm	0.5 ±0.05mm	0.5 ±0.05mm	R(JIS)	25Vdc	27000pF	±5%	
GRM155R11E273KA88# NRND	125 °C max. Reflow OK	Automotive Consumer equipment, Industrial Equipment, Mobile Electronics, Medical equipment [GHTF A/B/C] except for implant equipment,		1.0 ±0.05mm	0.5 ±0.05mm	0.5 ±0.05mm	R(JIS)	25Vdc	27000pF	±10%	





Automotive

**Attention**

1. This catalog is downloaded from the website of Murata Manufacturing Co., Ltd. Therefore, it's specifications are subject to change or our products in it may be discontinued without advance notice. Please check with our sales representatives or product engineers before ordering.

2. This catalog has only typical specifications because there is no space for detailed specifications. Therefore, please review our product specifications or consult the approval sheet for product specifications before ordering.

# Ceramic Capacitors(SMD)

Part Number	Characteristic	Specific Applications	Appearance	Length	Width	Thickness	Temperature characteristics	Rated Voltage	Capacitance	Tolerance of capacitance	Notes
GRM155R11E273MA88# NRND	125°C max. Reflow OK	Consumer equipment, Industrial Equipment, Mobile Electronics, Medical equipment [GHTF A/B/C] except for implant equipment,		1.0 ±0.05mm	0.5 ±0.05mm	0.5 ±0.05mm	R(JIS)	25Vdc	27000pF	±20%	
GRM155R11E333JA88# NRND	125°C max. Reflow OK	Automotive Consumer equipment, Industrial Equipment, Mobile Electronics, Medical equipment [GHTF A/B/C] except for implant equipment,		1.0 ±0.05mm	0.5 ±0.05mm	0.5 ±0.05mm	R(JIS)	25Vdc	33000pF	±5%	
GRM155R11E333KA88# NRND	125°C max. Reflow OK	Automotive Consumer equipment, Industrial Equipment, Mobile Electronics, Medical equipment [GHTF A/B/C] except for implant equipment,		1.0 ±0.05mm	0.5 ±0.05mm	0.5 ±0.05mm	R(JIS)	25Vdc	33000pF	±10%	
GRM155R11E333MA88# NRND	125°C max. Reflow OK	Automotive Consumer equipment, Industrial Equipment, Mobile Electronics, Medical equipment [GHTF A/B/C] except for implant equipment,		1.0 ±0.05mm	0.5 ±0.05mm	0.5 ±0.05mm	R(JIS)	25Vdc	33000pF	±20%	





Automotive

**Attention**

1. This catalog is downloaded from the website of Murata Manufacturing Co., Ltd. Therefore, it's specifications are subject to change or our products in it may be discontinued without advance notice. Please check with our sales representatives or product engineers before ordering.

2. This catalog has only typical specifications because there is no space for detailed specifications. Therefore, please review our product specifications or consult the approval sheet for product specifications before ordering.

# Ceramic Capacitors(SMD)

Part Number	Characteristic	Specific Applications	Appearance	Length	Width	Thickness	Temperature characteristics	Rated Voltage	Capacitance	Tolerance of capacitance	Notes
GRM155R11E393JA88# NRND	125°C max. Reflow OK	Consumer equipment, Industrial Equipment, Mobile Electronics, Medical equipment [GHTF A/B/C] except for implant equipment,		1.0 ±0.05mm	0.5 ±0.05mm	0.5 ±0.05mm	R(JIS)	25Vdc	39000pF	±5%	
GRM155R11E393KA88# NRND	125°C max. Reflow OK	Automotive Consumer equipment, Industrial Equipment, Mobile Electronics, Medical equipment [GHTF A/B/C] except for implant equipment,		1.0 ±0.05mm	0.5 ±0.05mm	0.5 ±0.05mm	R(JIS)	25Vdc	39000pF	±10%	
GRM155R11E393MA88# NRND	125°C max. Reflow OK	Automotive Consumer equipment, Industrial Equipment, Mobile Electronics, Medical equipment [GHTF A/B/C] except for implant equipment,		1.0 ±0.05mm	0.5 ±0.05mm	0.5 ±0.05mm	R(JIS)	25Vdc	39000pF	±20%	
GRM155R11E472JA01# NRND	125°C max. Reflow OK	Automotive Consumer equipment, Industrial Equipment, Mobile Electronics, Medical equipment [GHTF A/B/C] except for implant equipment,		1.0 ±0.05mm	0.5 ±0.05mm	0.5 ±0.05mm	R(JIS)	25Vdc	4700pF	±5%	





Automotive

**Attention**

1. This catalog is downloaded from the website of Murata Manufacturing Co., Ltd. Therefore, it's specifications are subject to change or our products in it may be discontinued without advance notice. Please check with our sales representatives or product engineers before ordering.

2. This catalog has only typical specifications because there is no space for detailed specifications. Therefore, please review our product specifications or consult the approval sheet for product specifications before ordering.

# Ceramic Capacitors(SMD)

Part Number	Characteristic	Specific Applications	Appearance	Length	Width	Thickness	Temperature characteristics	Rated Voltage	Capacitance	Tolerance of capacitance	Notes
GRM155R11E472KA01# NRND	125°C max. Reflow OK	Consumer equipment, Industrial Equipment, Mobile Electronics, Medical equipment [GHTF A/B/C] except for implant equipment,		1.0 ±0.05mm	0.5 ±0.05mm	0.5 ±0.05mm	R(JIS)	25Vdc	4700pF	±10%	
GRM155R11E472MA01# NRND	125°C max. Reflow OK	Automotive Consumer equipment, Industrial Equipment, Mobile Electronics, Medical equipment [GHTF A/B/C] except for implant equipment,		1.0 ±0.05mm	0.5 ±0.05mm	0.5 ±0.05mm	R(JIS)	25Vdc	4700pF	±20%	
GRM155R11E473JA88# NRND	125°C max. Reflow OK	Automotive Consumer equipment, Industrial Equipment, Mobile Electronics, Medical equipment [GHTF A/B/C] except for implant equipment,		1.0 ±0.05mm	0.5 ±0.05mm	0.5 ±0.05mm	R(JIS)	25Vdc	47000pF	±5%	
GRM155R11E473KA88# NRND	125°C max. Reflow OK	Automotive Consumer equipment, Industrial Equipment, Mobile Electronics, Medical equipment [GHTF A/B/C] except for implant equipment,		1.0 ±0.05mm	0.5 ±0.05mm	0.5 ±0.05mm	R(JIS)	25Vdc	47000pF	±10%	





Automotive

**Attention**

1. This catalog is downloaded from the website of Murata Manufacturing Co., Ltd. Therefore, it's specifications are subject to change or our products in it may be discontinued without advance notice. Please check with our sales representatives or product engineers before ordering.

2. This catalog has only typical specifications because there is no space for detailed specifications. Therefore, please review our product specifications or consult the approval sheet for product specifications before ordering.

# Ceramic Capacitors(SMD)

Part Number	Characteristic	Specific Applications	Appearance	Length	Width	Thickness	Temperature characteristics	Rated Voltage	Capacitance	Tolerance of capacitance	Notes
GRM155R11E473MA88# NRND	125°C max. Reflow OK	Consumer equipment, Industrial Equipment, Mobile Electronics, Medical equipment [GHTF A/B/C] except for implant equipment,		1.0 ±0.05mm	0.5 ±0.05mm	0.5 ±0.05mm	R(JIS)	25Vdc	47000pF	±20%	
GRM155R11E562JA01# NRND	125°C max. Reflow OK	Automotive Consumer equipment, Industrial Equipment, Mobile Electronics, Medical equipment [GHTF A/B/C] except for implant equipment,		1.0 ±0.05mm	0.5 ±0.05mm	0.5 ±0.05mm	R(JIS)	25Vdc	5600pF	±5%	
GRM155R11E562KA01# NRND	125°C max. Reflow OK	Automotive Consumer equipment, Industrial Equipment, Mobile Electronics, Medical equipment [GHTF A/B/C] except for implant equipment,		1.0 ±0.05mm	0.5 ±0.05mm	0.5 ±0.05mm	R(JIS)	25Vdc	5600pF	±10%	
GRM155R11E562MA01# NRND	125°C max. Reflow OK	Automotive Consumer equipment, Industrial Equipment, Mobile Electronics, Medical equipment [GHTF A/B/C] except for implant equipment,		1.0 ±0.05mm	0.5 ±0.05mm	0.5 ±0.05mm	R(JIS)	25Vdc	5600pF	±20%	

Automotive





**Attention**

1. This catalog is downloaded from the website of Murata Manufacturing Co., Ltd. Therefore, it's specifications are subject to change or our products in it may be discontinued without advance notice. Please check with our sales representatives or product engineers before ordering.

2. This catalog has only typical specifications because there is no space for detailed specifications. Therefore, please review our product specifications or consult the approval sheet for product specifications before ordering.



# Ceramic Capacitors(SMD)

Part Number	Characteristic	Specific Applications	Appearance	Length	Width	Thickness	Temperature characteristics	Rated Voltage	Capacitance	Tolerance of capacitance	Notes
GRM155R11E682JA01# NRND	125 °C max. Reflow OK	Consumer equipment, Industrial Equipment, Mobile Electronics, Medical equipment [GHTF A/B/C] except for implant equipment,		1.0 ±0.05mm	0.5 ±0.05mm	0.5 ±0.05mm	R(JIS)	25Vdc	6800pF	±5%	
GRM155R11E682KA01# NRND	125 °C max. Reflow OK	Automotive Consumer equipment, Industrial Equipment, Mobile Electronics, Medical equipment [GHTF A/B/C] except for implant equipment,		1.0 ±0.05mm	0.5 ±0.05mm	0.5 ±0.05mm	R(JIS)	25Vdc	6800pF	±10%	
GRM155R11E682MA01# NRND	125 °C max. Reflow OK	Automotive Consumer equipment, Industrial Equipment, Mobile Electronics, Medical equipment [GHTF A/B/C] except for implant equipment,		1.0 ±0.05mm	0.5 ±0.05mm	0.5 ±0.05mm	R(JIS)	25Vdc	6800pF	±20%	
GRM155R11E822JA01# NRND	125 °C max. Reflow OK	Automotive Consumer equipment, Industrial Equipment, Mobile Electronics, Medical equipment [GHTF A/B/C] except for implant equipment,		1.0 ±0.05mm	0.5 ±0.05mm	0.5 ±0.05mm	R(JIS)	25Vdc	8200pF	±5%	





Automotive

**Attention**

1. This catalog is downloaded from the website of Murata Manufacturing Co., Ltd. Therefore, it's specifications are subject to change or our products in it may be discontinued without advance notice. Please check with our sales representatives or product engineers before ordering.

2. This catalog has only typical specifications because there is no space for detailed specifications. Therefore, please review our product specifications or consult the approval sheet for product specifications before ordering.

# Ceramic Capacitors(SMD)

Part Number	Characteristic	Specific Applications	Appearance	Length	Width	Thickness	Temperature characteristics	Rated Voltage	Capacitance	Tolerance of capacitance	Notes
GRM155R11E822KA01# NRND	125 °C max. Reflow OK	Consumer equipment, Industrial Equipment, Mobile Electronics, Medical equipment [GHTF A/B/C] except for implant equipment,		1.0 ±0.05mm	0.5 ±0.05mm	0.5 ±0.05mm	R(JIS)	25Vdc	8200pF	±10%	
GRM155R11E822MA01# NRND	125 °C max. Reflow OK	Automotive Consumer equipment, Industrial Equipment, Mobile Electronics, Medical equipment [GHTF A/B/C] except for implant equipment,		1.0 ±0.05mm	0.5 ±0.05mm	0.5 ±0.05mm	R(JIS)	25Vdc	8200pF	±20%	
GRM155R11H102JA01# NRND	125 °C max. Reflow OK	Automotive Consumer equipment, Industrial Equipment, Mobile Electronics, Medical equipment [GHTF A/B/C] except for implant equipment,		1.0 ±0.05mm	0.5 ±0.05mm	0.5 ±0.05mm	R(JIS)	50Vdc	1000pF	±5%	
GRM155R11H102KA01# NRND	125 °C max. Reflow OK	Automotive Consumer equipment, Industrial Equipment, Mobile Electronics, Medical equipment [GHTF A/B/C] except for implant equipment,		1.0 ±0.05mm	0.5 ±0.05mm	0.5 ±0.05mm	R(JIS)	50Vdc	1000pF	±10%	




Automotive

**Attention**

1. This catalog is downloaded from the website of Murata Manufacturing Co., Ltd. Therefore, it's specifications are subject to change or our products in it may be discontinued without advance notice. Please check with our sales representatives or product engineers before ordering.

2. This catalog has only typical specifications because there is no space for detailed specifications. Therefore, please review our product specifications or consult the approval sheet for product specifications before ordering.

# Ceramic Capacitors(SMD)

Part Number	Characteristic	Specific Applications	Appearance	Length	Width	Thickness	Temperature characteristics	Rated Voltage	Capacitance	Tolerance of capacitance	Notes
GRM155R11H102MA01# NRND	125°C max. Reflow OK	Consumer equipment, Industrial Equipment, Mobile Electronics, Medical equipment [GHTF A/B/C] except for implant equipment,		1.0 ±0.05mm	0.5 ±0.05mm	0.5 ±0.05mm	R(JIS)	50Vdc	1000pF	±20%	
GRM155R11H122JA01# NRND	125°C max. Reflow OK	Automotive Consumer equipment, Industrial Equipment, Mobile Electronics, Medical equipment [GHTF A/B/C] except for implant equipment,		1.0 ±0.05mm	0.5 ±0.05mm	0.5 ±0.05mm	R(JIS)	50Vdc	1200pF	±5%	
GRM155R11H122KA01# NRND	125°C max. Reflow OK	Automotive Consumer equipment, Industrial Equipment, Mobile Electronics, Medical equipment [GHTF A/B/C] except for implant equipment, Automotive		1.0 ±0.05mm	0.5 ±0.05mm	0.5 ±0.05mm	R(JIS)	50Vdc	1200pF	±10%	

**Attention**

1. This catalog is downloaded from the website of Murata Manufacturing Co., Ltd. Therefore, it's specifications are subject to change or our products in it may be discontinued without advance notice. Please check with our sales representatives or product engineers before ordering.

2. This catalog has only typical specifications because there is no space for detailed specifications. Therefore, please review our product specifications or consult the approval sheet for product specifications before ordering.