




# Ceramic Capacitors(SMD)





« Search Conditions »

GRM1885C(Starting with ...)  
Capacitance 3 DigitCode:0.5 to 2200(pF)

Part Number	Characteristic	Specific Applications	Appearance	Length	Width	Thickness	Temperature characteristics	Rated Voltage	Capacitance	Tolerance of capacitance	Notes
GRM1885C1H102JA01# <small>In Production</small>	<div>125°C max.</div> <div>Reflow OK</div> <div>Flow OK</div>	Consumer equipment, Industrial Equipment, Mobile Electronics, Medical equipment [GHTF A/B/C] except for implant equipment,		1.6 ±0.1mm	0.8 ±0.1mm	0.8 ±0.1mm	C0G(EIA)	50Vdc	1000pF	±5%	
GRM1885C1H112JA01# <small>In Production</small>	<div>125°C max.</div> <div>Reflow OK</div> <div>Flow OK</div>	Automotive Consumer equipment, Industrial Equipment, Mobile Electronics, Medical equipment [GHTF A/B/C] except for implant equipment,		1.6 ±0.1mm	0.8 ±0.1mm	0.8 ±0.1mm	C0G(EIA)	50Vdc	1100pF	±5%	
GRM1885C1H122JA01# <small>In Production</small>	<div>125°C max.</div> <div>Reflow OK</div> <div>Flow OK</div>	Automotive Consumer equipment, Industrial Equipment, Mobile Electronics, Medical equipment [GHTF A/B/C] except for implant equipment, Automotive		1.6 ±0.1mm	0.8 ±0.1mm	0.8 ±0.1mm	C0G(EIA)	50Vdc	1200pF	±5%	

**Attention**  
1. This catalog is downloaded from the website of Murata Manufacturing Co., Ltd. Therefore, it's specifications are subject to change or our products in it may be discontinued without advance notice. Please check with our sales representatives or product engineers before ordering.  
2. This catalog has only typical specifications because there is no space for detailed specifications.  
Therefore, please review our product specifications or consult the approval sheet for product specifications before ordering.

# Ceramic Capacitors(SMD)





Part Number	Characteristic	Specific Applications	Appearance	Length	Width	Thickness	Temperature characteristics	Rated Voltage	Capacitance	Tolerance of capacitance	Notes
GRM1885C1H132JA01# <small>In Production</small>	<div>125°C max.</div> <div>Reflow OK</div> <div>Flow OK</div>	Consumer equipment, Industrial Equipment, Mobile Electronics, Medical equipment [GHTF A/B/C] except for implant equipment,		1.6 ±0.1mm	0.8 ±0.1mm	0.8 ±0.1mm	C0G(EIA)	50Vdc	1300pF	±5%	
GRM1885C1H152JA01# <small>In Production</small>	<div>125°C max.</div> <div>Reflow OK</div> <div>Flow OK</div>	Automotive Consumer equipment, Industrial Equipment, Mobile Electronics, Medical equipment [GHTF A/B/C] except for implant equipment,		1.6 ±0.1mm	0.8 ±0.1mm	0.8 ±0.1mm	C0G(EIA)	50Vdc	1500pF	±5%	
GRM1885C1H162JA01# <small>In Production</small>	<div>125°C max.</div> <div>Reflow OK</div> <div>Flow OK</div>	Automotive Consumer equipment, Industrial Equipment, Mobile Electronics, Medical equipment [GHTF A/B/C] except for implant equipment,		1.6 ±0.1mm	0.8 ±0.1mm	0.8 ±0.1mm	C0G(EIA)	50Vdc	1600pF	±5%	
GRM1885C1H182JA01# <small>In Production</small>	<div>125°C max.</div> <div>Reflow OK</div> <div>Flow OK</div>	Automotive Consumer equipment, Industrial Equipment, Mobile Electronics, Medical equipment [GHTF A/B/C] except for implant equipment, Automotive		1.6 ±0.1mm	0.8 ±0.1mm	0.8 ±0.1mm	C0G(EIA)	50Vdc	1800pF	±5%	

**Attention**

1. This catalog is downloaded from the website of Murata Manufacturing Co., Ltd. Therefore, it's specifications are subject to change or our products in it may be discontinued without advance notice. Please check with our sales representatives or product engineers before ordering.

2. This catalog has only typical specifications because there is no space for detailed specifications. Therefore, please review our product specifications or consult the approval sheet for product specifications before ordering.

# Ceramic Capacitors(SMD)





Part Number	Characteristic	Specific Applications	Appearance	Length	Width	Thickness	Temperature characteristics	Rated Voltage	Capacitance	Tolerance of capacitance	Notes
GRM1885C1H202JA01# <small>In Production</small>	<div>125°C max.</div> <div>Reflow OK</div> <div>Flow OK</div>	Consumer equipment, Industrial Equipment, Mobile Electronics, Medical equipment [GHTF A/B/C] except for implant equipment,		1.6 ±0.1mm	0.8 ±0.1mm	0.8 ±0.1mm	C0G(EIA)	50Vdc	2000pF	±5%	
GRM1885C1H222JA01# <small>In Production</small>	<div>125°C max.</div> <div>Reflow OK</div> <div>Flow OK</div>	Automotive Consumer equipment, Industrial Equipment, Mobile Electronics, Medical equipment [GHTF A/B/C] except for implant equipment,		1.6 ±0.1mm	0.8 ±0.1mm	0.8 ±0.1mm	C0G(EIA)	50Vdc	2200pF	±5%	
GRM1885C2A102JA01# <small>In Production</small>	<div>125°C max.</div> <div>Reflow OK</div> <div>Flow OK</div>	Automotive Consumer equipment, Industrial Equipment, Mobile Electronics, Medical equipment [GHTF A/B/C] except for implant equipment,		1.6 ±0.1mm	0.8 ±0.1mm	0.8 ±0.1mm	C0G(EIA)	100Vdc	1000pF	±5%	
GRM1885C2A122JA01# <small>In Production</small>	<div>125°C max.</div> <div>Reflow OK</div> <div>Flow OK</div>	Automotive Consumer equipment, Industrial Equipment, Mobile Electronics, Medical equipment [GHTF A/B/C] except for implant equipment, Automotive		1.6 ±0.1mm	0.8 ±0.1mm	0.8 ±0.1mm	C0G(EIA)	100Vdc	1200pF	±5%	

**Attention**

1. This catalog is downloaded from the website of Murata Manufacturing Co., Ltd. Therefore, it's specifications are subject to change or our products in it may be discontinued without advance notice. Please check with our sales representatives or product engineers before ordering.

2. This catalog has only typical specifications because there is no space for detailed specifications. Therefore, please review our product specifications or consult the approval sheet for product specifications before ordering.

# Ceramic Capacitors(SMD)





Part Number	Characteristic	Specific Applications	Appearance	Length	Width	Thickness	Temperature characteristics	Rated Voltage	Capacitance	Tolerance of capacitance	Notes
GRM1885C2A132JA01# <small>In Production</small>	<div>125°C max.</div> <div>Reflow OK</div> <div>Flow OK</div>	Consumer equipment, Industrial Equipment, Mobile Electronics, Medical equipment [GHTF A/B/C] except for implant equipment,		1.6 ±0.1mm	0.8 ±0.1mm	0.8 ±0.1mm	C0G(EIA)	100Vdc	1300pF	±5%	
GRM1885C2A152JA01# <small>In Production</small>	<div>125°C max.</div> <div>Reflow OK</div> <div>Flow OK</div>	Automotive Consumer equipment, Industrial Equipment, Mobile Electronics, Medical equipment [GHTF A/B/C] except for implant equipment,		1.6 ±0.1mm	0.8 ±0.1mm	0.8 ±0.1mm	C0G(EIA)	100Vdc	1500pF	±5%	
GRM1885C2A182JA01# <small>In Production</small>	<div>125°C max.</div> <div>Reflow OK</div> <div>Flow OK</div>	Automotive Consumer equipment, Industrial Equipment, Mobile Electronics, Medical equipment [GHTF A/B/C] except for implant equipment,		1.6 ±0.1mm	0.8 ±0.1mm	0.8 ±0.1mm	C0G(EIA)	100Vdc	1800pF	±5%	
GRM1885C2A222JA01# <small>In Production</small>	<div>125°C max.</div> <div>Reflow OK</div> <div>Flow OK</div>	Automotive Consumer equipment, Industrial Equipment, Mobile Electronics, Medical equipment [GHTF A/B/C] except for implant equipment, Automotive		1.6 ±0.1mm	0.8 ±0.1mm	0.8 ±0.1mm	C0G(EIA)	100Vdc	2200pF	±5%	

**Attention**

1. This catalog is downloaded from the website of Murata Manufacturing Co., Ltd. Therefore, it's specifications are subject to change or our products in it may be discontinued without advance notice. Please check with our sales representatives or product engineers before ordering.

2. This catalog has only typical specifications because there is no space for detailed specifications. Therefore, please review our product specifications or consult the approval sheet for product specifications before ordering.

# Ceramic Capacitors(SMD)





Part Number	Characteristic	Specific Applications	Appearance	Length	Width	Thickness	Temperature characteristics	Rated Voltage	Capacitance	Tolerance of capacitance	Notes
GRM1885C2E100FW07# <small>In Production</small>	<div>125°C max.</div> <div>Reflow OK</div> <div>Flow OK</div>	Consumer equipment, Industrial Equipment, Mobile Electronics, Medical equipment [GHTF A/B/C] except for implant equipment,		1.6 ±0.1mm	0.8 ±0.1mm	0.8 ±0.1mm	C0G(EIA)	250Vdc	10pF	±1%	
GRM1885C2E100GW07# <small>In Production</small>	<div>125°C max.</div> <div>Reflow OK</div> <div>Flow OK</div>	Automotive Consumer equipment, Industrial Equipment, Mobile Electronics, Medical equipment [GHTF A/B/C] except for implant equipment,		1.6 ±0.1mm	0.8 ±0.1mm	0.8 ±0.1mm	C0G(EIA)	250Vdc	10pF	±2%	
GRM1885C2E100JW07# <small>In Production</small>	<div>125°C max.</div> <div>Reflow OK</div> <div>Flow OK</div>	Automotive Consumer equipment, Industrial Equipment, Mobile Electronics, Medical equipment [GHTF A/B/C] except for implant equipment,		1.6 ±0.1mm	0.8 ±0.1mm	0.8 ±0.1mm	C0G(EIA)	250Vdc	10pF	±5%	
GRM1885C2E120FW07# <small>In Production</small>	<div>125°C max.</div> <div>Reflow OK</div> <div>Flow OK</div>	Automotive Consumer equipment, Industrial Equipment, Mobile Electronics, Medical equipment [GHTF A/B/C] except for implant equipment, Automotive		1.6 ±0.1mm	0.8 ±0.1mm	0.8 ±0.1mm	C0G(EIA)	250Vdc	12pF	±1%	

**Attention**

1. This catalog is downloaded from the website of Murata Manufacturing Co., Ltd. Therefore, it's specifications are subject to change or our products in it may be discontinued without advance notice. Please check with our sales representatives or product engineers before ordering.

2. This catalog has only typical specifications because there is no space for detailed specifications. Therefore, please review our product specifications or consult the approval sheet for product specifications before ordering.

# Ceramic Capacitors(SMD)





Part Number	Characteristic	Specific Applications	Appearance	Length	Width	Thickness	Temperature characteristics	Rated Voltage	Capacitance	Tolerance of capacitance	Notes
GRM1885C2E120GW07# <small>In Production</small>	<div>125°C max.</div> <div>Reflow OK</div> <div>Flow OK</div>	Consumer equipment, Industrial Equipment, Mobile Electronics, Medical equipment [GHTF A/B/C] except for implant equipment,		1.6 ±0.1mm	0.8 ±0.1mm	0.8 ±0.1mm	C0G(EIA)	250Vdc	12pF	±2%	
GRM1885C2E120JW07# <small>In Production</small>	<div>125°C max.</div> <div>Reflow OK</div> <div>Flow OK</div>	Automotive Consumer equipment, Industrial Equipment, Mobile Electronics, Medical equipment [GHTF A/B/C] except for implant equipment,		1.6 ±0.1mm	0.8 ±0.1mm	0.8 ±0.1mm	C0G(EIA)	250Vdc	12pF	±5%	
GRM1885C2E150FW07# <small>In Production</small>	<div>125°C max.</div> <div>Reflow OK</div> <div>Flow OK</div>	Automotive Consumer equipment, Industrial Equipment, Mobile Electronics, Medical equipment [GHTF A/B/C] except for implant equipment,		1.6 ±0.1mm	0.8 ±0.1mm	0.8 ±0.1mm	C0G(EIA)	250Vdc	15pF	±1%	
GRM1885C2E150GW07# <small>In Production</small>	<div>125°C max.</div> <div>Reflow OK</div> <div>Flow OK</div>	Automotive Consumer equipment, Industrial Equipment, Mobile Electronics, Medical equipment [GHTF A/B/C] except for implant equipment, Automotive		1.6 ±0.1mm	0.8 ±0.1mm	0.8 ±0.1mm	C0G(EIA)	250Vdc	15pF	±2%	

**Attention**

1. This catalog is downloaded from the website of Murata Manufacturing Co., Ltd. Therefore, it's specifications are subject to change or our products in it may be discontinued without advance notice. Please check with our sales representatives or product engineers before ordering.

2. This catalog has only typical specifications because there is no space for detailed specifications. Therefore, please review our product specifications or consult the approval sheet for product specifications before ordering.

# Ceramic Capacitors(SMD)





Part Number	Characteristic	Specific Applications	Appearance	Length	Width	Thickness	Temperature characteristics	Rated Voltage	Capacitance	Tolerance of capacitance	Notes
GRM1885C2E150JW07# <small>In Production</small>	<div>125°C max.</div> <div>Reflow OK</div> <div>Flow OK</div>	Consumer equipment, Industrial Equipment, Mobile Electronics, Medical equipment [GHTF A/B/C] except for implant equipment,		1.6 ±0.1mm	0.8 ±0.1mm	0.8 ±0.1mm	C0G(EIA)	250Vdc	15pF	±5%	
GRM1885C2E180FW07# <small>In Production</small>	<div>125°C max.</div> <div>Reflow OK</div> <div>Flow OK</div>	Automotive Consumer equipment, Industrial Equipment, Mobile Electronics, Medical equipment [GHTF A/B/C] except for implant equipment,		1.6 ±0.1mm	0.8 ±0.1mm	0.8 ±0.1mm	C0G(EIA)	250Vdc	18pF	±1%	
GRM1885C2E180GW07# <small>In Production</small>	<div>125°C max.</div> <div>Reflow OK</div> <div>Flow OK</div>	Automotive Consumer equipment, Industrial Equipment, Mobile Electronics, Medical equipment [GHTF A/B/C] except for implant equipment,		1.6 ±0.1mm	0.8 ±0.1mm	0.8 ±0.1mm	C0G(EIA)	250Vdc	18pF	±2%	
GRM1885C2E180JW07# <small>In Production</small>	<div>125°C max.</div> <div>Reflow OK</div> <div>Flow OK</div>	Automotive Consumer equipment, Industrial Equipment, Mobile Electronics, Medical equipment [GHTF A/B/C] except for implant equipment, Automotive		1.6 ±0.1mm	0.8 ±0.1mm	0.8 ±0.1mm	C0G(EIA)	250Vdc	18pF	±5%	

**Attention**

1. This catalog is downloaded from the website of Murata Manufacturing Co., Ltd. Therefore, it's specifications are subject to change or our products in it may be discontinued without advance notice. Please check with our sales representatives or product engineers before ordering.

2. This catalog has only typical specifications because there is no space for detailed specifications. Therefore, please review our product specifications or consult the approval sheet for product specifications before ordering.

# Ceramic Capacitors(SMD)

Part Number	Characteristic	Specific Applications	Appearance	Length	Width	Thickness	Temperature characteristics	Rated Voltage	Capacitance	Tolerance of capacitance	Notes
GRM1885C2E220FW07# <small>In Production</small>	<div>125°C max.</div> <div>Reflow OK</div> <div>Flow OK</div>	Consumer equipment, Industrial Equipment, Mobile Electronics, Medical equipment [GHTF A/B/C] except for implant equipment,		1.6 ±0.1mm	0.8 ±0.1mm	0.8 ±0.1mm	C0G(EIA)	250Vdc	22pF	±1%	
GRM1885C2E220GW07# <small>In Production</small>	<div>125°C max.</div> <div>Reflow OK</div> <div>Flow OK</div>	Automotive Consumer equipment, Industrial Equipment, Mobile Electronics, Medical equipment [GHTF A/B/C] except for implant equipment,		1.6 ±0.1mm	0.8 ±0.1mm	0.8 ±0.1mm	C0G(EIA)	250Vdc	22pF	±2%	
GRM1885C2E220JW07# <small>In Production</small>	<div>125°C max.</div> <div>Reflow OK</div> <div>Flow OK</div>	Automotive Consumer equipment, Industrial Equipment, Mobile Electronics, Medical equipment [GHTF A/B/C] except for implant equipment,		1.6 ±0.1mm	0.8 ±0.1mm	0.8 ±0.1mm	C0G(EIA)	250Vdc	22pF	±5%	
GRM1885C2E270FW07# <small>In Production</small>	<div>125°C max.</div> <div>Reflow OK</div> <div>Flow OK</div>	Automotive Consumer equipment, Industrial Equipment, Mobile Electronics, Medical equipment [GHTF A/B/C] except for implant equipment, Automotive		1.6 ±0.1mm	0.8 ±0.1mm	0.8 ±0.1mm	C0G(EIA)	250Vdc	27pF	±1%	





**Attention**

1. This catalog is downloaded from the website of Murata Manufacturing Co., Ltd. Therefore, it's specifications are subject to change or our products in it may be discontinued without advance notice. Please check with our sales representatives or product engineers before ordering.

2. This catalog has only typical specifications because there is no space for detailed specifications. Therefore, please review our product specifications or consult the approval sheet for product specifications before ordering.



# Ceramic Capacitors(SMD)





Part Number	Characteristic	Specific Applications	Appearance	Length	Width	Thickness	Temperature characteristics	Rated Voltage	Capacitance	Tolerance of capacitance	Notes
GRM1885C2E270GW07# <small>In Production</small>	<div>125°C max.</div> <div>Reflow OK</div> <div>Flow OK</div>	Consumer equipment, Industrial Equipment, Mobile Electronics, Medical equipment [GHTF A/B/C] except for implant equipment,		1.6 ±0.1mm	0.8 ±0.1mm	0.8 ±0.1mm	C0G(EIA)	250Vdc	27pF	±2%	
GRM1885C2E270JW07# <small>In Production</small>	<div>125°C max.</div> <div>Reflow OK</div> <div>Flow OK</div>	Automotive Consumer equipment, Industrial Equipment, Mobile Electronics, Medical equipment [GHTF A/B/C] except for implant equipment,		1.6 ±0.1mm	0.8 ±0.1mm	0.8 ±0.1mm	C0G(EIA)	250Vdc	27pF	±5%	
GRM1885C2E330FW07# <small>In Production</small>	<div>125°C max.</div> <div>Reflow OK</div> <div>Flow OK</div>	Automotive Consumer equipment, Industrial Equipment, Mobile Electronics, Medical equipment [GHTF A/B/C] except for implant equipment,		1.6 ±0.1mm	0.8 ±0.1mm	0.8 ±0.1mm	C0G(EIA)	250Vdc	33pF	±1%	
GRM1885C2E330GW07# <small>In Production</small>	<div>125°C max.</div> <div>Reflow OK</div> <div>Flow OK</div>	Automotive Consumer equipment, Industrial Equipment, Mobile Electronics, Medical equipment [GHTF A/B/C] except for implant equipment, Automotive		1.6 ±0.1mm	0.8 ±0.1mm	0.8 ±0.1mm	C0G(EIA)	250Vdc	33pF	±2%	

**Attention**

1. This catalog is downloaded from the website of Murata Manufacturing Co., Ltd. Therefore, it's specifications are subject to change or our products in it may be discontinued without advance notice. Please check with our sales representatives or product engineers before ordering.

2. This catalog has only typical specifications because there is no space for detailed specifications. Therefore, please review our product specifications or consult the approval sheet for product specifications before ordering.

# Ceramic Capacitors(SMD)





Part Number	Characteristic	Specific Applications	Appearance	Length	Width	Thickness	Temperature characteristics	Rated Voltage	Capacitance	Tolerance of capacitance	Notes
GRM1885C2E330JW07# <small>In Production</small>	<div>125°C max.</div> <div>Reflow OK</div> <div>Flow OK</div>	Consumer equipment, Industrial Equipment, Mobile Electronics, Medical equipment [GHTF A/B/C] except for implant equipment,		1.6 ±0.1mm	0.8 ±0.1mm	0.8 ±0.1mm	C0G(EIA)	250Vdc	33pF	±5%	
GRM1885C2E390FW07# <small>In Production</small>	<div>125°C max.</div> <div>Reflow OK</div> <div>Flow OK</div>	Automotive Consumer equipment, Industrial Equipment, Mobile Electronics, Medical equipment [GHTF A/B/C] except for implant equipment,		1.6 ±0.1mm	0.8 ±0.1mm	0.8 ±0.1mm	C0G(EIA)	250Vdc	39pF	±1%	
GRM1885C2E390GW07# <small>In Production</small>	<div>125°C max.</div> <div>Reflow OK</div> <div>Flow OK</div>	Automotive Consumer equipment, Industrial Equipment, Mobile Electronics, Medical equipment [GHTF A/B/C] except for implant equipment,		1.6 ±0.1mm	0.8 ±0.1mm	0.8 ±0.1mm	C0G(EIA)	250Vdc	39pF	±2%	
GRM1885C2E390JW07# <small>In Production</small>	<div>125°C max.</div> <div>Reflow OK</div> <div>Flow OK</div>	Automotive Consumer equipment, Industrial Equipment, Mobile Electronics, Medical equipment [GHTF A/B/C] except for implant equipment, Automotive		1.6 ±0.1mm	0.8 ±0.1mm	0.8 ±0.1mm	C0G(EIA)	250Vdc	39pF	±5%	

**Attention**

1. This catalog is downloaded from the website of Murata Manufacturing Co., Ltd. Therefore, it's specifications are subject to change or our products in it may be discontinued without advance notice. Please check with our sales representatives or product engineers before ordering.

2. This catalog has only typical specifications because there is no space for detailed specifications. Therefore, please review our product specifications or consult the approval sheet for product specifications before ordering.

# Ceramic Capacitors(SMD)





Part Number	Characteristic	Specific Applications	Appearance	Length	Width	Thickness	Temperature characteristics	Rated Voltage	Capacitance	Tolerance of capacitance	Notes
GRM1885C2E470FW07# <small>In Production</small>	<div>125°C max.</div> <div>Reflow OK</div> <div>Flow OK</div>	Consumer equipment, Industrial Equipment, Mobile Electronics, Medical equipment [GHTF A/B/C] except for implant equipment,		1.6 ±0.1mm	0.8 ±0.1mm	0.8 ±0.1mm	C0G(EIA)	250Vdc	47pF	±1%	
GRM1885C2E470GW07# <small>In Production</small>	<div>125°C max.</div> <div>Reflow OK</div> <div>Flow OK</div>	Automotive Consumer equipment, Industrial Equipment, Mobile Electronics, Medical equipment [GHTF A/B/C] except for implant equipment,		1.6 ±0.1mm	0.8 ±0.1mm	0.8 ±0.1mm	C0G(EIA)	250Vdc	47pF	±2%	
GRM1885C2E470JW07# <small>In Production</small>	<div>125°C max.</div> <div>Reflow OK</div> <div>Flow OK</div>	Automotive Consumer equipment, Industrial Equipment, Mobile Electronics, Medical equipment [GHTF A/B/C] except for implant equipment,		1.6 ±0.1mm	0.8 ±0.1mm	0.8 ±0.1mm	C0G(EIA)	250Vdc	47pF	±5%	
GRM1885C1E102JA01# <small>NRND</small>	<div>125°C max.</div> <div>Reflow OK</div> <div>Flow OK</div>	Automotive Consumer equipment, Industrial Equipment, Mobile Electronics, Medical equipment [GHTF A/B/C] except for implant equipment, Automotive		1.6 ±0.1mm	0.8 ±0.1mm	0.8 ±0.1mm	C0G(EIA)	25Vdc	1000pF	±5%	

**Attention**

1. This catalog is downloaded from the website of Murata Manufacturing Co., Ltd. Therefore, it's specifications are subject to change or our products in it may be discontinued without advance notice. Please check with our sales representatives or product engineers before ordering.

2. This catalog has only typical specifications because there is no space for detailed specifications. Therefore, please review our product specifications or consult the approval sheet for product specifications before ordering.

# Ceramic Capacitors(SMD)

Part Number	Characteristic	Specific Applications	Appearance	Length	Width	Thickness	Temperature characteristics	Rated Voltage	Capacitance	Tolerance of capacitance	Notes
GRM1885C1E112JA01# NRND	125°C max. Reflow OK Flow OK	Consumer equipment, Industrial Equipment, Mobile Electronics, Medical equipment [GHTF A/B/C] except for implant equipment,		1.6 ±0.1mm	0.8 ±0.1mm	0.8 ±0.1mm	C0G(EIA)	25Vdc	1100pF	±5%	
GRM1885C1E122JA01# NRND	125°C max. Reflow OK Flow OK	Automotive Consumer equipment, Industrial Equipment, Mobile Electronics, Medical equipment [GHTF A/B/C] except for implant equipment,		1.6 ±0.1mm	0.8 ±0.1mm	0.8 ±0.1mm	C0G(EIA)	25Vdc	1200pF	±5%	
GRM1885C1E132JA01# NRND	125°C max. Reflow OK Flow OK	Automotive Consumer equipment, Industrial Equipment, Mobile Electronics, Medical equipment [GHTF A/B/C] except for implant equipment,		1.6 ±0.1mm	0.8 ±0.1mm	0.8 ±0.1mm	C0G(EIA)	25Vdc	1300pF	±5%	
GRM1885C1E152JA01# NRND	125°C max. Reflow OK Flow OK	Automotive Consumer equipment, Industrial Equipment, Mobile Electronics, Medical equipment [GHTF A/B/C] except for implant equipment,		1.6 ±0.1mm	0.8 ±0.1mm	0.8 ±0.1mm	C0G(EIA)	25Vdc	1500pF	±5%	





Automotive

**Attention**

1. This catalog is downloaded from the website of Murata Manufacturing Co., Ltd. Therefore, it's specifications are subject to change or our products in it may be discontinued without advance notice. Please check with our sales representatives or product engineers before ordering.

2. This catalog has only typical specifications because there is no space for detailed specifications. Therefore, please review our product specifications or consult the approval sheet for product specifications before ordering.

# Ceramic Capacitors(SMD)

Part Number	Characteristic	Specific Applications	Appearance	Length	Width	Thickness	Temperature characteristics	Rated Voltage	Capacitance	Tolerance of capacitance	Notes
GRM1885C1E561GA01# NRND	125°C max. Reflow OK Flow OK	Consumer equipment, Industrial Equipment, Mobile Electronics, Medical equipment [GHTF A/B/C] except for implant equipment,		1.6 ±0.1mm	0.8 ±0.1mm	0.8 ±0.1mm	C0G(EIA)	25Vdc	560pF	±2%	
GRM1885C1E561JA01# NRND	125°C max. Reflow OK Flow OK	Automotive Consumer equipment, Industrial Equipment, Mobile Electronics, Medical equipment [GHTF A/B/C] except for implant equipment,		1.6 ±0.1mm	0.8 ±0.1mm	0.8 ±0.1mm	C0G(EIA)	25Vdc	560pF	±5%	
GRM1885C1E621GA01# NRND	125°C max. Reflow OK Flow OK	Automotive Consumer equipment, Industrial Equipment, Mobile Electronics, Medical equipment [GHTF A/B/C] except for implant equipment,		1.6 ±0.1mm	0.8 ±0.1mm	0.8 ±0.1mm	C0G(EIA)	25Vdc	620pF	±2%	
GRM1885C1E621JA01# NRND	125°C max. Reflow OK Flow OK	Automotive Consumer equipment, Industrial Equipment, Mobile Electronics, Medical equipment [GHTF A/B/C] except for implant equipment,		1.6 ±0.1mm	0.8 ±0.1mm	0.8 ±0.1mm	C0G(EIA)	25Vdc	620pF	±5%	





Automotive

**Attention**

1. This catalog is downloaded from the website of Murata Manufacturing Co., Ltd. Therefore, it's specifications are subject to change or our products in it may be discontinued without advance notice. Please check with our sales representatives or product engineers before ordering.

2. This catalog has only typical specifications because there is no space for detailed specifications. Therefore, please review our product specifications or consult the approval sheet for product specifications before ordering.

# Ceramic Capacitors(SMD)

Part Number	Characteristic	Specific Applications	Appearance	Length	Width	Thickness	Temperature characteristics	Rated Voltage	Capacitance	Tolerance of capacitance	Notes
GRM1885C1E681GA01# NRND	125°C max. Reflow OK Flow OK	Consumer equipment, Industrial Equipment, Mobile Electronics, Medical equipment [GHTF A/B/C] except for implant equipment,		1.6 ±0.1mm	0.8 ±0.1mm	0.8 ±0.1mm	C0G(EIA)	25Vdc	680pF	±2%	
GRM1885C1E681JA01# NRND	125°C max. Reflow OK Flow OK	Automotive Consumer equipment, Industrial Equipment, Mobile Electronics, Medical equipment [GHTF A/B/C] except for implant equipment,		1.6 ±0.1mm	0.8 ±0.1mm	0.8 ±0.1mm	C0G(EIA)	25Vdc	680pF	±5%	
GRM1885C1E751GA01# NRND	125°C max. Reflow OK Flow OK	Automotive Consumer equipment, Industrial Equipment, Mobile Electronics, Medical equipment [GHTF A/B/C] except for implant equipment,		1.6 ±0.1mm	0.8 ±0.1mm	0.8 ±0.1mm	C0G(EIA)	25Vdc	750pF	±2%	
GRM1885C1E751JA01# NRND	125°C max. Reflow OK Flow OK	Automotive Consumer equipment, Industrial Equipment, Mobile Electronics, Medical equipment [GHTF A/B/C] except for implant equipment,		1.6 ±0.1mm	0.8 ±0.1mm	0.8 ±0.1mm	C0G(EIA)	25Vdc	750pF	±5%	





Automotive

**Attention**

1. This catalog is downloaded from the website of Murata Manufacturing Co., Ltd. Therefore, it's specifications are subject to change or our products in it may be discontinued without advance notice. Please check with our sales representatives or product engineers before ordering.

2. This catalog has only typical specifications because there is no space for detailed specifications. Therefore, please review our product specifications or consult the approval sheet for product specifications before ordering.

# Ceramic Capacitors(SMD)





Part Number	Characteristic	Specific Applications	Appearance	Length	Width	Thickness	Temperature characteristics	Rated Voltage	Capacitance	Tolerance of capacitance	Notes
GRM1885C1E821GA01# NRND	125°C max. Reflow OK Flow OK	Consumer equipment, Industrial Equipment, Mobile Electronics, Medical equipment [GHTF A/B/C] except for implant equipment,		1.6 ±0.1mm	0.8 ±0.1mm	0.8 ±0.1mm	C0G(EIA)	25Vdc	820pF	±2%	
GRM1885C1E821JA01# NRND	125°C max. Reflow OK Flow OK	Automotive Consumer equipment, Industrial Equipment, Mobile Electronics, Medical equipment [GHTF A/B/C] except for implant equipment,		1.6 ±0.1mm	0.8 ±0.1mm	0.8 ±0.1mm	C0G(EIA)	25Vdc	820pF	±5%	
GRM1885C1E911GA01# NRND	125°C max. Reflow OK Flow OK	Automotive Consumer equipment, Industrial Equipment, Mobile Electronics, Medical equipment [GHTF A/B/C] except for implant equipment,		1.6 ±0.1mm	0.8 ±0.1mm	0.8 ±0.1mm	C0G(EIA)	25Vdc	910pF	±2%	
GRM1885C1E911JA01# NRND	125°C max. Reflow OK Flow OK	Automotive Consumer equipment, Industrial Equipment, Mobile Electronics, Medical equipment [GHTF A/B/C] except for implant equipment, Automotive		1.6 ±0.1mm	0.8 ±0.1mm	0.8 ±0.1mm	C0G(EIA)	25Vdc	910pF	±5%	

**Attention**

1. This catalog is downloaded from the website of Murata Manufacturing Co., Ltd. Therefore, it's specifications are subject to change or our products in it may be discontinued without advance notice. Please check with our sales representatives or product engineers before ordering.

2. This catalog has only typical specifications because there is no space for detailed specifications. Therefore, please review our product specifications or consult the approval sheet for product specifications before ordering.

# Ceramic Capacitors(SMD)

Part Number	Characteristic	Specific Applications	Appearance	Length	Width	Thickness	Temperature characteristics	Rated Voltage	Capacitance	Tolerance of capacitance	Notes
GRM1885C1H100GA01# NRND	125°C max. Reflow OK Flow OK	Consumer equipment, Industrial Equipment, Mobile Electronics, Medical equipment [GHTF A/B/C] except for implant equipment,		1.6 ±0.1mm	0.8 ±0.1mm	0.8 ±0.1mm	C0G(EIA)	50Vdc	10pF	±2%	
GRM1885C1H100JA01# NRND	125°C max. Reflow OK Flow OK	Automotive Consumer equipment, Industrial Equipment, Mobile Electronics, Medical equipment [GHTF A/B/C] except for implant equipment,		1.6 ±0.1mm	0.8 ±0.1mm	0.8 ±0.1mm	C0G(EIA)	50Vdc	10pF	±5%	
GRM1885C1H101GA01# NRND	125°C max. Reflow OK Flow OK	Automotive Consumer equipment, Industrial Equipment, Mobile Electronics, Medical equipment [GHTF A/B/C] except for implant equipment,		1.6 ±0.1mm	0.8 ±0.1mm	0.8 ±0.1mm	C0G(EIA)	50Vdc	100pF	±2%	
GRM1885C1H101JA01# NRND	125°C max. Reflow OK Flow OK	Automotive Consumer equipment, Industrial Equipment, Mobile Electronics, Medical equipment [GHTF A/B/C] except for implant equipment,		1.6 ±0.1mm	0.8 ±0.1mm	0.8 ±0.1mm	C0G(EIA)	50Vdc	100pF	±5%	

Automotive





**Attention**

1. This catalog is downloaded from the website of Murata Manufacturing Co., Ltd. Therefore, it's specifications are subject to change or our products in it may be discontinued without advance notice. Please check with our sales representatives or product engineers before ordering.

2. This catalog has only typical specifications because there is no space for detailed specifications. Therefore, please review our product specifications or consult the approval sheet for product specifications before ordering.



# Ceramic Capacitors(SMD)





Part Number	Characteristic	Specific Applications	Appearance	Length	Width	Thickness	Temperature characteristics	Rated Voltage	Capacitance	Tolerance of capacitance	Notes
GRM1885C1H110GA01# NRND	125°C max. Reflow OK Flow OK	Consumer equipment, Industrial Equipment, Mobile Electronics, Medical equipment [GHTF A/B/C] except for implant equipment,		1.6 ±0.1mm	0.8 ±0.1mm	0.8 ±0.1mm	C0G(EIA)	50Vdc	11pF	±2%	
GRM1885C1H110JA01# NRND	125°C max. Reflow OK Flow OK	Automotive Consumer equipment, Industrial Equipment, Mobile Electronics, Medical equipment [GHTF A/B/C] except for implant equipment,		1.6 ±0.1mm	0.8 ±0.1mm	0.8 ±0.1mm	C0G(EIA)	50Vdc	11pF	±5%	
GRM1885C1H111GA01# NRND	125°C max. Reflow OK Flow OK	Automotive Consumer equipment, Industrial Equipment, Mobile Electronics, Medical equipment [GHTF A/B/C] except for implant equipment,		1.6 ±0.1mm	0.8 ±0.1mm	0.8 ±0.1mm	C0G(EIA)	50Vdc	110pF	±2%	
GRM1885C1H111JA01# NRND	125°C max. Reflow OK Flow OK	Automotive Consumer equipment, Industrial Equipment, Mobile Electronics, Medical equipment [GHTF A/B/C] except for implant equipment, Automotive		1.6 ±0.1mm	0.8 ±0.1mm	0.8 ±0.1mm	C0G(EIA)	50Vdc	110pF	±5%	

**Attention**

1. This catalog is downloaded from the website of Murata Manufacturing Co., Ltd. Therefore, it's specifications are subject to change or our products in it may be discontinued without advance notice. Please check with our sales representatives or product engineers before ordering.

2. This catalog has only typical specifications because there is no space for detailed specifications. Therefore, please review our product specifications or consult the approval sheet for product specifications before ordering.

# Ceramic Capacitors(SMD)

Part Number	Characteristic	Specific Applications	Appearance	Length	Width	Thickness	Temperature characteristics	Rated Voltage	Capacitance	Tolerance of capacitance	Notes
GRM1885C1H120GA01# NRND	125 °C max. Reflow OK Flow OK	Consumer equipment, Industrial Equipment, Mobile Electronics, Medical equipment [GHTF A/B/C] except for implant equipment,		1.6 ±0.1mm	0.8 ±0.1mm	0.8 ±0.1mm	C0G(EIA)	50Vdc	12pF	±2%	
GRM1885C1H120JA01# NRND	125 °C max. Reflow OK Flow OK	Automotive Consumer equipment, Industrial Equipment, Mobile Electronics, Medical equipment [GHTF A/B/C] except for implant equipment,		1.6 ±0.1mm	0.8 ±0.1mm	0.8 ±0.1mm	C0G(EIA)	50Vdc	12pF	±5%	
GRM1885C1H121GA01# NRND	125 °C max. Reflow OK Flow OK	Automotive Consumer equipment, Industrial Equipment, Mobile Electronics, Medical equipment [GHTF A/B/C] except for implant equipment,		1.6 ±0.1mm	0.8 ±0.1mm	0.8 ±0.1mm	C0G(EIA)	50Vdc	120pF	±2%	
GRM1885C1H121JA01# NRND	125 °C max. Reflow OK Flow OK	Automotive Consumer equipment, Industrial Equipment, Mobile Electronics, Medical equipment [GHTF A/B/C] except for implant equipment,		1.6 ±0.1mm	0.8 ±0.1mm	0.8 ±0.1mm	C0G(EIA)	50Vdc	120pF	±5%	





Automotive

**Attention**

1. This catalog is downloaded from the website of Murata Manufacturing Co., Ltd. Therefore, it's specifications are subject to change or our products in it may be discontinued without advance notice. Please check with our sales representatives or product engineers before ordering.

2. This catalog has only typical specifications because there is no space for detailed specifications. Therefore, please review our product specifications or consult the approval sheet for product specifications before ordering.

# Ceramic Capacitors(SMD)





Part Number	Characteristic	Specific Applications	Appearance	Length	Width	Thickness	Temperature characteristics	Rated Voltage	Capacitance	Tolerance of capacitance	Notes
GRM1885C1H130GA01# NRND	125°C max. Reflow OK Flow OK	Consumer equipment, Industrial Equipment, Mobile Electronics, Medical equipment [GHTF A/B/C] except for implant equipment,		1.6 ±0.1mm	0.8 ±0.1mm	0.8 ±0.1mm	C0G(EIA)	50Vdc	13pF	±2%	
GRM1885C1H130JA01# NRND	125°C max. Reflow OK Flow OK	Automotive Consumer equipment, Industrial Equipment, Mobile Electronics, Medical equipment [GHTF A/B/C] except for implant equipment,		1.6 ±0.1mm	0.8 ±0.1mm	0.8 ±0.1mm	C0G(EIA)	50Vdc	13pF	±5%	
GRM1885C1H131GA01# NRND	125°C max. Reflow OK Flow OK	Automotive Consumer equipment, Industrial Equipment, Mobile Electronics, Medical equipment [GHTF A/B/C] except for implant equipment,		1.6 ±0.1mm	0.8 ±0.1mm	0.8 ±0.1mm	C0G(EIA)	50Vdc	130pF	±2%	
GRM1885C1H131JA01# NRND	125°C max. Reflow OK Flow OK	Automotive Consumer equipment, Industrial Equipment, Mobile Electronics, Medical equipment [GHTF A/B/C] except for implant equipment, Automotive		1.6 ±0.1mm	0.8 ±0.1mm	0.8 ±0.1mm	C0G(EIA)	50Vdc	130pF	±5%	

**Attention**

1. This catalog is downloaded from the website of Murata Manufacturing Co., Ltd. Therefore, it's specifications are subject to change or our products in it may be discontinued without advance notice. Please check with our sales representatives or product engineers before ordering.

2. This catalog has only typical specifications because there is no space for detailed specifications. Therefore, please review our product specifications or consult the approval sheet for product specifications before ordering.

# Ceramic Capacitors(SMD)

Part Number	Characteristic	Specific Applications	Appearance	Length	Width	Thickness	Temperature characteristics	Rated Voltage	Capacitance	Tolerance of capacitance	Notes
GRM1885C1H150GA01# NRND	125°C max. Reflow OK Flow OK	Consumer equipment, Industrial Equipment, Mobile Electronics, Medical equipment [GHTF A/B/C] except for implant equipment,		1.6 ±0.1mm	0.8 ±0.1mm	0.8 ±0.1mm	C0G(EIA)	50Vdc	15pF	±2%	
GRM1885C1H150JA01# NRND	125°C max. Reflow OK Flow OK	Automotive Consumer equipment, Industrial Equipment, Mobile Electronics, Medical equipment [GHTF A/B/C] except for implant equipment,		1.6 ±0.1mm	0.8 ±0.1mm	0.8 ±0.1mm	C0G(EIA)	50Vdc	15pF	±5%	
GRM1885C1H151GA01# NRND	125°C max. Reflow OK Flow OK	Automotive Consumer equipment, Industrial Equipment, Mobile Electronics, Medical equipment [GHTF A/B/C] except for implant equipment,		1.6 ±0.1mm	0.8 ±0.1mm	0.8 ±0.1mm	C0G(EIA)	50Vdc	150pF	±2%	
GRM1885C1H151JA01# NRND	125°C max. Reflow OK Flow OK	Automotive Consumer equipment, Industrial Equipment, Mobile Electronics, Medical equipment [GHTF A/B/C] except for implant equipment,		1.6 ±0.1mm	0.8 ±0.1mm	0.8 ±0.1mm	C0G(EIA)	50Vdc	150pF	±5%	





Automotive

**Attention**

1. This catalog is downloaded from the website of Murata Manufacturing Co., Ltd. Therefore, it's specifications are subject to change or our products in it may be discontinued without advance notice. Please check with our sales representatives or product engineers before ordering.

2. This catalog has only typical specifications because there is no space for detailed specifications. Therefore, please review our product specifications or consult the approval sheet for product specifications before ordering.

# Ceramic Capacitors(SMD)

Part Number	Characteristic	Specific Applications	Appearance	Length	Width	Thickness	Temperature characteristics	Rated Voltage	Capacitance	Tolerance of capacitance	Notes
GRM1885C1H160GA01# NRND	125°C max. Reflow OK Flow OK	Consumer equipment, Industrial Equipment,Mobile Electronics,Medical equipment [GHTF A/B/C] except for implant equipment,		1.6 ±0.1mm	0.8 ±0.1mm	0.8 ±0.1mm	C0G(EIA)	50Vdc	16pF	±2%	
GRM1885C1H160JA01# NRND	125°C max. Reflow OK Flow OK	Automotive Consumer equipment, Industrial Equipment,Mobile Electronics,Medical equipment [GHTF A/B/C] except for implant equipment,		1.6 ±0.1mm	0.8 ±0.1mm	0.8 ±0.1mm	C0G(EIA)	50Vdc	16pF	±5%	
GRM1885C1H161GA01# NRND	125°C max. Reflow OK Flow OK	Automotive Consumer equipment, Industrial Equipment,Mobile Electronics,Medical equipment [GHTF A/B/C] except for implant equipment,		1.6 ±0.1mm	0.8 ±0.1mm	0.8 ±0.1mm	C0G(EIA)	50Vdc	160pF	±2%	
GRM1885C1H161JA01# NRND	125°C max. Reflow OK Flow OK	Automotive Consumer equipment, Industrial Equipment,Mobile Electronics,Medical equipment [GHTF A/B/C] except for implant equipment, Automotive		1.6 ±0.1mm	0.8 ±0.1mm	0.8 ±0.1mm	C0G(EIA)	50Vdc	160pF	±5%	





**Attention**

1. This catalog is downloaded from the website of Murata Manufacturing Co., Ltd. Therefore, it's specifications are subject to change or our products in it may be discontinued without advance notice. Please check with our sales representatives or product engineers before ordering.

2. This catalog has only typical specifications because there is no space for detailed specifications.

Therefore, please review our product specifications or consult the approval sheet for product specifications before ordering.

# Ceramic Capacitors(SMD)





Part Number	Characteristic	Specific Applications	Appearance	Length	Width	Thickness	Temperature characteristics	Rated Voltage	Capacitance	Tolerance of capacitance	Notes
GRM1885C1H180GA01# NRND	125°C max. Reflow OK Flow OK	Consumer equipment, Industrial Equipment, Mobile Electronics, Medical equipment [GHTF A/B/C] except for implant equipment,		1.6 ±0.1mm	0.8 ±0.1mm	0.8 ±0.1mm	C0G(EIA)	50Vdc	18pF	±2%	
GRM1885C1H180JA01# NRND	125°C max. Reflow OK Flow OK	Automotive Consumer equipment, Industrial Equipment, Mobile Electronics, Medical equipment [GHTF A/B/C] except for implant equipment,		1.6 ±0.1mm	0.8 ±0.1mm	0.8 ±0.1mm	C0G(EIA)	50Vdc	18pF	±5%	
GRM1885C1H181GA01# NRND	125°C max. Reflow OK Flow OK	Automotive Consumer equipment, Industrial Equipment, Mobile Electronics, Medical equipment [GHTF A/B/C] except for implant equipment,		1.6 ±0.1mm	0.8 ±0.1mm	0.8 ±0.1mm	C0G(EIA)	50Vdc	180pF	±2%	
GRM1885C1H181JA01# NRND	125°C max. Reflow OK Flow OK	Automotive Consumer equipment, Industrial Equipment, Mobile Electronics, Medical equipment [GHTF A/B/C] except for implant equipment, Automotive		1.6 ±0.1mm	0.8 ±0.1mm	0.8 ±0.1mm	C0G(EIA)	50Vdc	180pF	±5%	

**Attention**

1. This catalog is downloaded from the website of Murata Manufacturing Co., Ltd. Therefore, it's specifications are subject to change or our products in it may be discontinued without advance notice. Please check with our sales representatives or product engineers before ordering.

2. This catalog has only typical specifications because there is no space for detailed specifications. Therefore, please review our product specifications or consult the approval sheet for product specifications before ordering.





# Ceramic Capacitors(SMD)

Part Number	Characteristic	Specific Applications	Appearance	Length	Width	Thickness	Temperature characteristics	Rated Voltage	Capacitance	Tolerance of capacitance	Notes
GRM1885C1H1R0BA01# NRND	125°C max. Reflow OK Flow OK	Consumer equipment, Industrial Equipment, Mobile Electronics, Medical equipment [GHTF A/B/C] except for implant equipment,		1.6 ±0.1mm	0.8 ±0.1mm	0.8 ±0.1mm	C0G(EIA)	50Vdc	1pF	±0.1pF	
GRM1885C1H1R0CA01# NRND	125°C max. Reflow OK Flow OK	Automotive Consumer equipment, Industrial Equipment, Mobile Electronics, Medical equipment [GHTF A/B/C] except for implant equipment,		1.6 ±0.1mm	0.8 ±0.1mm	0.8 ±0.1mm	C0G(EIA)	50Vdc	1pF	±0.25pF	
GRM1885C1H1R0WA01# NRND	125°C max. Reflow OK Flow OK	Automotive Consumer equipment, Industrial Equipment, Mobile Electronics, Medical equipment [GHTF A/B/C] except for implant equipment,		1.6 ±0.1mm	0.8 ±0.1mm	0.8 ±0.1mm	C0G(EIA)	50Vdc	1pF	±0.05pF	
GRM1885C1H1R1BA01# NRND	125°C max. Reflow OK Flow OK	Automotive Consumer equipment, Industrial Equipment, Mobile Electronics, Medical equipment [GHTF A/B/C] except for implant equipment,		1.6 ±0.1mm	0.8 ±0.1mm	0.8 ±0.1mm	C0G(EIA)	50Vdc	1.1pF	±0.1pF	

Automotive

**Attention**  
1. This catalog is downloaded from the website of Murata Manufacturing Co., Ltd. Therefore, it's specifications are subject to change or our products in it may be discontinued without advance notice. Please check with our sales representatives or product engineers before ordering.  
2. This catalog has only typical specifications because there is no space for detailed specifications.  
Therefore, please review our product specifications or consult the approval sheet for product specifications before ordering.

# Ceramic Capacitors(SMD)

Part Number	Characteristic	Specific Applications	Appearance	Length	Width	Thickness	Temperature characteristics	Rated Voltage	Capacitance	Tolerance of capacitance	Notes
GRM1885C1H1R1CA01# NRND	125°C max. Reflow OK Flow OK	Consumer equipment, Industrial Equipment, Mobile Electronics, Medical equipment [GHTF A/B/C] except for implant equipment,		1.6 ±0.1mm	0.8 ±0.1mm	0.8 ±0.1mm	C0G(EIA)	50Vdc	1.1pF	±0.25pF	
GRM1885C1H1R1WA01# NRND	125°C max. Reflow OK Flow OK	Automotive Consumer equipment, Industrial Equipment, Mobile Electronics, Medical equipment [GHTF A/B/C] except for implant equipment,		1.6 ±0.1mm	0.8 ±0.1mm	0.8 ±0.1mm	C0G(EIA)	50Vdc	1.1pF	±0.05pF	
GRM1885C1H1R2BA01# NRND	125°C max. Reflow OK Flow OK	Automotive Consumer equipment, Industrial Equipment, Mobile Electronics, Medical equipment [GHTF A/B/C] except for implant equipment,		1.6 ±0.1mm	0.8 ±0.1mm	0.8 ±0.1mm	C0G(EIA)	50Vdc	1.2pF	±0.1pF	
GRM1885C1H1R2CA01# NRND	125°C max. Reflow OK Flow OK	Automotive Consumer equipment, Industrial Equipment, Mobile Electronics, Medical equipment [GHTF A/B/C] except for implant equipment,		1.6 ±0.1mm	0.8 ±0.1mm	0.8 ±0.1mm	C0G(EIA)	50Vdc	1.2pF	±0.25pF	

Automotive





**Attention**

1. This catalog is downloaded from the website of Murata Manufacturing Co., Ltd. Therefore, it's specifications are subject to change or our products in it may be discontinued without advance notice. Please check with our sales representatives or product engineers before ordering.

2. This catalog has only typical specifications because there is no space for detailed specifications. Therefore, please review our product specifications or consult the approval sheet for product specifications before ordering.



# Ceramic Capacitors(SMD)





Part Number	Characteristic	Specific Applications	Appearance	Length	Width	Thickness	Temperature characteristics	Rated Voltage	Capacitance	Tolerance of capacitance	Notes
GRM1885C1H1R2WA01# NRND	125°C max. Reflow OK Flow OK	Consumer equipment, Industrial Equipment,Mobile Electronics,Medical equipment [GHTF A/B/C] except for implant equipment,		1.6 ±0.1mm	0.8 ±0.1mm	0.8 ±0.1mm	C0G(EIA)	50Vdc	1.2pF	±0.05pF	
GRM1885C1H1R3BA01# NRND	125°C max. Reflow OK Flow OK	Automotive Consumer equipment, Industrial Equipment,Mobile Electronics,Medical equipment [GHTF A/B/C] except for implant equipment,		1.6 ±0.1mm	0.8 ±0.1mm	0.8 ±0.1mm	C0G(EIA)	50Vdc	1.3pF	±0.1pF	
GRM1885C1H1R3CA01# NRND	125°C max. Reflow OK Flow OK	Automotive Consumer equipment, Industrial Equipment,Mobile Electronics,Medical equipment [GHTF A/B/C] except for implant equipment,		1.6 ±0.1mm	0.8 ±0.1mm	0.8 ±0.1mm	C0G(EIA)	50Vdc	1.3pF	±0.25pF	
GRM1885C1H1R3WA01# NRND	125°C max. Reflow OK Flow OK	Automotive Consumer equipment, Industrial Equipment,Mobile Electronics,Medical equipment [GHTF A/B/C] except for implant equipment, Automotive		1.6 ±0.1mm	0.8 ±0.1mm	0.8 ±0.1mm	C0G(EIA)	50Vdc	1.3pF	±0.05pF	

**Attention**

1. This catalog is downloaded from the website of Murata Manufacturing Co., Ltd. Therefore, it's specifications are subject to change or our products in it may be discontinued without advance notice. Please check with our sales representatives or product engineers before ordering.

2. This catalog has only typical specifications because there is no space for detailed specifications. Therefore, please review our product specifications or consult the approval sheet for product specifications before ordering.

# Ceramic Capacitors(SMD)

Part Number	Characteristic	Specific Applications	Appearance	Length	Width	Thickness	Temperature characteristics	Rated Voltage	Capacitance	Tolerance of capacitance	Notes
GRM1885C1H1R4BA01# NRND	125°C max. Reflow OK Flow OK	Consumer equipment, Industrial Equipment, Mobile Electronics, Medical equipment [GHTF A/B/C] except for implant equipment,		1.6 ±0.1mm	0.8 ±0.1mm	0.8 ±0.1mm	C0G(EIA)	50Vdc	1.4pF	±0.1pF	
GRM1885C1H1R4CA01# NRND	125°C max. Reflow OK Flow OK	Automotive Consumer equipment, Industrial Equipment, Mobile Electronics, Medical equipment [GHTF A/B/C] except for implant equipment,		1.6 ±0.1mm	0.8 ±0.1mm	0.8 ±0.1mm	C0G(EIA)	50Vdc	1.4pF	±0.25pF	
GRM1885C1H1R4WA01# NRND	125°C max. Reflow OK Flow OK	Automotive Consumer equipment, Industrial Equipment, Mobile Electronics, Medical equipment [GHTF A/B/C] except for implant equipment,		1.6 ±0.1mm	0.8 ±0.1mm	0.8 ±0.1mm	C0G(EIA)	50Vdc	1.4pF	±0.05pF	
GRM1885C1H1R5BA01# NRND	125°C max. Reflow OK Flow OK	Automotive Consumer equipment, Industrial Equipment, Mobile Electronics, Medical equipment [GHTF A/B/C] except for implant equipment,		1.6 ±0.1mm	0.8 ±0.1mm	0.8 ±0.1mm	C0G(EIA)	50Vdc	1.5pF	±0.1pF	





Automotive

**Attention**

1. This catalog is downloaded from the website of Murata Manufacturing Co., Ltd. Therefore, it's specifications are subject to change or our products in it may be discontinued without advance notice. Please check with our sales representatives or product engineers before ordering.

2. This catalog has only typical specifications because there is no space for detailed specifications. Therefore, please review our product specifications or consult the approval sheet for product specifications before ordering.

# Ceramic Capacitors(SMD)





Part Number	Characteristic	Specific Applications	Appearance	Length	Width	Thickness	Temperature characteristics	Rated Voltage	Capacitance	Tolerance of capacitance	Notes
GRM1885C1H1R5CA01# NRND	125°C max. Reflow OK Flow OK	Consumer equipment, Industrial Equipment, Mobile Electronics, Medical equipment [GHTF A/B/C] except for implant equipment,		1.6 ±0.1mm	0.8 ±0.1mm	0.8 ±0.1mm	C0G(EIA)	50Vdc	1.5pF	±0.25pF	
GRM1885C1H1R5WA01# NRND	125°C max. Reflow OK Flow OK	Automotive Consumer equipment, Industrial Equipment, Mobile Electronics, Medical equipment [GHTF A/B/C] except for implant equipment,		1.6 ±0.1mm	0.8 ±0.1mm	0.8 ±0.1mm	C0G(EIA)	50Vdc	1.5pF	±0.05pF	
GRM1885C1H1R6BA01# NRND	125°C max. Reflow OK Flow OK	Automotive Consumer equipment, Industrial Equipment, Mobile Electronics, Medical equipment [GHTF A/B/C] except for implant equipment,		1.6 ±0.1mm	0.8 ±0.1mm	0.8 ±0.1mm	C0G(EIA)	50Vdc	1.6pF	±0.1pF	
GRM1885C1H1R6CA01# NRND	125°C max. Reflow OK Flow OK	Automotive Consumer equipment, Industrial Equipment, Mobile Electronics, Medical equipment [GHTF A/B/C] except for implant equipment, Automotive		1.6 ±0.1mm	0.8 ±0.1mm	0.8 ±0.1mm	C0G(EIA)	50Vdc	1.6pF	±0.25pF	

**Attention**

1. This catalog is downloaded from the website of Murata Manufacturing Co., Ltd. Therefore, it's specifications are subject to change or our products in it may be discontinued without advance notice. Please check with our sales representatives or product engineers before ordering.

2. This catalog has only typical specifications because there is no space for detailed specifications. Therefore, please review our product specifications or consult the approval sheet for product specifications before ordering.

# Ceramic Capacitors(SMD)

Part Number	Characteristic	Specific Applications	Appearance	Length	Width	Thickness	Temperature characteristics	Rated Voltage	Capacitance	Tolerance of capacitance	Notes
GRM1885C1H1R6WA01# NRND	125°C max. Reflow OK Flow OK	Consumer equipment, Industrial Equipment, Mobile Electronics, Medical equipment [GHTF A/B/C] except for implant equipment,		1.6 ±0.1mm	0.8 ±0.1mm	0.8 ±0.1mm	C0G(EIA)	50Vdc	1.6pF	±0.05pF	
GRM1885C1H1R7BA01# NRND	125°C max. Reflow OK Flow OK	Automotive Consumer equipment, Industrial Equipment, Mobile Electronics, Medical equipment [GHTF A/B/C] except for implant equipment,		1.6 ±0.1mm	0.8 ±0.1mm	0.8 ±0.1mm	C0G(EIA)	50Vdc	1.7pF	±0.1pF	
GRM1885C1H1R7CA01# NRND	125°C max. Reflow OK Flow OK	Automotive Consumer equipment, Industrial Equipment, Mobile Electronics, Medical equipment [GHTF A/B/C] except for implant equipment,		1.6 ±0.1mm	0.8 ±0.1mm	0.8 ±0.1mm	C0G(EIA)	50Vdc	1.7pF	±0.25pF	
GRM1885C1H1R7WA01# NRND	125°C max. Reflow OK Flow OK	Automotive Consumer equipment, Industrial Equipment, Mobile Electronics, Medical equipment [GHTF A/B/C] except for implant equipment,		1.6 ±0.1mm	0.8 ±0.1mm	0.8 ±0.1mm	C0G(EIA)	50Vdc	1.7pF	±0.05pF	





Automotive

**Attention**

1. This catalog is downloaded from the website of Murata Manufacturing Co., Ltd. Therefore, it's specifications are subject to change or our products in it may be discontinued without advance notice. Please check with our sales representatives or product engineers before ordering.

2. This catalog has only typical specifications because there is no space for detailed specifications. Therefore, please review our product specifications or consult the approval sheet for product specifications before ordering.

# Ceramic Capacitors(SMD)

Part Number	Characteristic	Specific Applications	Appearance	Length	Width	Thickness	Temperature characteristics	Rated Voltage	Capacitance	Tolerance of capacitance	Notes
GRM1885C1H1R8BA01# NRND	125°C max. Reflow OK Flow OK	Consumer equipment, Industrial Equipment, Mobile Electronics, Medical equipment [GHTF A/B/C] except for implant equipment,		1.6 ±0.1mm	0.8 ±0.1mm	0.8 ±0.1mm	C0G(EIA)	50Vdc	1.8pF	±0.1pF	
GRM1885C1H1R8CA01# NRND	125°C max. Reflow OK Flow OK	Automotive Consumer equipment, Industrial Equipment, Mobile Electronics, Medical equipment [GHTF A/B/C] except for implant equipment,		1.6 ±0.1mm	0.8 ±0.1mm	0.8 ±0.1mm	C0G(EIA)	50Vdc	1.8pF	±0.25pF	
GRM1885C1H1R8WA01# NRND	125°C max. Reflow OK Flow OK	Automotive Consumer equipment, Industrial Equipment, Mobile Electronics, Medical equipment [GHTF A/B/C] except for implant equipment,		1.6 ±0.1mm	0.8 ±0.1mm	0.8 ±0.1mm	C0G(EIA)	50Vdc	1.8pF	±0.05pF	
GRM1885C1H1R9BA01# NRND	125°C max. Reflow OK Flow OK	Automotive Consumer equipment, Industrial Equipment, Mobile Electronics, Medical equipment [GHTF A/B/C] except for implant equipment,		1.6 ±0.1mm	0.8 ±0.1mm	0.8 ±0.1mm	C0G(EIA)	50Vdc	1.9pF	±0.1pF	





Automotive

**Attention**

1. This catalog is downloaded from the website of Murata Manufacturing Co., Ltd. Therefore, it's specifications are subject to change or our products in it may be discontinued without advance notice. Please check with our sales representatives or product engineers before ordering.

2. This catalog has only typical specifications because there is no space for detailed specifications. Therefore, please review our product specifications or consult the approval sheet for product specifications before ordering.

# Ceramic Capacitors(SMD)





Part Number	Characteristic	Specific Applications	Appearance	Length	Width	Thickness	Temperature characteristics	Rated Voltage	Capacitance	Tolerance of capacitance	Notes
GRM1885C1H1R9CA01# NRND	125°C max. Reflow OK Flow OK	Consumer equipment, Industrial Equipment, Mobile Electronics, Medical equipment [GHTF A/B/C] except for implant equipment,		1.6 ±0.1mm	0.8 ±0.1mm	0.8 ±0.1mm	C0G(EIA)	50Vdc	1.9pF	±0.25pF	
GRM1885C1H1R9WA01# NRND	125°C max. Reflow OK Flow OK	Automotive Consumer equipment, Industrial Equipment, Mobile Electronics, Medical equipment [GHTF A/B/C] except for implant equipment,		1.6 ±0.1mm	0.8 ±0.1mm	0.8 ±0.1mm	C0G(EIA)	50Vdc	1.9pF	±0.05pF	
GRM1885C1H200GA01# NRND	125°C max. Reflow OK Flow OK	Automotive Consumer equipment, Industrial Equipment, Mobile Electronics, Medical equipment [GHTF A/B/C] except for implant equipment,		1.6 ±0.1mm	0.8 ±0.1mm	0.8 ±0.1mm	C0G(EIA)	50Vdc	20pF	±2%	
GRM1885C1H200JA01# NRND	125°C max. Reflow OK Flow OK	Automotive Consumer equipment, Industrial Equipment, Mobile Electronics, Medical equipment [GHTF A/B/C] except for implant equipment, Automotive		1.6 ±0.1mm	0.8 ±0.1mm	0.8 ±0.1mm	C0G(EIA)	50Vdc	20pF	±5%	

**Attention**

1. This catalog is downloaded from the website of Murata Manufacturing Co., Ltd. Therefore, it's specifications are subject to change or our products in it may be discontinued without advance notice. Please check with our sales representatives or product engineers before ordering.

2. This catalog has only typical specifications because there is no space for detailed specifications. Therefore, please review our product specifications or consult the approval sheet for product specifications before ordering.

# Ceramic Capacitors(SMD)

Part Number	Characteristic	Specific Applications	Appearance	Length	Width	Thickness	Temperature characteristics	Rated Voltage	Capacitance	Tolerance of capacitance	Notes
GRM1885C1H201GA01# NRND	125°C max. Reflow OK Flow OK	Consumer equipment, Industrial Equipment, Mobile Electronics, Medical equipment [GHTF A/B/C] except for implant equipment,		1.6 ±0.1mm	0.8 ±0.1mm	0.8 ±0.1mm	C0G(EIA)	50Vdc	200pF	±2%	
GRM1885C1H201JA01# NRND	125°C max. Reflow OK Flow OK	Automotive Consumer equipment, Industrial Equipment, Mobile Electronics, Medical equipment [GHTF A/B/C] except for implant equipment,		1.6 ±0.1mm	0.8 ±0.1mm	0.8 ±0.1mm	C0G(EIA)	50Vdc	200pF	±5%	
GRM1885C1H220GA01# NRND	125°C max. Reflow OK Flow OK	Automotive Consumer equipment, Industrial Equipment, Mobile Electronics, Medical equipment [GHTF A/B/C] except for implant equipment,		1.6 ±0.1mm	0.8 ±0.1mm	0.8 ±0.1mm	C0G(EIA)	50Vdc	22pF	±2%	
GRM1885C1H220JA01# NRND	125°C max. Reflow OK Flow OK	Automotive Consumer equipment, Industrial Equipment, Mobile Electronics, Medical equipment [GHTF A/B/C] except for implant equipment,		1.6 ±0.1mm	0.8 ±0.1mm	0.8 ±0.1mm	C0G(EIA)	50Vdc	22pF	±5%	





Automotive

**Attention**

1. This catalog is downloaded from the website of Murata Manufacturing Co., Ltd. Therefore, it's specifications are subject to change or our products in it may be discontinued without advance notice. Please check with our sales representatives or product engineers before ordering.

2. This catalog has only typical specifications because there is no space for detailed specifications. Therefore, please review our product specifications or consult the approval sheet for product specifications before ordering.

# Ceramic Capacitors(SMD)

Part Number	Characteristic	Specific Applications	Appearance	Length	Width	Thickness	Temperature characteristics	Rated Voltage	Capacitance	Tolerance of capacitance	Notes
GRM1885C1H221GA01# NRND	125°C max. Reflow OK Flow OK	Consumer equipment, Industrial Equipment, Mobile Electronics, Medical equipment [GHTF A/B/C] except for implant equipment,		1.6 ±0.1mm	0.8 ±0.1mm	0.8 ±0.1mm	C0G(EIA)	50Vdc	220pF	±2%	
GRM1885C1H221JA01# NRND	125°C max. Reflow OK Flow OK	Automotive Consumer equipment, Industrial Equipment, Mobile Electronics, Medical equipment [GHTF A/B/C] except for implant equipment,		1.6 ±0.1mm	0.8 ±0.1mm	0.8 ±0.1mm	C0G(EIA)	50Vdc	220pF	±5%	
GRM1885C1H240GA01# NRND	125°C max. Reflow OK Flow OK	Automotive Consumer equipment, Industrial Equipment, Mobile Electronics, Medical equipment [GHTF A/B/C] except for implant equipment,		1.6 ±0.1mm	0.8 ±0.1mm	0.8 ±0.1mm	C0G(EIA)	50Vdc	24pF	±2%	
GRM1885C1H240JA01# NRND	125°C max. Reflow OK Flow OK	Automotive Consumer equipment, Industrial Equipment, Mobile Electronics, Medical equipment [GHTF A/B/C] except for implant equipment,		1.6 ±0.1mm	0.8 ±0.1mm	0.8 ±0.1mm	C0G(EIA)	50Vdc	24pF	±5%	

Automotive





**Attention**

1. This catalog is downloaded from the website of Murata Manufacturing Co., Ltd. Therefore, it's specifications are subject to change or our products in it may be discontinued without advance notice. Please check with our sales representatives or product engineers before ordering.

2. This catalog has only typical specifications because there is no space for detailed specifications. Therefore, please review our product specifications or consult the approval sheet for product specifications before ordering.



# Ceramic Capacitors(SMD)

Part Number	Characteristic	Specific Applications	Appearance	Length	Width	Thickness	Temperature characteristics	Rated Voltage	Capacitance	Tolerance of capacitance	Notes
GRM1885C1H241GA01# NRND	125°C max. Reflow OK Flow OK	Consumer equipment, Industrial Equipment, Mobile Electronics, Medical equipment [GHTF A/B/C] except for implant equipment,		1.6 ±0.1mm	0.8 ±0.1mm	0.8 ±0.1mm	C0G(EIA)	50Vdc	240pF	±2%	
GRM1885C1H241JA01# NRND	125°C max. Reflow OK Flow OK	Automotive Consumer equipment, Industrial Equipment, Mobile Electronics, Medical equipment [GHTF A/B/C] except for implant equipment,		1.6 ±0.1mm	0.8 ±0.1mm	0.8 ±0.1mm	C0G(EIA)	50Vdc	240pF	±5%	
GRM1885C1H270GA01# NRND	125°C max. Reflow OK Flow OK	Automotive Consumer equipment, Industrial Equipment, Mobile Electronics, Medical equipment [GHTF A/B/C] except for implant equipment,		1.6 ±0.1mm	0.8 ±0.1mm	0.8 ±0.1mm	C0G(EIA)	50Vdc	27pF	±2%	
GRM1885C1H270JA01# NRND	125°C max. Reflow OK Flow OK	Automotive Consumer equipment, Industrial Equipment, Mobile Electronics, Medical equipment [GHTF A/B/C] except for implant equipment,		1.6 ±0.1mm	0.8 ±0.1mm	0.8 ±0.1mm	C0G(EIA)	50Vdc	27pF	±5%	





Automotive

**Attention**

1. This catalog is downloaded from the website of Murata Manufacturing Co., Ltd. Therefore, it's specifications are subject to change or our products in it may be discontinued without advance notice. Please check with our sales representatives or product engineers before ordering.

2. This catalog has only typical specifications because there is no space for detailed specifications. Therefore, please review our product specifications or consult the approval sheet for product specifications before ordering.

# Ceramic Capacitors(SMD)

Part Number	Characteristic	Specific Applications	Appearance	Length	Width	Thickness	Temperature characteristics	Rated Voltage	Capacitance	Tolerance of capacitance	Notes
GRM1885C1H271GA01# NRND	125°C max. Reflow OK Flow OK	Consumer equipment, Industrial Equipment, Mobile Electronics, Medical equipment [GHTF A/B/C] except for implant equipment,		1.6 ±0.1mm	0.8 ±0.1mm	0.8 ±0.1mm	C0G(EIA)	50Vdc	270pF	±2%	
GRM1885C1H271JA01# NRND	125°C max. Reflow OK Flow OK	Automotive Consumer equipment, Industrial Equipment, Mobile Electronics, Medical equipment [GHTF A/B/C] except for implant equipment,		1.6 ±0.1mm	0.8 ±0.1mm	0.8 ±0.1mm	C0G(EIA)	50Vdc	270pF	±5%	
GRM1885C1H2R0BA01# NRND	125°C max. Reflow OK Flow OK	Automotive Consumer equipment, Industrial Equipment, Mobile Electronics, Medical equipment [GHTF A/B/C] except for implant equipment,		1.6 ±0.1mm	0.8 ±0.1mm	0.8 ±0.1mm	C0G(EIA)	50Vdc	2pF	±0.1pF	
GRM1885C1H2R0CA01# NRND	125°C max. Reflow OK Flow OK	Automotive Consumer equipment, Industrial Equipment, Mobile Electronics, Medical equipment [GHTF A/B/C] except for implant equipment,		1.6 ±0.1mm	0.8 ±0.1mm	0.8 ±0.1mm	C0G(EIA)	50Vdc	2pF	±0.25pF	





Automotive

**Attention**

1. This catalog is downloaded from the website of Murata Manufacturing Co., Ltd. Therefore, it's specifications are subject to change or our products in it may be discontinued without advance notice. Please check with our sales representatives or product engineers before ordering.

2. This catalog has only typical specifications because there is no space for detailed specifications. Therefore, please review our product specifications or consult the approval sheet for product specifications before ordering.

# Ceramic Capacitors(SMD)

Part Number	Characteristic	Specific Applications	Appearance	Length	Width	Thickness	Temperature characteristics	Rated Voltage	Capacitance	Tolerance of capacitance	Notes
GRM1885C1H2R0WA01# NRND	125°C max. Reflow OK Flow OK	Consumer equipment, Industrial Equipment, Mobile Electronics, Medical equipment [GHTF A/B/C] except for implant equipment,		1.6 ±0.1mm	0.8 ±0.1mm	0.8 ±0.1mm	C0G(EIA)	50Vdc	2pF	±0.05pF	
GRM1885C1H2R1BA01# NRND	125°C max. Reflow OK Flow OK	Automotive Consumer equipment, Industrial Equipment, Mobile Electronics, Medical equipment [GHTF A/B/C] except for implant equipment,		1.6 ±0.1mm	0.8 ±0.1mm	0.8 ±0.1mm	C0G(EIA)	50Vdc	2.1pF	±0.1pF	
GRM1885C1H2R1CA01# NRND	125°C max. Reflow OK Flow OK	Automotive Consumer equipment, Industrial Equipment, Mobile Electronics, Medical equipment [GHTF A/B/C] except for implant equipment,		1.6 ±0.1mm	0.8 ±0.1mm	0.8 ±0.1mm	C0G(EIA)	50Vdc	2.1pF	±0.25pF	
GRM1885C1H2R1WA01# NRND	125°C max. Reflow OK Flow OK	Automotive Consumer equipment, Industrial Equipment, Mobile Electronics, Medical equipment [GHTF A/B/C] except for implant equipment,		1.6 ±0.1mm	0.8 ±0.1mm	0.8 ±0.1mm	C0G(EIA)	50Vdc	2.1pF	±0.05pF	





Automotive

**Attention**

1. This catalog is downloaded from the website of Murata Manufacturing Co., Ltd. Therefore, it's specifications are subject to change or our products in it may be discontinued without advance notice. Please check with our sales representatives or product engineers before ordering.

2. This catalog has only typical specifications because there is no space for detailed specifications. Therefore, please review our product specifications or consult the approval sheet for product specifications before ordering.

# Ceramic Capacitors(SMD)





Part Number	Characteristic	Specific Applications	Appearance	Length	Width	Thickness	Temperature characteristics	Rated Voltage	Capacitance	Tolerance of capacitance	Notes
GRM1885C1H2R2BA01# NRND	125°C max. Reflow OK Flow OK	Consumer equipment, Industrial Equipment, Mobile Electronics, Medical equipment [GHTF A/B/C] except for implant equipment,		1.6 ±0.1mm	0.8 ±0.1mm	0.8 ±0.1mm	C0G(EIA)	50Vdc	2.2pF	±0.1pF	
GRM1885C1H2R2CA01# NRND	125°C max. Reflow OK Flow OK	Automotive Consumer equipment, Industrial Equipment, Mobile Electronics, Medical equipment [GHTF A/B/C] except for implant equipment,		1.6 ±0.1mm	0.8 ±0.1mm	0.8 ±0.1mm	C0G(EIA)	50Vdc	2.2pF	±0.25pF	
GRM1885C1H2R2WA01# NRND	125°C max. Reflow OK Flow OK	Automotive Consumer equipment, Industrial Equipment, Mobile Electronics, Medical equipment [GHTF A/B/C] except for implant equipment,		1.6 ±0.1mm	0.8 ±0.1mm	0.8 ±0.1mm	C0G(EIA)	50Vdc	2.2pF	±0.05pF	
GRM1885C1H2R3BA01# NRND	125°C max. Reflow OK Flow OK	Automotive Consumer equipment, Industrial Equipment, Mobile Electronics, Medical equipment [GHTF A/B/C] except for implant equipment, Automotive		1.6 ±0.1mm	0.8 ±0.1mm	0.8 ±0.1mm	C0G(EIA)	50Vdc	2.3pF	±0.1pF	

**Attention**

1. This catalog is downloaded from the website of Murata Manufacturing Co., Ltd. Therefore, it's specifications are subject to change or our products in it may be discontinued without advance notice. Please check with our sales representatives or product engineers before ordering.

2. This catalog has only typical specifications because there is no space for detailed specifications. Therefore, please review our product specifications or consult the approval sheet for product specifications before ordering.

# Ceramic Capacitors(SMD)

Part Number	Characteristic	Specific Applications	Appearance	Length	Width	Thickness	Temperature characteristics	Rated Voltage	Capacitance	Tolerance of capacitance	Notes
GRM1885C1H2R3CA01# NRND	125°C max. Reflow OK Flow OK	Consumer equipment, Industrial Equipment, Mobile Electronics, Medical equipment [GHTF A/B/C] except for implant equipment,		1.6 ±0.1mm	0.8 ±0.1mm	0.8 ±0.1mm	C0G(EIA)	50Vdc	2.3pF	±0.25pF	
GRM1885C1H2R3WA01# NRND	125°C max. Reflow OK Flow OK	Automotive Consumer equipment, Industrial Equipment, Mobile Electronics, Medical equipment [GHTF A/B/C] except for implant equipment,		1.6 ±0.1mm	0.8 ±0.1mm	0.8 ±0.1mm	C0G(EIA)	50Vdc	2.3pF	±0.05pF	
GRM1885C1H2R4BA01# NRND	125°C max. Reflow OK Flow OK	Automotive Consumer equipment, Industrial Equipment, Mobile Electronics, Medical equipment [GHTF A/B/C] except for implant equipment,		1.6 ±0.1mm	0.8 ±0.1mm	0.8 ±0.1mm	C0G(EIA)	50Vdc	2.4pF	±0.1pF	
GRM1885C1H2R4CA01# NRND	125°C max. Reflow OK Flow OK	Automotive Consumer equipment, Industrial Equipment, Mobile Electronics, Medical equipment [GHTF A/B/C] except for implant equipment,		1.6 ±0.1mm	0.8 ±0.1mm	0.8 ±0.1mm	C0G(EIA)	50Vdc	2.4pF	±0.25pF	





Automotive

**Attention**

1. This catalog is downloaded from the website of Murata Manufacturing Co., Ltd. Therefore, it's specifications are subject to change or our products in it may be discontinued without advance notice. Please check with our sales representatives or product engineers before ordering.

2. This catalog has only typical specifications because there is no space for detailed specifications. Therefore, please review our product specifications or consult the approval sheet for product specifications before ordering.

# Ceramic Capacitors(SMD)

Part Number	Characteristic	Specific Applications	Appearance	Length	Width	Thickness	Temperature characteristics	Rated Voltage	Capacitance	Tolerance of capacitance	Notes
GRM1885C1H2R4WA01# NRND	125°C max. Reflow OK Flow OK	Consumer equipment, Industrial Equipment, Mobile Electronics, Medical equipment [GHTF A/B/C] except for implant equipment,		1.6 ±0.1mm	0.8 ±0.1mm	0.8 ±0.1mm	C0G(EIA)	50Vdc	2.4pF	±0.05pF	
GRM1885C1H2R5BA01# NRND	125°C max. Reflow OK Flow OK	Automotive Consumer equipment, Industrial Equipment, Mobile Electronics, Medical equipment [GHTF A/B/C] except for implant equipment,		1.6 ±0.1mm	0.8 ±0.1mm	0.8 ±0.1mm	C0G(EIA)	50Vdc	2.5pF	±0.1pF	
GRM1885C1H2R5CA01# NRND	125°C max. Reflow OK Flow OK	Automotive Consumer equipment, Industrial Equipment, Mobile Electronics, Medical equipment [GHTF A/B/C] except for implant equipment,		1.6 ±0.1mm	0.8 ±0.1mm	0.8 ±0.1mm	C0G(EIA)	50Vdc	2.5pF	±0.25pF	
GRM1885C1H2R5WA01# NRND	125°C max. Reflow OK Flow OK	Automotive Consumer equipment, Industrial Equipment, Mobile Electronics, Medical equipment [GHTF A/B/C] except for implant equipment,		1.6 ±0.1mm	0.8 ±0.1mm	0.8 ±0.1mm	C0G(EIA)	50Vdc	2.5pF	±0.05pF	





Automotive

**Attention**

1. This catalog is downloaded from the website of Murata Manufacturing Co., Ltd. Therefore, it's specifications are subject to change or our products in it may be discontinued without advance notice. Please check with our sales representatives or product engineers before ordering.

2. This catalog has only typical specifications because there is no space for detailed specifications. Therefore, please review our product specifications or consult the approval sheet for product specifications before ordering.

# Ceramic Capacitors(SMD)





Part Number	Characteristic	Specific Applications	Appearance	Length	Width	Thickness	Temperature characteristics	Rated Voltage	Capacitance	Tolerance of capacitance	Notes
GRM1885C1H2R6BA01# NRND	125°C max. Reflow OK Flow OK	Consumer equipment, Industrial Equipment,Mobile Electronics,Medical equipment [GHTF A/B/C] except for implant equipment,		1.6 ±0.1mm	0.8 ±0.1mm	0.8 ±0.1mm	C0G(EIA)	50Vdc	2.6pF	±0.1pF	
GRM1885C1H2R6CA01# NRND	125°C max. Reflow OK Flow OK	Automotive Consumer equipment, Industrial Equipment,Mobile Electronics,Medical equipment [GHTF A/B/C] except for implant equipment,		1.6 ±0.1mm	0.8 ±0.1mm	0.8 ±0.1mm	C0G(EIA)	50Vdc	2.6pF	±0.25pF	
GRM1885C1H2R6WA01# NRND	125°C max. Reflow OK Flow OK	Automotive Consumer equipment, Industrial Equipment,Mobile Electronics,Medical equipment [GHTF A/B/C] except for implant equipment,		1.6 ±0.1mm	0.8 ±0.1mm	0.8 ±0.1mm	C0G(EIA)	50Vdc	2.6pF	±0.05pF	
GRM1885C1H2R7BA01# NRND	125°C max. Reflow OK Flow OK	Automotive Consumer equipment, Industrial Equipment,Mobile Electronics,Medical equipment [GHTF A/B/C] except for implant equipment, Automotive		1.6 ±0.1mm	0.8 ±0.1mm	0.8 ±0.1mm	C0G(EIA)	50Vdc	2.7pF	±0.1pF	

**Attention**

1. This catalog is downloaded from the website of Murata Manufacturing Co., Ltd. Therefore, it's specifications are subject to change or our products in it may be discontinued without advance notice. Please check with our sales representatives or product engineers before ordering.

2. This catalog has only typical specifications because there is no space for detailed specifications. Therefore, please review our product specifications or consult the approval sheet for product specifications before ordering.

# Ceramic Capacitors(SMD)

Part Number	Characteristic	Specific Applications	Appearance	Length	Width	Thickness	Temperature characteristics	Rated Voltage	Capacitance	Tolerance of capacitance	Notes
GRM1885C1H2R7CA01# NRND	125°C max. Reflow OK Flow OK	Consumer equipment, Industrial Equipment, Mobile Electronics, Medical equipment [GHTF A/B/C] except for implant equipment,		1.6 ±0.1mm	0.8 ±0.1mm	0.8 ±0.1mm	C0G(EIA)	50Vdc	2.7pF	±0.25pF	
GRM1885C1H2R7WA01# NRND	125°C max. Reflow OK Flow OK	Automotive Consumer equipment, Industrial Equipment, Mobile Electronics, Medical equipment [GHTF A/B/C] except for implant equipment,		1.6 ±0.1mm	0.8 ±0.1mm	0.8 ±0.1mm	C0G(EIA)	50Vdc	2.7pF	±0.05pF	
GRM1885C1H2R8BA01# NRND	125°C max. Reflow OK Flow OK	Automotive Consumer equipment, Industrial Equipment, Mobile Electronics, Medical equipment [GHTF A/B/C] except for implant equipment,		1.6 ±0.1mm	0.8 ±0.1mm	0.8 ±0.1mm	C0G(EIA)	50Vdc	2.8pF	±0.1pF	
GRM1885C1H2R8CA01# NRND	125°C max. Reflow OK Flow OK	Automotive Consumer equipment, Industrial Equipment, Mobile Electronics, Medical equipment [GHTF A/B/C] except for implant equipment,		1.6 ±0.1mm	0.8 ±0.1mm	0.8 ±0.1mm	C0G(EIA)	50Vdc	2.8pF	±0.25pF	

Automotive





**Attention**

1. This catalog is downloaded from the website of Murata Manufacturing Co., Ltd. Therefore, it's specifications are subject to change or our products in it may be discontinued without advance notice. Please check with our sales representatives or product engineers before ordering.

2. This catalog has only typical specifications because there is no space for detailed specifications. Therefore, please review our product specifications or consult the approval sheet for product specifications before ordering.



# Ceramic Capacitors(SMD)





Part Number	Characteristic	Specific Applications	Appearance	Length	Width	Thickness	Temperature characteristics	Rated Voltage	Capacitance	Tolerance of capacitance	Notes
GRM1885C1H2R8WA01# NRND	125°C max. Reflow OK Flow OK	Consumer equipment, Industrial Equipment, Mobile Electronics, Medical equipment [GHTF A/B/C] except for implant equipment,		1.6 ±0.1mm	0.8 ±0.1mm	0.8 ±0.1mm	C0G(EIA)	50Vdc	2.8pF	±0.05pF	
GRM1885C1H2R9BA01# NRND	125°C max. Reflow OK Flow OK	Automotive Consumer equipment, Industrial Equipment, Mobile Electronics, Medical equipment [GHTF A/B/C] except for implant equipment,		1.6 ±0.1mm	0.8 ±0.1mm	0.8 ±0.1mm	C0G(EIA)	50Vdc	2.9pF	±0.1pF	
GRM1885C1H2R9CA01# NRND	125°C max. Reflow OK Flow OK	Automotive Consumer equipment, Industrial Equipment, Mobile Electronics, Medical equipment [GHTF A/B/C] except for implant equipment,		1.6 ±0.1mm	0.8 ±0.1mm	0.8 ±0.1mm	C0G(EIA)	50Vdc	2.9pF	±0.25pF	
GRM1885C1H2R9WA01# NRND	125°C max. Reflow OK Flow OK	Automotive Consumer equipment, Industrial Equipment, Mobile Electronics, Medical equipment [GHTF A/B/C] except for implant equipment, Automotive		1.6 ±0.1mm	0.8 ±0.1mm	0.8 ±0.1mm	C0G(EIA)	50Vdc	2.9pF	±0.05pF	

**Attention**

1. This catalog is downloaded from the website of Murata Manufacturing Co., Ltd. Therefore, it's specifications are subject to change or our products in it may be discontinued without advance notice. Please check with our sales representatives or product engineers before ordering.

2. This catalog has only typical specifications because there is no space for detailed specifications. Therefore, please review our product specifications or consult the approval sheet for product specifications before ordering.

# Ceramic Capacitors(SMD)





Part Number	Characteristic	Specific Applications	Appearance	Length	Width	Thickness	Temperature characteristics	Rated Voltage	Capacitance	Tolerance of capacitance	Notes
GRM1885C1H300GA01# NRND	125°C max. Reflow OK Flow OK	Consumer equipment, Industrial Equipment, Mobile Electronics, Medical equipment [GHTF A/B/C] except for implant equipment,		1.6 ±0.1mm	0.8 ±0.1mm	0.8 ±0.1mm	C0G(EIA)	50Vdc	30pF	±2%	
GRM1885C1H300JA01# NRND	125°C max. Reflow OK Flow OK	Automotive Consumer equipment, Industrial Equipment, Mobile Electronics, Medical equipment [GHTF A/B/C] except for implant equipment,		1.6 ±0.1mm	0.8 ±0.1mm	0.8 ±0.1mm	C0G(EIA)	50Vdc	30pF	±5%	
GRM1885C1H301GA01# NRND	125°C max. Reflow OK Flow OK	Automotive Consumer equipment, Industrial Equipment, Mobile Electronics, Medical equipment [GHTF A/B/C] except for implant equipment,		1.6 ±0.1mm	0.8 ±0.1mm	0.8 ±0.1mm	C0G(EIA)	50Vdc	300pF	±2%	
GRM1885C1H301JA01# NRND	125°C max. Reflow OK Flow OK	Automotive Consumer equipment, Industrial Equipment, Mobile Electronics, Medical equipment [GHTF A/B/C] except for implant equipment, Automotive		1.6 ±0.1mm	0.8 ±0.1mm	0.8 ±0.1mm	C0G(EIA)	50Vdc	300pF	±5%	

**Attention**

1. This catalog is downloaded from the website of Murata Manufacturing Co., Ltd. Therefore, it's specifications are subject to change or our products in it may be discontinued without advance notice. Please check with our sales representatives or product engineers before ordering.

2. This catalog has only typical specifications because there is no space for detailed specifications. Therefore, please review our product specifications or consult the approval sheet for product specifications before ordering.

# Ceramic Capacitors(SMD)





Part Number	Characteristic	Specific Applications	Appearance	Length	Width	Thickness	Temperature characteristics	Rated Voltage	Capacitance	Tolerance of capacitance	Notes
GRM1885C1H330GA01# NRND	125°C max. Reflow OK Flow OK	Consumer equipment, Industrial Equipment, Mobile Electronics, Medical equipment [GHTF A/B/C] except for implant equipment,		1.6 ±0.1mm	0.8 ±0.1mm	0.8 ±0.1mm	C0G(EIA)	50Vdc	33pF	±2%	
GRM1885C1H330JA01# NRND	125°C max. Reflow OK Flow OK	Automotive Consumer equipment, Industrial Equipment, Mobile Electronics, Medical equipment [GHTF A/B/C] except for implant equipment,		1.6 ±0.1mm	0.8 ±0.1mm	0.8 ±0.1mm	C0G(EIA)	50Vdc	33pF	±5%	
GRM1885C1H331GA01# NRND	125°C max. Reflow OK Flow OK	Automotive Consumer equipment, Industrial Equipment, Mobile Electronics, Medical equipment [GHTF A/B/C] except for implant equipment,		1.6 ±0.1mm	0.8 ±0.1mm	0.8 ±0.1mm	C0G(EIA)	50Vdc	330pF	±2%	
GRM1885C1H331JA01# NRND	125°C max. Reflow OK Flow OK	Automotive Consumer equipment, Industrial Equipment, Mobile Electronics, Medical equipment [GHTF A/B/C] except for implant equipment, Automotive		1.6 ±0.1mm	0.8 ±0.1mm	0.8 ±0.1mm	C0G(EIA)	50Vdc	330pF	±5%	

**Attention**

1. This catalog is downloaded from the website of Murata Manufacturing Co., Ltd. Therefore, it's specifications are subject to change or our products in it may be discontinued without advance notice. Please check with our sales representatives or product engineers before ordering.

2. This catalog has only typical specifications because there is no space for detailed specifications. Therefore, please review our product specifications or consult the approval sheet for product specifications before ordering.

# Ceramic Capacitors(SMD)





Part Number	Characteristic	Specific Applications	Appearance	Length	Width	Thickness	Temperature characteristics	Rated Voltage	Capacitance	Tolerance of capacitance	Notes
GRM1885C1H360GA01# NRND	125°C max. Reflow OK Flow OK	Consumer equipment, Industrial Equipment, Mobile Electronics, Medical equipment [GHTF A/B/C] except for implant equipment,		1.6 ±0.1mm	0.8 ±0.1mm	0.8 ±0.1mm	C0G(EIA)	50Vdc	36pF	±2%	
GRM1885C1H360JA01# NRND	125°C max. Reflow OK Flow OK	Automotive Consumer equipment, Industrial Equipment, Mobile Electronics, Medical equipment [GHTF A/B/C] except for implant equipment,		1.6 ±0.1mm	0.8 ±0.1mm	0.8 ±0.1mm	C0G(EIA)	50Vdc	36pF	±5%	
GRM1885C1H361GA01# NRND	125°C max. Reflow OK Flow OK	Automotive Consumer equipment, Industrial Equipment, Mobile Electronics, Medical equipment [GHTF A/B/C] except for implant equipment,		1.6 ±0.1mm	0.8 ±0.1mm	0.8 ±0.1mm	C0G(EIA)	50Vdc	360pF	±2%	
GRM1885C1H361JA01# NRND	125°C max. Reflow OK Flow OK	Automotive Consumer equipment, Industrial Equipment, Mobile Electronics, Medical equipment [GHTF A/B/C] except for implant equipment, Automotive		1.6 ±0.1mm	0.8 ±0.1mm	0.8 ±0.1mm	C0G(EIA)	50Vdc	360pF	±5%	

**Attention**

1. This catalog is downloaded from the website of Murata Manufacturing Co., Ltd. Therefore, it's specifications are subject to change or our products in it may be discontinued without advance notice. Please check with our sales representatives or product engineers before ordering.

2. This catalog has only typical specifications because there is no space for detailed specifications. Therefore, please review our product specifications or consult the approval sheet for product specifications before ordering.

# Ceramic Capacitors(SMD)





Part Number	Characteristic	Specific Applications	Appearance	Length	Width	Thickness	Temperature characteristics	Rated Voltage	Capacitance	Tolerance of capacitance	Notes
GRM1885C1H390GA01# NRND	125°C max. Reflow OK Flow OK	Consumer equipment, Industrial Equipment, Mobile Electronics, Medical equipment [GHTF A/B/C] except for implant equipment,		1.6 ±0.1mm	0.8 ±0.1mm	0.8 ±0.1mm	C0G(EIA)	50Vdc	39pF	±2%	
GRM1885C1H390JA01# NRND	125°C max. Reflow OK Flow OK	Automotive Consumer equipment, Industrial Equipment, Mobile Electronics, Medical equipment [GHTF A/B/C] except for implant equipment,		1.6 ±0.1mm	0.8 ±0.1mm	0.8 ±0.1mm	C0G(EIA)	50Vdc	39pF	±5%	
GRM1885C1H391GA01# NRND	125°C max. Reflow OK Flow OK	Automotive Consumer equipment, Industrial Equipment, Mobile Electronics, Medical equipment [GHTF A/B/C] except for implant equipment,		1.6 ±0.1mm	0.8 ±0.1mm	0.8 ±0.1mm	C0G(EIA)	50Vdc	390pF	±2%	
GRM1885C1H391JA01# NRND	125°C max. Reflow OK Flow OK	Automotive Consumer equipment, Industrial Equipment, Mobile Electronics, Medical equipment [GHTF A/B/C] except for implant equipment, Automotive		1.6 ±0.1mm	0.8 ±0.1mm	0.8 ±0.1mm	C0G(EIA)	50Vdc	390pF	±5%	

**Attention**

1. This catalog is downloaded from the website of Murata Manufacturing Co., Ltd. Therefore, it's specifications are subject to change or our products in it may be discontinued without advance notice. Please check with our sales representatives or product engineers before ordering.

2. This catalog has only typical specifications because there is no space for detailed specifications. Therefore, please review our product specifications or consult the approval sheet for product specifications before ordering.

# Ceramic Capacitors(SMD)





Part Number	Characteristic	Specific Applications	Appearance	Length	Width	Thickness	Temperature characteristics	Rated Voltage	Capacitance	Tolerance of capacitance	Notes
GRM1885C1H3R0BA01# NRND	125°C max. Reflow OK Flow OK	Consumer equipment, Industrial Equipment, Mobile Electronics, Medical equipment [GHTF A/B/C] except for implant equipment,		1.6 ±0.1mm	0.8 ±0.1mm	0.8 ±0.1mm	C0G(EIA)	50Vdc	3pF	±0.1pF	
GRM1885C1H3R0CA01# NRND	125°C max. Reflow OK Flow OK	Automotive Consumer equipment, Industrial Equipment, Mobile Electronics, Medical equipment [GHTF A/B/C] except for implant equipment,		1.6 ±0.1mm	0.8 ±0.1mm	0.8 ±0.1mm	C0G(EIA)	50Vdc	3pF	±0.25pF	
GRM1885C1H3R0WA01# NRND	125°C max. Reflow OK Flow OK	Automotive Consumer equipment, Industrial Equipment, Mobile Electronics, Medical equipment [GHTF A/B/C] except for implant equipment,		1.6 ±0.1mm	0.8 ±0.1mm	0.8 ±0.1mm	C0G(EIA)	50Vdc	3pF	±0.05pF	
GRM1885C1H3R1BA01# NRND	125°C max. Reflow OK Flow OK	Automotive Consumer equipment, Industrial Equipment, Mobile Electronics, Medical equipment [GHTF A/B/C] except for implant equipment, Automotive		1.6 ±0.1mm	0.8 ±0.1mm	0.8 ±0.1mm	C0G(EIA)	50Vdc	3.1pF	±0.1pF	

**Attention**

1. This catalog is downloaded from the website of Murata Manufacturing Co., Ltd. Therefore, it's specifications are subject to change or our products in it may be discontinued without advance notice. Please check with our sales representatives or product engineers before ordering.

2. This catalog has only typical specifications because there is no space for detailed specifications. Therefore, please review our product specifications or consult the approval sheet for product specifications before ordering.

# Ceramic Capacitors(SMD)

Part Number	Characteristic	Specific Applications	Appearance	Length	Width	Thickness	Temperature characteristics	Rated Voltage	Capacitance	Tolerance of capacitance	Notes
GRM1885C1H3R1CA01# NRND	125°C max. Reflow OK Flow OK	Consumer equipment, Industrial Equipment, Mobile Electronics, Medical equipment [GHTF A/B/C] except for implant equipment,		1.6 ±0.1mm	0.8 ±0.1mm	0.8 ±0.1mm	C0G(EIA)	50Vdc	3.1pF	±0.25pF	
GRM1885C1H3R1WA01# NRND	125°C max. Reflow OK Flow OK	Automotive Consumer equipment, Industrial Equipment, Mobile Electronics, Medical equipment [GHTF A/B/C] except for implant equipment,		1.6 ±0.1mm	0.8 ±0.1mm	0.8 ±0.1mm	C0G(EIA)	50Vdc	3.1pF	±0.05pF	
GRM1885C1H3R2BA01# NRND	125°C max. Reflow OK Flow OK	Automotive Consumer equipment, Industrial Equipment, Mobile Electronics, Medical equipment [GHTF A/B/C] except for implant equipment,		1.6 ±0.1mm	0.8 ±0.1mm	0.8 ±0.1mm	C0G(EIA)	50Vdc	3.2pF	±0.1pF	
GRM1885C1H3R2CA01# NRND	125°C max. Reflow OK Flow OK	Automotive Consumer equipment, Industrial Equipment, Mobile Electronics, Medical equipment [GHTF A/B/C] except for implant equipment,		1.6 ±0.1mm	0.8 ±0.1mm	0.8 ±0.1mm	C0G(EIA)	50Vdc	3.2pF	±0.25pF	





Automotive

**Attention**

1. This catalog is downloaded from the website of Murata Manufacturing Co., Ltd. Therefore, it's specifications are subject to change or our products in it may be discontinued without advance notice. Please check with our sales representatives or product engineers before ordering.

2. This catalog has only typical specifications because there is no space for detailed specifications. Therefore, please review our product specifications or consult the approval sheet for product specifications before ordering.

# Ceramic Capacitors(SMD)

Part Number	Characteristic	Specific Applications	Appearance	Length	Width	Thickness	Temperature characteristics	Rated Voltage	Capacitance	Tolerance of capacitance	Notes
GRM1885C1H3R2WA01# NRND	125°C max. Reflow OK Flow OK	Consumer equipment, Industrial Equipment, Mobile Electronics, Medical equipment [GHTF A/B/C] except for implant equipment,		1.6 ±0.1mm	0.8 ±0.1mm	0.8 ±0.1mm	C0G(EIA)	50Vdc	3.2pF	±0.05pF	
GRM1885C1H3R3BA01# NRND	125°C max. Reflow OK Flow OK	Automotive Consumer equipment, Industrial Equipment, Mobile Electronics, Medical equipment [GHTF A/B/C] except for implant equipment,		1.6 ±0.1mm	0.8 ±0.1mm	0.8 ±0.1mm	C0G(EIA)	50Vdc	3.3pF	±0.1pF	
GRM1885C1H3R3CA01# NRND	125°C max. Reflow OK Flow OK	Automotive Consumer equipment, Industrial Equipment, Mobile Electronics, Medical equipment [GHTF A/B/C] except for implant equipment,		1.6 ±0.1mm	0.8 ±0.1mm	0.8 ±0.1mm	C0G(EIA)	50Vdc	3.3pF	±0.25pF	
GRM1885C1H3R3WA01# NRND	125°C max. Reflow OK Flow OK	Automotive Consumer equipment, Industrial Equipment, Mobile Electronics, Medical equipment [GHTF A/B/C] except for implant equipment,		1.6 ±0.1mm	0.8 ±0.1mm	0.8 ±0.1mm	C0G(EIA)	50Vdc	3.3pF	±0.05pF	

Automotive





**Attention**

1. This catalog is downloaded from the website of Murata Manufacturing Co., Ltd. Therefore, it's specifications are subject to change or our products in it may be discontinued without advance notice. Please check with our sales representatives or product engineers before ordering.

2. This catalog has only typical specifications because there is no space for detailed specifications. Therefore, please review our product specifications or consult the approval sheet for product specifications before ordering.



# Ceramic Capacitors(SMD)





Part Number	Characteristic	Specific Applications	Appearance	Length	Width	Thickness	Temperature characteristics	Rated Voltage	Capacitance	Tolerance of capacitance	Notes
GRM1885C1H3R4BA01# NRND	125°C max. Reflow OK Flow OK	Consumer equipment, Industrial Equipment, Mobile Electronics, Medical equipment [GHTF A/B/C] except for implant equipment,		1.6 ±0.1mm	0.8 ±0.1mm	0.8 ±0.1mm	C0G(EIA)	50Vdc	3.4pF	±0.1pF	
GRM1885C1H3R4CA01# NRND	125°C max. Reflow OK Flow OK	Automotive Consumer equipment, Industrial Equipment, Mobile Electronics, Medical equipment [GHTF A/B/C] except for implant equipment,		1.6 ±0.1mm	0.8 ±0.1mm	0.8 ±0.1mm	C0G(EIA)	50Vdc	3.4pF	±0.25pF	
GRM1885C1H3R4WA01# NRND	125°C max. Reflow OK Flow OK	Automotive Consumer equipment, Industrial Equipment, Mobile Electronics, Medical equipment [GHTF A/B/C] except for implant equipment,		1.6 ±0.1mm	0.8 ±0.1mm	0.8 ±0.1mm	C0G(EIA)	50Vdc	3.4pF	±0.05pF	
GRM1885C1H3R5BA01# NRND	125°C max. Reflow OK Flow OK	Automotive Consumer equipment, Industrial Equipment, Mobile Electronics, Medical equipment [GHTF A/B/C] except for implant equipment, Automotive		1.6 ±0.1mm	0.8 ±0.1mm	0.8 ±0.1mm	C0G(EIA)	50Vdc	3.5pF	±0.1pF	

**Attention**

1. This catalog is downloaded from the website of Murata Manufacturing Co., Ltd. Therefore, it's specifications are subject to change or our products in it may be discontinued without advance notice. Please check with our sales representatives or product engineers before ordering.

2. This catalog has only typical specifications because there is no space for detailed specifications. Therefore, please review our product specifications or consult the approval sheet for product specifications before ordering.

# Ceramic Capacitors(SMD)





Part Number	Characteristic	Specific Applications	Appearance	Length	Width	Thickness	Temperature characteristics	Rated Voltage	Capacitance	Tolerance of capacitance	Notes
GRM1885C1H3R5CA01# NRND	125°C max. Reflow OK Flow OK	Consumer equipment, Industrial Equipment,Mobile Electronics,Medical equipment [GHTF A/B/C] except for implant equipment,		1.6 ±0.1mm	0.8 ±0.1mm	0.8 ±0.1mm	C0G(EIA)	50Vdc	3.5pF	±0.25pF	
GRM1885C1H3R5WA01# NRND	125°C max. Reflow OK Flow OK	Automotive Consumer equipment, Industrial Equipment,Mobile Electronics,Medical equipment [GHTF A/B/C] except for implant equipment,		1.6 ±0.1mm	0.8 ±0.1mm	0.8 ±0.1mm	C0G(EIA)	50Vdc	3.5pF	±0.05pF	
GRM1885C1H3R6BA01# NRND	125°C max. Reflow OK Flow OK	Automotive Consumer equipment, Industrial Equipment,Mobile Electronics,Medical equipment [GHTF A/B/C] except for implant equipment,		1.6 ±0.1mm	0.8 ±0.1mm	0.8 ±0.1mm	C0G(EIA)	50Vdc	3.6pF	±0.1pF	
GRM1885C1H3R6CA01# NRND	125°C max. Reflow OK Flow OK	Automotive Consumer equipment, Industrial Equipment,Mobile Electronics,Medical equipment [GHTF A/B/C] except for implant equipment, Automotive		1.6 ±0.1mm	0.8 ±0.1mm	0.8 ±0.1mm	C0G(EIA)	50Vdc	3.6pF	±0.25pF	

**Attention**

1. This catalog is downloaded from the website of Murata Manufacturing Co., Ltd. Therefore, it's specifications are subject to change or our products in it may be discontinued without advance notice. Please check with our sales representatives or product engineers before ordering.

2. This catalog has only typical specifications because there is no space for detailed specifications. Therefore, please review our product specifications or consult the approval sheet for product specifications before ordering.

# Ceramic Capacitors(SMD)

Part Number	Characteristic	Specific Applications	Appearance	Length	Width	Thickness	Temperature characteristics	Rated Voltage	Capacitance	Tolerance of capacitance	Notes
GRM1885C1H3R6WA01# NRND	125°C max. Reflow OK Flow OK	Consumer equipment, Industrial Equipment, Mobile Electronics, Medical equipment [GHTF A/B/C] except for implant equipment,		1.6 ±0.1mm	0.8 ±0.1mm	0.8 ±0.1mm	C0G(EIA)	50Vdc	3.6pF	±0.05pF	
GRM1885C1H3R7BA01# NRND	125°C max. Reflow OK Flow OK	Automotive Consumer equipment, Industrial Equipment, Mobile Electronics, Medical equipment [GHTF A/B/C] except for implant equipment,		1.6 ±0.1mm	0.8 ±0.1mm	0.8 ±0.1mm	C0G(EIA)	50Vdc	3.7pF	±0.1pF	
GRM1885C1H3R7CA01# NRND	125°C max. Reflow OK Flow OK	Automotive Consumer equipment, Industrial Equipment, Mobile Electronics, Medical equipment [GHTF A/B/C] except for implant equipment,		1.6 ±0.1mm	0.8 ±0.1mm	0.8 ±0.1mm	C0G(EIA)	50Vdc	3.7pF	±0.25pF	
GRM1885C1H3R7WA01# NRND	125°C max. Reflow OK Flow OK	Automotive Consumer equipment, Industrial Equipment, Mobile Electronics, Medical equipment [GHTF A/B/C] except for implant equipment,		1.6 ±0.1mm	0.8 ±0.1mm	0.8 ±0.1mm	C0G(EIA)	50Vdc	3.7pF	±0.05pF	





Automotive

**Attention**

1. This catalog is downloaded from the website of Murata Manufacturing Co., Ltd. Therefore, it's specifications are subject to change or our products in it may be discontinued without advance notice. Please check with our sales representatives or product engineers before ordering.

2. This catalog has only typical specifications because there is no space for detailed specifications. Therefore, please review our product specifications or consult the approval sheet for product specifications before ordering.

# Ceramic Capacitors(SMD)

Part Number	Characteristic	Specific Applications	Appearance	Length	Width	Thickness	Temperature characteristics	Rated Voltage	Capacitance	Tolerance of capacitance	Notes
GRM1885C1H3R8BA01# NRND	125°C max. Reflow OK Flow OK	Consumer equipment, Industrial Equipment, Mobile Electronics, Medical equipment [GHTF A/B/C] except for implant equipment,		1.6 ±0.1mm	0.8 ±0.1mm	0.8 ±0.1mm	C0G(EIA)	50Vdc	3.8pF	±0.1pF	
GRM1885C1H3R8CA01# NRND	125°C max. Reflow OK Flow OK	Automotive Consumer equipment, Industrial Equipment, Mobile Electronics, Medical equipment [GHTF A/B/C] except for implant equipment,		1.6 ±0.1mm	0.8 ±0.1mm	0.8 ±0.1mm	C0G(EIA)	50Vdc	3.8pF	±0.25pF	
GRM1885C1H3R8WA01# NRND	125°C max. Reflow OK Flow OK	Automotive Consumer equipment, Industrial Equipment, Mobile Electronics, Medical equipment [GHTF A/B/C] except for implant equipment,		1.6 ±0.1mm	0.8 ±0.1mm	0.8 ±0.1mm	C0G(EIA)	50Vdc	3.8pF	±0.05pF	
GRM1885C1H3R9BA01# NRND	125°C max. Reflow OK Flow OK	Automotive Consumer equipment, Industrial Equipment, Mobile Electronics, Medical equipment [GHTF A/B/C] except for implant equipment,		1.6 ±0.1mm	0.8 ±0.1mm	0.8 ±0.1mm	C0G(EIA)	50Vdc	3.9pF	±0.1pF	





Automotive

**Attention**

1. This catalog is downloaded from the website of Murata Manufacturing Co., Ltd. Therefore, it's specifications are subject to change or our products in it may be discontinued without advance notice. Please check with our sales representatives or product engineers before ordering.

2. This catalog has only typical specifications because there is no space for detailed specifications. Therefore, please review our product specifications or consult the approval sheet for product specifications before ordering.

# Ceramic Capacitors(SMD)





Part Number	Characteristic	Specific Applications	Appearance	Length	Width	Thickness	Temperature characteristics	Rated Voltage	Capacitance	Tolerance of capacitance	Notes
GRM1885C1H3R9CA01# NRND	125°C max. Reflow OK Flow OK	Consumer equipment, Industrial Equipment, Mobile Electronics, Medical equipment [GHTF A/B/C] except for implant equipment,		1.6 ±0.1mm	0.8 ±0.1mm	0.8 ±0.1mm	C0G(EIA)	50Vdc	3.9pF	±0.25pF	
GRM1885C1H3R9WA01# NRND	125°C max. Reflow OK Flow OK	Automotive Consumer equipment, Industrial Equipment, Mobile Electronics, Medical equipment [GHTF A/B/C] except for implant equipment,		1.6 ±0.1mm	0.8 ±0.1mm	0.8 ±0.1mm	C0G(EIA)	50Vdc	3.9pF	±0.05pF	
GRM1885C1H430GA01# NRND	125°C max. Reflow OK Flow OK	Automotive Consumer equipment, Industrial Equipment, Mobile Electronics, Medical equipment [GHTF A/B/C] except for implant equipment,		1.6 ±0.1mm	0.8 ±0.1mm	0.8 ±0.1mm	C0G(EIA)	50Vdc	43pF	±2%	
GRM1885C1H430JA01# NRND	125°C max. Reflow OK Flow OK	Automotive Consumer equipment, Industrial Equipment, Mobile Electronics, Medical equipment [GHTF A/B/C] except for implant equipment, Automotive		1.6 ±0.1mm	0.8 ±0.1mm	0.8 ±0.1mm	C0G(EIA)	50Vdc	43pF	±5%	

**Attention**

1. This catalog is downloaded from the website of Murata Manufacturing Co., Ltd. Therefore, it's specifications are subject to change or our products in it may be discontinued without advance notice. Please check with our sales representatives or product engineers before ordering.

2. This catalog has only typical specifications because there is no space for detailed specifications. Therefore, please review our product specifications or consult the approval sheet for product specifications before ordering.

# Ceramic Capacitors(SMD)

Part Number	Characteristic	Specific Applications	Appearance	Length	Width	Thickness	Temperature characteristics	Rated Voltage	Capacitance	Tolerance of capacitance	Notes
GRM1885C1H431GA01# NRND	125°C max. Reflow OK Flow OK	Consumer equipment, Industrial Equipment, Mobile Electronics, Medical equipment [GHTF A/B/C] except for implant equipment,		1.6 ±0.1mm	0.8 ±0.1mm	0.8 ±0.1mm	C0G(EIA)	50Vdc	430pF	±2%	
GRM1885C1H431JA01# NRND	125°C max. Reflow OK Flow OK	Automotive Consumer equipment, Industrial Equipment, Mobile Electronics, Medical equipment [GHTF A/B/C] except for implant equipment,		1.6 ±0.1mm	0.8 ±0.1mm	0.8 ±0.1mm	C0G(EIA)	50Vdc	430pF	±5%	
GRM1885C1H470GA01# NRND	125°C max. Reflow OK Flow OK	Automotive Consumer equipment, Industrial Equipment, Mobile Electronics, Medical equipment [GHTF A/B/C] except for implant equipment,		1.6 ±0.1mm	0.8 ±0.1mm	0.8 ±0.1mm	C0G(EIA)	50Vdc	47pF	±2%	
GRM1885C1H470JA01# NRND	125°C max. Reflow OK Flow OK	Automotive Consumer equipment, Industrial Equipment, Mobile Electronics, Medical equipment [GHTF A/B/C] except for implant equipment,		1.6 ±0.1mm	0.8 ±0.1mm	0.8 ±0.1mm	C0G(EIA)	50Vdc	47pF	±5%	





Automotive

**Attention**

1. This catalog is downloaded from the website of Murata Manufacturing Co., Ltd. Therefore, it's specifications are subject to change or our products in it may be discontinued without advance notice. Please check with our sales representatives or product engineers before ordering.

2. This catalog has only typical specifications because there is no space for detailed specifications. Therefore, please review our product specifications or consult the approval sheet for product specifications before ordering.

# Ceramic Capacitors(SMD)

Part Number	Characteristic	Specific Applications	Appearance	Length	Width	Thickness	Temperature characteristics	Rated Voltage	Capacitance	Tolerance of capacitance	Notes
GRM1885C1H471GA01# NRND	125°C max. Reflow OK Flow OK	Consumer equipment, Industrial Equipment, Mobile Electronics, Medical equipment [GHTF A/B/C] except for implant equipment,		1.6 ±0.1mm	0.8 ±0.1mm	0.8 ±0.1mm	C0G(EIA)	50Vdc	470pF	±2%	
GRM1885C1H471JA01# NRND	125°C max. Reflow OK Flow OK	Automotive Consumer equipment, Industrial Equipment, Mobile Electronics, Medical equipment [GHTF A/B/C] except for implant equipment,		1.6 ±0.1mm	0.8 ±0.1mm	0.8 ±0.1mm	C0G(EIA)	50Vdc	470pF	±5%	
GRM1885C1H4R0BA01# NRND	125°C max. Reflow OK Flow OK	Automotive Consumer equipment, Industrial Equipment, Mobile Electronics, Medical equipment [GHTF A/B/C] except for implant equipment,		1.6 ±0.1mm	0.8 ±0.1mm	0.8 ±0.1mm	C0G(EIA)	50Vdc	4pF	±0.1pF	
GRM1885C1H4R0CA01# NRND	125°C max. Reflow OK Flow OK	Automotive Consumer equipment, Industrial Equipment, Mobile Electronics, Medical equipment [GHTF A/B/C] except for implant equipment,		1.6 ±0.1mm	0.8 ±0.1mm	0.8 ±0.1mm	C0G(EIA)	50Vdc	4pF	±0.25pF	





Automotive

**Attention**

1. This catalog is downloaded from the website of Murata Manufacturing Co., Ltd. Therefore, it's specifications are subject to change or our products in it may be discontinued without advance notice. Please check with our sales representatives or product engineers before ordering.

2. This catalog has only typical specifications because there is no space for detailed specifications. Therefore, please review our product specifications or consult the approval sheet for product specifications before ordering.

# Ceramic Capacitors(SMD)

Part Number	Characteristic	Specific Applications	Appearance	Length	Width	Thickness	Temperature characteristics	Rated Voltage	Capacitance	Tolerance of capacitance	Notes
GRM1885C1H4R0WA01# NRND	125°C max. Reflow OK Flow OK	Consumer equipment, Industrial Equipment, Mobile Electronics, Medical equipment [GHTF A/B/C] except for implant equipment,		1.6 ±0.1mm	0.8 ±0.1mm	0.8 ±0.1mm	C0G(EIA)	50Vdc	4pF	±0.05pF	
GRM1885C1H4R1BA01# NRND	125°C max. Reflow OK Flow OK	Automotive Consumer equipment, Industrial Equipment, Mobile Electronics, Medical equipment [GHTF A/B/C] except for implant equipment,		1.6 ±0.1mm	0.8 ±0.1mm	0.8 ±0.1mm	C0G(EIA)	50Vdc	4.1pF	±0.1pF	
GRM1885C1H4R1CA01# NRND	125°C max. Reflow OK Flow OK	Automotive Consumer equipment, Industrial Equipment, Mobile Electronics, Medical equipment [GHTF A/B/C] except for implant equipment,		1.6 ±0.1mm	0.8 ±0.1mm	0.8 ±0.1mm	C0G(EIA)	50Vdc	4.1pF	±0.25pF	
GRM1885C1H4R1WA01# NRND	125°C max. Reflow OK Flow OK	Automotive Consumer equipment, Industrial Equipment, Mobile Electronics, Medical equipment [GHTF A/B/C] except for implant equipment,		1.6 ±0.1mm	0.8 ±0.1mm	0.8 ±0.1mm	C0G(EIA)	50Vdc	4.1pF	±0.05pF	

Automotive





**Attention**

1. This catalog is downloaded from the website of Murata Manufacturing Co., Ltd. Therefore, it's specifications are subject to change or our products in it may be discontinued without advance notice. Please check with our sales representatives or product engineers before ordering.

2. This catalog has only typical specifications because there is no space for detailed specifications. Therefore, please review our product specifications or consult the approval sheet for product specifications before ordering.



# Ceramic Capacitors(SMD)

Part Number	Characteristic	Specific Applications	Appearance	Length	Width	Thickness	Temperature characteristics	Rated Voltage	Capacitance	Tolerance of capacitance	Notes
GRM1885C1H4R2BA01# NRND	125°C max. Reflow OK Flow OK	Consumer equipment, Industrial Equipment, Mobile Electronics, Medical equipment [GHTF A/B/C] except for implant equipment,		1.6 ±0.1mm	0.8 ±0.1mm	0.8 ±0.1mm	C0G(EIA)	50Vdc	4.2pF	±0.1pF	
GRM1885C1H4R2CA01# NRND	125°C max. Reflow OK Flow OK	Automotive Consumer equipment, Industrial Equipment, Mobile Electronics, Medical equipment [GHTF A/B/C] except for implant equipment,		1.6 ±0.1mm	0.8 ±0.1mm	0.8 ±0.1mm	C0G(EIA)	50Vdc	4.2pF	±0.25pF	
GRM1885C1H4R2WA01# NRND	125°C max. Reflow OK Flow OK	Automotive Consumer equipment, Industrial Equipment, Mobile Electronics, Medical equipment [GHTF A/B/C] except for implant equipment,		1.6 ±0.1mm	0.8 ±0.1mm	0.8 ±0.1mm	C0G(EIA)	50Vdc	4.2pF	±0.05pF	
GRM1885C1H4R3BA01# NRND	125°C max. Reflow OK Flow OK	Automotive Consumer equipment, Industrial Equipment, Mobile Electronics, Medical equipment [GHTF A/B/C] except for implant equipment,		1.6 ±0.1mm	0.8 ±0.1mm	0.8 ±0.1mm	C0G(EIA)	50Vdc	4.3pF	±0.1pF	





Automotive

**Attention**

1. This catalog is downloaded from the website of Murata Manufacturing Co., Ltd. Therefore, it's specifications are subject to change or our products in it may be discontinued without advance notice. Please check with our sales representatives or product engineers before ordering.

2. This catalog has only typical specifications because there is no space for detailed specifications. Therefore, please review our product specifications or consult the approval sheet for product specifications before ordering.

# Ceramic Capacitors(SMD)





Part Number	Characteristic	Specific Applications	Appearance	Length	Width	Thickness	Temperature characteristics	Rated Voltage	Capacitance	Tolerance of capacitance	Notes
GRM1885C1H4R3CA01# NRND	125°C max. Reflow OK Flow OK	Consumer equipment, Industrial Equipment, Mobile Electronics, Medical equipment [GHTF A/B/C] except for implant equipment,		1.6 ±0.1mm	0.8 ±0.1mm	0.8 ±0.1mm	C0G(EIA)	50Vdc	4.3pF	±0.25pF	
GRM1885C1H4R3WA01# NRND	125°C max. Reflow OK Flow OK	Automotive Consumer equipment, Industrial Equipment, Mobile Electronics, Medical equipment [GHTF A/B/C] except for implant equipment,		1.6 ±0.1mm	0.8 ±0.1mm	0.8 ±0.1mm	C0G(EIA)	50Vdc	4.3pF	±0.05pF	
GRM1885C1H4R4BA01# NRND	125°C max. Reflow OK Flow OK	Automotive Consumer equipment, Industrial Equipment, Mobile Electronics, Medical equipment [GHTF A/B/C] except for implant equipment,		1.6 ±0.1mm	0.8 ±0.1mm	0.8 ±0.1mm	C0G(EIA)	50Vdc	4.4pF	±0.1pF	
GRM1885C1H4R4CA01# NRND	125°C max. Reflow OK Flow OK	Automotive Consumer equipment, Industrial Equipment, Mobile Electronics, Medical equipment [GHTF A/B/C] except for implant equipment, Automotive		1.6 ±0.1mm	0.8 ±0.1mm	0.8 ±0.1mm	C0G(EIA)	50Vdc	4.4pF	±0.25pF	

**Attention**

1. This catalog is downloaded from the website of Murata Manufacturing Co., Ltd. Therefore, it's specifications are subject to change or our products in it may be discontinued without advance notice. Please check with our sales representatives or product engineers before ordering.

2. This catalog has only typical specifications because there is no space for detailed specifications. Therefore, please review our product specifications or consult the approval sheet for product specifications before ordering.

# Ceramic Capacitors(SMD)

Part Number	Characteristic	Specific Applications	Appearance	Length	Width	Thickness	Temperature characteristics	Rated Voltage	Capacitance	Tolerance of capacitance	Notes
GRM1885C1H4R4WA01# NRND	125°C max. Reflow OK Flow OK	Consumer equipment, Industrial Equipment, Mobile Electronics, Medical equipment [GHTF A/B/C] except for implant equipment,		1.6 ±0.1mm	0.8 ±0.1mm	0.8 ±0.1mm	C0G(EIA)	50Vdc	4.4pF	±0.05pF	
GRM1885C1H4R5BA01# NRND	125°C max. Reflow OK Flow OK	Automotive Consumer equipment, Industrial Equipment, Mobile Electronics, Medical equipment [GHTF A/B/C] except for implant equipment,		1.6 ±0.1mm	0.8 ±0.1mm	0.8 ±0.1mm	C0G(EIA)	50Vdc	4.5pF	±0.1pF	
GRM1885C1H4R5CA01# NRND	125°C max. Reflow OK Flow OK	Automotive Consumer equipment, Industrial Equipment, Mobile Electronics, Medical equipment [GHTF A/B/C] except for implant equipment,		1.6 ±0.1mm	0.8 ±0.1mm	0.8 ±0.1mm	C0G(EIA)	50Vdc	4.5pF	±0.25pF	
GRM1885C1H4R5WA01# NRND	125°C max. Reflow OK Flow OK	Automotive Consumer equipment, Industrial Equipment, Mobile Electronics, Medical equipment [GHTF A/B/C] except for implant equipment,		1.6 ±0.1mm	0.8 ±0.1mm	0.8 ±0.1mm	C0G(EIA)	50Vdc	4.5pF	±0.05pF	





Automotive

**Attention**

1. This catalog is downloaded from the website of Murata Manufacturing Co., Ltd. Therefore, it's specifications are subject to change or our products in it may be discontinued without advance notice. Please check with our sales representatives or product engineers before ordering.

2. This catalog has only typical specifications because there is no space for detailed specifications. Therefore, please review our product specifications or consult the approval sheet for product specifications before ordering.

# Ceramic Capacitors(SMD)





Part Number	Characteristic	Specific Applications	Appearance	Length	Width	Thickness	Temperature characteristics	Rated Voltage	Capacitance	Tolerance of capacitance	Notes
GRM1885C1H4R6BA01# NRND	125°C max. Reflow OK Flow OK	Consumer equipment, Industrial Equipment, Mobile Electronics, Medical equipment [GHTF A/B/C] except for implant equipment,		1.6 ±0.1mm	0.8 ±0.1mm	0.8 ±0.1mm	C0G(EIA)	50Vdc	4.6pF	±0.1pF	
GRM1885C1H4R6CA01# NRND	125°C max. Reflow OK Flow OK	Automotive Consumer equipment, Industrial Equipment, Mobile Electronics, Medical equipment [GHTF A/B/C] except for implant equipment,		1.6 ±0.1mm	0.8 ±0.1mm	0.8 ±0.1mm	C0G(EIA)	50Vdc	4.6pF	±0.25pF	
GRM1885C1H4R6WA01# NRND	125°C max. Reflow OK Flow OK	Automotive Consumer equipment, Industrial Equipment, Mobile Electronics, Medical equipment [GHTF A/B/C] except for implant equipment,		1.6 ±0.1mm	0.8 ±0.1mm	0.8 ±0.1mm	C0G(EIA)	50Vdc	4.6pF	±0.05pF	
GRM1885C1H4R7BA01# NRND	125°C max. Reflow OK Flow OK	Automotive Consumer equipment, Industrial Equipment, Mobile Electronics, Medical equipment [GHTF A/B/C] except for implant equipment, Automotive		1.6 ±0.1mm	0.8 ±0.1mm	0.8 ±0.1mm	C0G(EIA)	50Vdc	4.7pF	±0.1pF	

**Attention**

1. This catalog is downloaded from the website of Murata Manufacturing Co., Ltd. Therefore, it's specifications are subject to change or our products in it may be discontinued without advance notice. Please check with our sales representatives or product engineers before ordering.

2. This catalog has only typical specifications because there is no space for detailed specifications. Therefore, please review our product specifications or consult the approval sheet for product specifications before ordering.

# Ceramic Capacitors(SMD)

Part Number	Characteristic	Specific Applications	Appearance	Length	Width	Thickness	Temperature characteristics	Rated Voltage	Capacitance	Tolerance of capacitance	Notes
GRM1885C1H4R7CA01# NRND	125°C max. Reflow OK Flow OK	Consumer equipment, Industrial Equipment, Mobile Electronics, Medical equipment [GHTF A/B/C] except for implant equipment,		1.6 ±0.1mm	0.8 ±0.1mm	0.8 ±0.1mm	C0G(EIA)	50Vdc	4.7pF	±0.25pF	
GRM1885C1H4R7WA01# NRND	125°C max. Reflow OK Flow OK	Automotive Consumer equipment, Industrial Equipment, Mobile Electronics, Medical equipment [GHTF A/B/C] except for implant equipment,		1.6 ±0.1mm	0.8 ±0.1mm	0.8 ±0.1mm	C0G(EIA)	50Vdc	4.7pF	±0.05pF	
GRM1885C1H4R8BA01# NRND	125°C max. Reflow OK Flow OK	Automotive Consumer equipment, Industrial Equipment, Mobile Electronics, Medical equipment [GHTF A/B/C] except for implant equipment,		1.6 ±0.1mm	0.8 ±0.1mm	0.8 ±0.1mm	C0G(EIA)	50Vdc	4.8pF	±0.1pF	
GRM1885C1H4R8CA01# NRND	125°C max. Reflow OK Flow OK	Automotive Consumer equipment, Industrial Equipment, Mobile Electronics, Medical equipment [GHTF A/B/C] except for implant equipment,		1.6 ±0.1mm	0.8 ±0.1mm	0.8 ±0.1mm	C0G(EIA)	50Vdc	4.8pF	±0.25pF	





Automotive

**Attention**

1. This catalog is downloaded from the website of Murata Manufacturing Co., Ltd. Therefore, it's specifications are subject to change or our products in it may be discontinued without advance notice. Please check with our sales representatives or product engineers before ordering.

2. This catalog has only typical specifications because there is no space for detailed specifications. Therefore, please review our product specifications or consult the approval sheet for product specifications before ordering.

# Ceramic Capacitors(SMD)

Part Number	Characteristic	Specific Applications	Appearance	Length	Width	Thickness	Temperature characteristics	Rated Voltage	Capacitance	Tolerance of capacitance	Notes
GRM1885C1H4R8WA01# NRND	125°C max. Reflow OK Flow OK	Consumer equipment, Industrial Equipment, Mobile Electronics, Medical equipment [GHTF A/B/C] except for implant equipment,		1.6 ±0.1mm	0.8 ±0.1mm	0.8 ±0.1mm	C0G(EIA)	50Vdc	4.8pF	±0.05pF	
GRM1885C1H4R9BA01# NRND	125°C max. Reflow OK Flow OK	Automotive Consumer equipment, Industrial Equipment, Mobile Electronics, Medical equipment [GHTF A/B/C] except for implant equipment,		1.6 ±0.1mm	0.8 ±0.1mm	0.8 ±0.1mm	C0G(EIA)	50Vdc	4.9pF	±0.1pF	
GRM1885C1H4R9CA01# NRND	125°C max. Reflow OK Flow OK	Automotive Consumer equipment, Industrial Equipment, Mobile Electronics, Medical equipment [GHTF A/B/C] except for implant equipment,		1.6 ±0.1mm	0.8 ±0.1mm	0.8 ±0.1mm	C0G(EIA)	50Vdc	4.9pF	±0.25pF	
GRM1885C1H4R9WA01# NRND	125°C max. Reflow OK Flow OK	Automotive Consumer equipment, Industrial Equipment, Mobile Electronics, Medical equipment [GHTF A/B/C] except for implant equipment,		1.6 ±0.1mm	0.8 ±0.1mm	0.8 ±0.1mm	C0G(EIA)	50Vdc	4.9pF	±0.05pF	





Automotive

**Attention**

1. This catalog is downloaded from the website of Murata Manufacturing Co., Ltd. Therefore, it's specifications are subject to change or our products in it may be discontinued without advance notice. Please check with our sales representatives or product engineers before ordering.

2. This catalog has only typical specifications because there is no space for detailed specifications. Therefore, please review our product specifications or consult the approval sheet for product specifications before ordering.

# Ceramic Capacitors(SMD)





Part Number	Characteristic	Specific Applications	Appearance	Length	Width	Thickness	Temperature characteristics	Rated Voltage	Capacitance	Tolerance of capacitance	Notes
GRM1885C1H510GA01# NRND	125°C max. Reflow OK Flow OK	Consumer equipment, Industrial Equipment, Mobile Electronics, Medical equipment [GHTF A/B/C] except for implant equipment,		1.6 ±0.1mm	0.8 ±0.1mm	0.8 ±0.1mm	C0G(EIA)	50Vdc	51pF	±2%	
GRM1885C1H510JA01# NRND	125°C max. Reflow OK Flow OK	Automotive Consumer equipment, Industrial Equipment, Mobile Electronics, Medical equipment [GHTF A/B/C] except for implant equipment,		1.6 ±0.1mm	0.8 ±0.1mm	0.8 ±0.1mm	C0G(EIA)	50Vdc	51pF	±5%	
GRM1885C1H511GA01# NRND	125°C max. Reflow OK Flow OK	Automotive Consumer equipment, Industrial Equipment, Mobile Electronics, Medical equipment [GHTF A/B/C] except for implant equipment,		1.6 ±0.1mm	0.8 ±0.1mm	0.8 ±0.1mm	C0G(EIA)	50Vdc	510pF	±2%	
GRM1885C1H511JA01# NRND	125°C max. Reflow OK Flow OK	Automotive Consumer equipment, Industrial Equipment, Mobile Electronics, Medical equipment [GHTF A/B/C] except for implant equipment, Automotive		1.6 ±0.1mm	0.8 ±0.1mm	0.8 ±0.1mm	C0G(EIA)	50Vdc	510pF	±5%	

**Attention**

1. This catalog is downloaded from the website of Murata Manufacturing Co., Ltd. Therefore, it's specifications are subject to change or our products in it may be discontinued without advance notice. Please check with our sales representatives or product engineers before ordering.

2. This catalog has only typical specifications because there is no space for detailed specifications. Therefore, please review our product specifications or consult the approval sheet for product specifications before ordering.

# Ceramic Capacitors(SMD)

Part Number	Characteristic	Specific Applications	Appearance	Length	Width	Thickness	Temperature characteristics	Rated Voltage	Capacitance	Tolerance of capacitance	Notes
GRM1885C1H560GA01# NRND	125°C max. Reflow OK Flow OK	Consumer equipment, Industrial Equipment, Mobile Electronics, Medical equipment [GHTF A/B/C] except for implant equipment,		1.6 ±0.1mm	0.8 ±0.1mm	0.8 ±0.1mm	C0G(EIA)	50Vdc	56pF	±2%	
GRM1885C1H560JA01# NRND	125°C max. Reflow OK Flow OK	Automotive Consumer equipment, Industrial Equipment, Mobile Electronics, Medical equipment [GHTF A/B/C] except for implant equipment,		1.6 ±0.1mm	0.8 ±0.1mm	0.8 ±0.1mm	C0G(EIA)	50Vdc	56pF	±5%	
GRM1885C1H561GA01# NRND	125°C max. Reflow OK Flow OK	Automotive Consumer equipment, Industrial Equipment, Mobile Electronics, Medical equipment [GHTF A/B/C] except for implant equipment,		1.6 ±0.1mm	0.8 ±0.1mm	0.8 ±0.1mm	C0G(EIA)	50Vdc	560pF	±2%	
GRM1885C1H561JA01# NRND	125°C max. Reflow OK Flow OK	Automotive Consumer equipment, Industrial Equipment, Mobile Electronics, Medical equipment [GHTF A/B/C] except for implant equipment, Automotive		1.6 ±0.1mm	0.8 ±0.1mm	0.8 ±0.1mm	C0G(EIA)	50Vdc	560pF	±5%	





**Attention**

1. This catalog is downloaded from the website of Murata Manufacturing Co., Ltd. Therefore, it's specifications are subject to change or our products in it may be discontinued without advance notice. Please check with our sales representatives or product engineers before ordering.

2. This catalog has only typical specifications because there is no space for detailed specifications. Therefore, please review our product specifications or consult the approval sheet for product specifications before ordering.



# Ceramic Capacitors(SMD)

Part Number	Characteristic	Specific Applications	Appearance	Length	Width	Thickness	Temperature characteristics	Rated Voltage	Capacitance	Tolerance of capacitance	Notes
GRM1885C1H5R0BA01# NRND	125°C max. Reflow OK Flow OK	Consumer equipment, Industrial Equipment, Mobile Electronics, Medical equipment [GHTF A/B/C] except for implant equipment,		1.6 ±0.1mm	0.8 ±0.1mm	0.8 ±0.1mm	C0G(EIA)	50Vdc	5pF	±0.1pF	
GRM1885C1H5R0CA01# NRND	125°C max. Reflow OK Flow OK	Automotive Consumer equipment, Industrial Equipment, Mobile Electronics, Medical equipment [GHTF A/B/C] except for implant equipment,		1.6 ±0.1mm	0.8 ±0.1mm	0.8 ±0.1mm	C0G(EIA)	50Vdc	5pF	±0.25pF	
GRM1885C1H5R0WA01# NRND	125°C max. Reflow OK Flow OK	Automotive Consumer equipment, Industrial Equipment, Mobile Electronics, Medical equipment [GHTF A/B/C] except for implant equipment,		1.6 ±0.1mm	0.8 ±0.1mm	0.8 ±0.1mm	C0G(EIA)	50Vdc	5pF	±0.05pF	
GRM1885C1H5R1BA01# NRND	125°C max. Reflow OK Flow OK	Automotive Consumer equipment, Industrial Equipment, Mobile Electronics, Medical equipment [GHTF A/B/C] except for implant equipment,		1.6 ±0.1mm	0.8 ±0.1mm	0.8 ±0.1mm	C0G(EIA)	50Vdc	5.1pF	±0.1pF	





Automotive

**Attention**

1. This catalog is downloaded from the website of Murata Manufacturing Co., Ltd. Therefore, it's specifications are subject to change or our products in it may be discontinued without advance notice. Please check with our sales representatives or product engineers before ordering.

2. This catalog has only typical specifications because there is no space for detailed specifications. Therefore, please review our product specifications or consult the approval sheet for product specifications before ordering.

# Ceramic Capacitors(SMD)

Part Number	Characteristic	Specific Applications	Appearance	Length	Width	Thickness	Temperature characteristics	Rated Voltage	Capacitance	Tolerance of capacitance	Notes
GRM1885C1H5R1CA01# NRND	125°C max. Reflow OK Flow OK	Consumer equipment, Industrial Equipment, Mobile Electronics, Medical equipment [GHTF A/B/C] except for implant equipment,		1.6 ±0.1mm	0.8 ±0.1mm	0.8 ±0.1mm	C0G(EIA)	50Vdc	5.1pF	±0.25pF	
GRM1885C1H5R1DA01# NRND	125°C max. Reflow OK Flow OK	Automotive Consumer equipment, Industrial Equipment, Mobile Electronics, Medical equipment [GHTF A/B/C] except for implant equipment,		1.6 ±0.1mm	0.8 ±0.1mm	0.8 ±0.1mm	C0G(EIA)	50Vdc	5.1pF	±0.5pF	
GRM1885C1H5R1WA01# NRND	125°C max. Reflow OK Flow OK	Automotive Consumer equipment, Industrial Equipment, Mobile Electronics, Medical equipment [GHTF A/B/C] except for implant equipment,		1.6 ±0.1mm	0.8 ±0.1mm	0.8 ±0.1mm	C0G(EIA)	50Vdc	5.1pF	±0.05pF	
GRM1885C1H5R2BA01# NRND	125°C max. Reflow OK Flow OK	Automotive Consumer equipment, Industrial Equipment, Mobile Electronics, Medical equipment [GHTF A/B/C] except for implant equipment,		1.6 ±0.1mm	0.8 ±0.1mm	0.8 ±0.1mm	C0G(EIA)	50Vdc	5.2pF	±0.1pF	





Automotive

**Attention**

1. This catalog is downloaded from the website of Murata Manufacturing Co., Ltd. Therefore, it's specifications are subject to change or our products in it may be discontinued without advance notice. Please check with our sales representatives or product engineers before ordering.

2. This catalog has only typical specifications because there is no space for detailed specifications. Therefore, please review our product specifications or consult the approval sheet for product specifications before ordering.

# Ceramic Capacitors(SMD)

Part Number	Characteristic	Specific Applications	Appearance	Length	Width	Thickness	Temperature characteristics	Rated Voltage	Capacitance	Tolerance of capacitance	Notes
GRM1885C1H5R2CA01# NRND	125°C max. Reflow OK Flow OK	Consumer equipment, Industrial Equipment, Mobile Electronics, Medical equipment [GHTF A/B/C] except for implant equipment,		1.6 ±0.1mm	0.8 ±0.1mm	0.8 ±0.1mm	C0G(EIA)	50Vdc	5.2pF	±0.25pF	
GRM1885C1H5R2DA01# NRND	125°C max. Reflow OK Flow OK	Automotive Consumer equipment, Industrial Equipment, Mobile Electronics, Medical equipment [GHTF A/B/C] except for implant equipment,		1.6 ±0.1mm	0.8 ±0.1mm	0.8 ±0.1mm	C0G(EIA)	50Vdc	5.2pF	±0.5pF	
GRM1885C1H5R2WA01# NRND	125°C max. Reflow OK Flow OK	Automotive Consumer equipment, Industrial Equipment, Mobile Electronics, Medical equipment [GHTF A/B/C] except for implant equipment,		1.6 ±0.1mm	0.8 ±0.1mm	0.8 ±0.1mm	C0G(EIA)	50Vdc	5.2pF	±0.05pF	
GRM1885C1H5R3BA01# NRND	125°C max. Reflow OK Flow OK	Automotive Consumer equipment, Industrial Equipment, Mobile Electronics, Medical equipment [GHTF A/B/C] except for implant equipment,		1.6 ±0.1mm	0.8 ±0.1mm	0.8 ±0.1mm	C0G(EIA)	50Vdc	5.3pF	±0.1pF	





Automotive

**Attention**

1. This catalog is downloaded from the website of Murata Manufacturing Co., Ltd. Therefore, it's specifications are subject to change or our products in it may be discontinued without advance notice. Please check with our sales representatives or product engineers before ordering.

2. This catalog has only typical specifications because there is no space for detailed specifications. Therefore, please review our product specifications or consult the approval sheet for product specifications before ordering.

# Ceramic Capacitors(SMD)





Part Number	Characteristic	Specific Applications	Appearance	Length	Width	Thickness	Temperature characteristics	Rated Voltage	Capacitance	Tolerance of capacitance	Notes
GRM1885C1H5R3CA01# NRND	125°C max. Reflow OK Flow OK	Consumer equipment, Industrial Equipment, Mobile Electronics, Medical equipment [GHTF A/B/C] except for implant equipment,		1.6 ±0.1mm	0.8 ±0.1mm	0.8 ±0.1mm	C0G(EIA)	50Vdc	5.3pF	±0.25pF	
GRM1885C1H5R3DA01# NRND	125°C max. Reflow OK Flow OK	Automotive Consumer equipment, Industrial Equipment, Mobile Electronics, Medical equipment [GHTF A/B/C] except for implant equipment,		1.6 ±0.1mm	0.8 ±0.1mm	0.8 ±0.1mm	C0G(EIA)	50Vdc	5.3pF	±0.5pF	
GRM1885C1H5R3WA01# NRND	125°C max. Reflow OK Flow OK	Automotive Consumer equipment, Industrial Equipment, Mobile Electronics, Medical equipment [GHTF A/B/C] except for implant equipment,		1.6 ±0.1mm	0.8 ±0.1mm	0.8 ±0.1mm	C0G(EIA)	50Vdc	5.3pF	±0.05pF	
GRM1885C1H5R4BA01# NRND	125°C max. Reflow OK Flow OK	Automotive Consumer equipment, Industrial Equipment, Mobile Electronics, Medical equipment [GHTF A/B/C] except for implant equipment, Automotive		1.6 ±0.1mm	0.8 ±0.1mm	0.8 ±0.1mm	C0G(EIA)	50Vdc	5.4pF	±0.1pF	

**Attention**

1. This catalog is downloaded from the website of Murata Manufacturing Co., Ltd. Therefore, it's specifications are subject to change or our products in it may be discontinued without advance notice. Please check with our sales representatives or product engineers before ordering.

2. This catalog has only typical specifications because there is no space for detailed specifications. Therefore, please review our product specifications or consult the approval sheet for product specifications before ordering.

# Ceramic Capacitors(SMD)





Part Number	Characteristic	Specific Applications	Appearance	Length	Width	Thickness	Temperature characteristics	Rated Voltage	Capacitance	Tolerance of capacitance	Notes
GRM1885C1H5R4CA01# NRND	125°C max. Reflow OK Flow OK	Consumer equipment, Industrial Equipment,Mobile Electronics,Medical equipment [GHTF A/B/C] except for implant equipment,		1.6 ±0.1mm	0.8 ±0.1mm	0.8 ±0.1mm	C0G(EIA)	50Vdc	5.4pF	±0.25pF	
GRM1885C1H5R4DA01# NRND	125°C max. Reflow OK Flow OK	Automotive Consumer equipment, Industrial Equipment,Mobile Electronics,Medical equipment [GHTF A/B/C] except for implant equipment,		1.6 ±0.1mm	0.8 ±0.1mm	0.8 ±0.1mm	C0G(EIA)	50Vdc	5.4pF	±0.5pF	
GRM1885C1H5R4WA01# NRND	125°C max. Reflow OK Flow OK	Automotive Consumer equipment, Industrial Equipment,Mobile Electronics,Medical equipment [GHTF A/B/C] except for implant equipment,		1.6 ±0.1mm	0.8 ±0.1mm	0.8 ±0.1mm	C0G(EIA)	50Vdc	5.4pF	±0.05pF	
GRM1885C1H5R5BA01# NRND	125°C max. Reflow OK Flow OK	Automotive Consumer equipment, Industrial Equipment,Mobile Electronics,Medical equipment [GHTF A/B/C] except for implant equipment, Automotive		1.6 ±0.1mm	0.8 ±0.1mm	0.8 ±0.1mm	C0G(EIA)	50Vdc	5.5pF	±0.1pF	

**Attention**

1. This catalog is downloaded from the website of Murata Manufacturing Co., Ltd. Therefore, it's specifications are subject to change or our products in it may be discontinued without advance notice. Please check with our sales representatives or product engineers before ordering.

2. This catalog has only typical specifications because there is no space for detailed specifications. Therefore, please review our product specifications or consult the approval sheet for product specifications before ordering.

# Ceramic Capacitors(SMD)

Part Number	Characteristic	Specific Applications	Appearance	Length	Width	Thickness	Temperature characteristics	Rated Voltage	Capacitance	Tolerance of capacitance	Notes
GRM1885C1H5R5CA01# NRND	125°C max. Reflow OK Flow OK	Consumer equipment, Industrial Equipment, Mobile Electronics, Medical equipment [GHTF A/B/C] except for implant equipment,		1.6 ±0.1mm	0.8 ±0.1mm	0.8 ±0.1mm	C0G(EIA)	50Vdc	5.5pF	±0.25pF	
GRM1885C1H5R5DA01# NRND	125°C max. Reflow OK Flow OK	Automotive Consumer equipment, Industrial Equipment, Mobile Electronics, Medical equipment [GHTF A/B/C] except for implant equipment,		1.6 ±0.1mm	0.8 ±0.1mm	0.8 ±0.1mm	C0G(EIA)	50Vdc	5.5pF	±0.5pF	
GRM1885C1H5R5WA01# NRND	125°C max. Reflow OK Flow OK	Automotive Consumer equipment, Industrial Equipment, Mobile Electronics, Medical equipment [GHTF A/B/C] except for implant equipment,		1.6 ±0.1mm	0.8 ±0.1mm	0.8 ±0.1mm	C0G(EIA)	50Vdc	5.5pF	±0.05pF	
GRM1885C1H5R6BA01# NRND	125°C max. Reflow OK Flow OK	Automotive Consumer equipment, Industrial Equipment, Mobile Electronics, Medical equipment [GHTF A/B/C] except for implant equipment,		1.6 ±0.1mm	0.8 ±0.1mm	0.8 ±0.1mm	C0G(EIA)	50Vdc	5.6pF	±0.1pF	





Automotive

**Attention**

1. This catalog is downloaded from the website of Murata Manufacturing Co., Ltd. Therefore, it's specifications are subject to change or our products in it may be discontinued without advance notice. Please check with our sales representatives or product engineers before ordering.

2. This catalog has only typical specifications because there is no space for detailed specifications. Therefore, please review our product specifications or consult the approval sheet for product specifications before ordering.

# Ceramic Capacitors(SMD)

Part Number	Characteristic	Specific Applications	Appearance	Length	Width	Thickness	Temperature characteristics	Rated Voltage	Capacitance	Tolerance of capacitance	Notes
GRM1885C1H5R6CA01# NRND	125°C max. Reflow OK Flow OK	Consumer equipment, Industrial Equipment, Mobile Electronics, Medical equipment [GHTF A/B/C] except for implant equipment,		1.6 ±0.1mm	0.8 ±0.1mm	0.8 ±0.1mm	C0G(EIA)	50Vdc	5.6pF	±0.25pF	
GRM1885C1H5R6DA01# NRND	125°C max. Reflow OK Flow OK	Automotive Consumer equipment, Industrial Equipment, Mobile Electronics, Medical equipment [GHTF A/B/C] except for implant equipment,		1.6 ±0.1mm	0.8 ±0.1mm	0.8 ±0.1mm	C0G(EIA)	50Vdc	5.6pF	±0.5pF	
GRM1885C1H5R6WA01# NRND	125°C max. Reflow OK Flow OK	Automotive Consumer equipment, Industrial Equipment, Mobile Electronics, Medical equipment [GHTF A/B/C] except for implant equipment,		1.6 ±0.1mm	0.8 ±0.1mm	0.8 ±0.1mm	C0G(EIA)	50Vdc	5.6pF	±0.05pF	
GRM1885C1H5R7BA01# NRND	125°C max. Reflow OK Flow OK	Automotive Consumer equipment, Industrial Equipment, Mobile Electronics, Medical equipment [GHTF A/B/C] except for implant equipment,		1.6 ±0.1mm	0.8 ±0.1mm	0.8 ±0.1mm	C0G(EIA)	50Vdc	5.7pF	±0.1pF	





Automotive

**Attention**

1. This catalog is downloaded from the website of Murata Manufacturing Co., Ltd. Therefore, it's specifications are subject to change or our products in it may be discontinued without advance notice. Please check with our sales representatives or product engineers before ordering.

2. This catalog has only typical specifications because there is no space for detailed specifications. Therefore, please review our product specifications or consult the approval sheet for product specifications before ordering.

# Ceramic Capacitors(SMD)

Part Number	Characteristic	Specific Applications	Appearance	Length	Width	Thickness	Temperature characteristics	Rated Voltage	Capacitance	Tolerance of capacitance	Notes
GRM1885C1H5R7CA01# NRND	125°C max. Reflow OK Flow OK	Consumer equipment, Industrial Equipment, Mobile Electronics, Medical equipment [GHTF A/B/C] except for implant equipment,		1.6 ±0.1mm	0.8 ±0.1mm	0.8 ±0.1mm	C0G(EIA)	50Vdc	5.7pF	±0.25pF	
GRM1885C1H5R7DA01# NRND	125°C max. Reflow OK Flow OK	Automotive Consumer equipment, Industrial Equipment, Mobile Electronics, Medical equipment [GHTF A/B/C] except for implant equipment,		1.6 ±0.1mm	0.8 ±0.1mm	0.8 ±0.1mm	C0G(EIA)	50Vdc	5.7pF	±0.5pF	
GRM1885C1H5R7WA01# NRND	125°C max. Reflow OK Flow OK	Automotive Consumer equipment, Industrial Equipment, Mobile Electronics, Medical equipment [GHTF A/B/C] except for implant equipment,		1.6 ±0.1mm	0.8 ±0.1mm	0.8 ±0.1mm	C0G(EIA)	50Vdc	5.7pF	±0.05pF	
GRM1885C1H5R8BA01# NRND	125°C max. Reflow OK Flow OK	Automotive Consumer equipment, Industrial Equipment, Mobile Electronics, Medical equipment [GHTF A/B/C] except for implant equipment,		1.6 ±0.1mm	0.8 ±0.1mm	0.8 ±0.1mm	C0G(EIA)	50Vdc	5.8pF	±0.1pF	

Automotive





**Attention**

1. This catalog is downloaded from the website of Murata Manufacturing Co., Ltd. Therefore, it's specifications are subject to change or our products in it may be discontinued without advance notice. Please check with our sales representatives or product engineers before ordering.

2. This catalog has only typical specifications because there is no space for detailed specifications. Therefore, please review our product specifications or consult the approval sheet for product specifications before ordering.



# Ceramic Capacitors(SMD)





Part Number	Characteristic	Specific Applications	Appearance	Length	Width	Thickness	Temperature characteristics	Rated Voltage	Capacitance	Tolerance of capacitance	Notes
GRM1885C1H5R8CA01# NRND	125°C max. Reflow OK Flow OK	Consumer equipment, Industrial Equipment, Mobile Electronics, Medical equipment [GHTF A/B/C] except for implant equipment,		1.6 ±0.1mm	0.8 ±0.1mm	0.8 ±0.1mm	C0G(EIA)	50Vdc	5.8pF	±0.25pF	
GRM1885C1H5R8DA01# NRND	125°C max. Reflow OK Flow OK	Automotive Consumer equipment, Industrial Equipment, Mobile Electronics, Medical equipment [GHTF A/B/C] except for implant equipment,		1.6 ±0.1mm	0.8 ±0.1mm	0.8 ±0.1mm	C0G(EIA)	50Vdc	5.8pF	±0.5pF	
GRM1885C1H5R8WA01# NRND	125°C max. Reflow OK Flow OK	Automotive Consumer equipment, Industrial Equipment, Mobile Electronics, Medical equipment [GHTF A/B/C] except for implant equipment,		1.6 ±0.1mm	0.8 ±0.1mm	0.8 ±0.1mm	C0G(EIA)	50Vdc	5.8pF	±0.05pF	
GRM1885C1H5R9BA01# NRND	125°C max. Reflow OK Flow OK	Automotive Consumer equipment, Industrial Equipment, Mobile Electronics, Medical equipment [GHTF A/B/C] except for implant equipment, Automotive		1.6 ±0.1mm	0.8 ±0.1mm	0.8 ±0.1mm	C0G(EIA)	50Vdc	5.9pF	±0.1pF	

**Attention**

1. This catalog is downloaded from the website of Murata Manufacturing Co., Ltd. Therefore, it's specifications are subject to change or our products in it may be discontinued without advance notice. Please check with our sales representatives or product engineers before ordering.

2. This catalog has only typical specifications because there is no space for detailed specifications. Therefore, please review our product specifications or consult the approval sheet for product specifications before ordering.

# Ceramic Capacitors(SMD)





Part Number	Characteristic	Specific Applications	Appearance	Length	Width	Thickness	Temperature characteristics	Rated Voltage	Capacitance	Tolerance of capacitance	Notes
GRM1885C1H5R9CA01# NRND	125°C max. Reflow OK Flow OK	Consumer equipment, Industrial Equipment, Mobile Electronics, Medical equipment [GHTF A/B/C] except for implant equipment,		1.6 ±0.1mm	0.8 ±0.1mm	0.8 ±0.1mm	C0G(EIA)	50Vdc	5.9pF	±0.25pF	
GRM1885C1H5R9DA01# NRND	125°C max. Reflow OK Flow OK	Automotive Consumer equipment, Industrial Equipment, Mobile Electronics, Medical equipment [GHTF A/B/C] except for implant equipment,		1.6 ±0.1mm	0.8 ±0.1mm	0.8 ±0.1mm	C0G(EIA)	50Vdc	5.9pF	±0.5pF	
GRM1885C1H5R9WA01# NRND	125°C max. Reflow OK Flow OK	Automotive Consumer equipment, Industrial Equipment, Mobile Electronics, Medical equipment [GHTF A/B/C] except for implant equipment,		1.6 ±0.1mm	0.8 ±0.1mm	0.8 ±0.1mm	C0G(EIA)	50Vdc	5.9pF	±0.05pF	
GRM1885C1H620GA01# NRND	125°C max. Reflow OK Flow OK	Automotive Consumer equipment, Industrial Equipment, Mobile Electronics, Medical equipment [GHTF A/B/C] except for implant equipment, Automotive		1.6 ±0.1mm	0.8 ±0.1mm	0.8 ±0.1mm	C0G(EIA)	50Vdc	62pF	±2%	

**Attention**

1. This catalog is downloaded from the website of Murata Manufacturing Co., Ltd. Therefore, it's specifications are subject to change or our products in it may be discontinued without advance notice. Please check with our sales representatives or product engineers before ordering.

2. This catalog has only typical specifications because there is no space for detailed specifications. Therefore, please review our product specifications or consult the approval sheet for product specifications before ordering.

# Ceramic Capacitors(SMD)

Part Number	Characteristic	Specific Applications	Appearance	Length	Width	Thickness	Temperature characteristics	Rated Voltage	Capacitance	Tolerance of capacitance	Notes
GRM1885C1H620JA01# NRND	125°C max. Reflow OK Flow OK	Consumer equipment, Industrial Equipment, Mobile Electronics, Medical equipment [GHTF A/B/C] except for implant equipment,		1.6 ±0.1mm	0.8 ±0.1mm	0.8 ±0.1mm	C0G(EIA)	50Vdc	62pF	±5%	
GRM1885C1H621GA01# NRND	125°C max. Reflow OK Flow OK	Automotive Consumer equipment, Industrial Equipment, Mobile Electronics, Medical equipment [GHTF A/B/C] except for implant equipment,		1.6 ±0.1mm	0.8 ±0.1mm	0.8 ±0.1mm	C0G(EIA)	50Vdc	620pF	±2%	
GRM1885C1H621JA01# NRND	125°C max. Reflow OK Flow OK	Automotive Consumer equipment, Industrial Equipment, Mobile Electronics, Medical equipment [GHTF A/B/C] except for implant equipment,		1.6 ±0.1mm	0.8 ±0.1mm	0.8 ±0.1mm	C0G(EIA)	50Vdc	620pF	±5%	
GRM1885C1H680GA01# NRND	125°C max. Reflow OK Flow OK	Automotive Consumer equipment, Industrial Equipment, Mobile Electronics, Medical equipment [GHTF A/B/C] except for implant equipment, Automotive		1.6 ±0.1mm	0.8 ±0.1mm	0.8 ±0.1mm	C0G(EIA)	50Vdc	68pF	±2%	

**Attention**

1. This catalog is downloaded from the website of Murata Manufacturing Co., Ltd. Therefore, it's specifications are subject to change or our products in it may be discontinued without advance notice. Please check with our sales representatives or product engineers before ordering.

2. This catalog has only typical specifications because there is no space for detailed specifications. Therefore, please review our product specifications or consult the approval sheet for product specifications before ordering.

# Ceramic Capacitors(SMD)

Part Number	Characteristic	Specific Applications	Appearance	Length	Width	Thickness	Temperature characteristics	Rated Voltage	Capacitance	Tolerance of capacitance	Notes
GRM1885C1H680JA01# NRND	125°C max. Reflow OK Flow OK	Consumer equipment, Industrial Equipment, Mobile Electronics, Medical equipment [GHTF A/B/C] except for implant equipment, Automotive		1.6 ±0.1mm	0.8 ±0.1mm	0.8 ±0.1mm	C0G(EIA)	50Vdc	68pF	±5%	

**Attention**

1. This catalog is downloaded from the website of Murata Manufacturing Co., Ltd. Therefore, it's specifications are subject to change or our products in it may be discontinued without advance notice. Please check with our sales representatives or product engineers before ordering.

2. This catalog has only typical specifications because there is no space for detailed specifications.

Therefore, please review our product specifications or consult the approval sheet for product specifications before ordering.