

# NFZ32BW7R4HZ10#

“#” at the end indicates the package specification code.



## < List of part numbers with package codes >

NFZ32BW7R4HZ10K      NFZ32BW7R4HZ10L

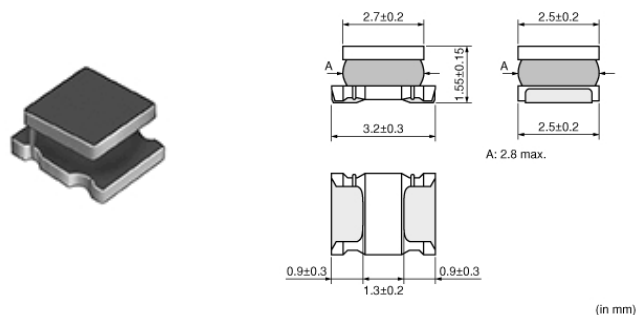
## Applications

Unsuitable Applications	Please be sure to read and comply with these "Precautions for use."
Specific Applications	Automotive infotainment/comfort equipment, Consumer equipment, Medical equipment [GHTF A/B/C] except for implant & surgery & auto injector, Industrial equipment except for transportation & facility & energy equipment Please refer to Our Website and specifications, etc. for information about the performance, functions, quality, management, and safety required for the above applications, and use Products after confirming the performance and reliability of the actual Product.
Recommended Applications	Automotive infotainment/comfort equipment

## Packaging Information

Packaging	Specifications	Standard Packing Quantity
K	330mm Embossed Tape	7500
L	180mm Embossed Tape	2000

## Appearance & Shape



### Attention

1. This datasheet is downloaded from the website of Murata Manufacturing Co., Ltd. Therefore, its specifications are subject to change or our products in it may be discontinued without advance notice. Please check with our sales representatives or product engineers before ordering.

2. This datasheet has only typical specifications because there is no space for detailed specifications.

Therefore, please review our product specifications or consult the approval sheet for product specifications before ordering.

# NFZ32BW7R4HZ10#

“#” at the end indicates the package specification code.



## Features

1. The NFZ series is an impedance component designed for the radiation noise ranges from 30 to 150MHz.  
With high impedance generated in small package, this product can suppress noise element connecting to noise conduction route in series.  
Moreover, with wide line up corresponding to various frequency range, optimum product can be selected according to the model or set.
2. The nickel barrier structure of the external electrodes provides excellent solder heat resistance.
3. NFZ series low DC Resistance. Large Current in a small.  
The Rated Current is the maximum 2.9A.
4. Corresponds to 125 °C maximum use temperature.

### Attention

1. This datasheet is downloaded from the website of Murata Manufacturing Co., Ltd. Therefore, it's specifications are subject to change or our products in it may be discontinued without advance notice. Please check with our sales representatives or product engineers before ordering.
2. This datasheet has only typical specifications because there is no space for detailed specifications.  
Therefore, please review our product specifications or consult the approval sheet for product specifications before ordering.

# NFZ32BW7R4HZ10#

“#” at the end indicates the package specification code.



## Specifications

Shape	SMD
Size Code (in inch)	1210
Length	3.2mm
Length Tolerance	±0.3mm
Width	2.5mm
Width Tolerance	±0.2mm
Thickness	1.55mm
Thickness Tolerance	±0.15mm
Operating Temperature Range	-40°C to 105°C
Operating Temperature Range (Self-temperature rise is included)	-40°C to 125°C
Mass(typ.)	0.044g
Number of Circuit	1
Rated Current (at 85°C)	2050mA
Rated Current (at 105°C)	1320mA
DC Resistance(max.)	0.054Ω
DC Resistance	0.045Ω±20%
Impedance (at 1MHz)	7.4Ω
Impedance (at 1MHz) Tolerance	±30%
Size Code (in mm)	3225

### Attention

1.This datasheet is downloaded from the website of Murata Manufacturing Co., Ltd. Therefore, it's specifications are subject to change or our products in it may be discontinued without advance notice. Please check with our sales representatives or product engineers before ordering.

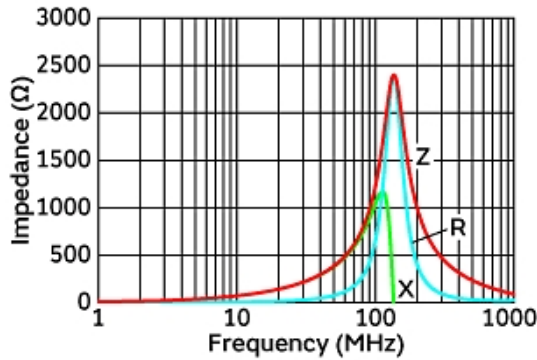
2.This datasheet has only typical specifications because there is no space for detailed specifications.

Therefore, please review our product specifications or consult the approval sheet for product specifications before ordering.

# NFZ32BW7R4HZ10#

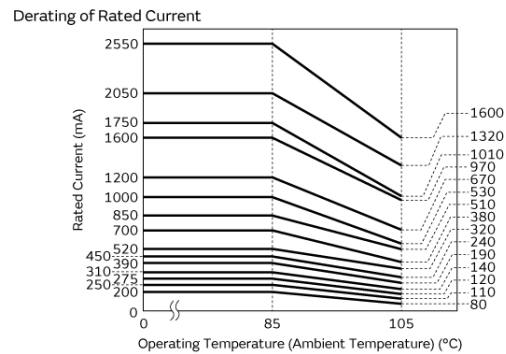
“#” at the end indicates the package specification code.

## Product Data

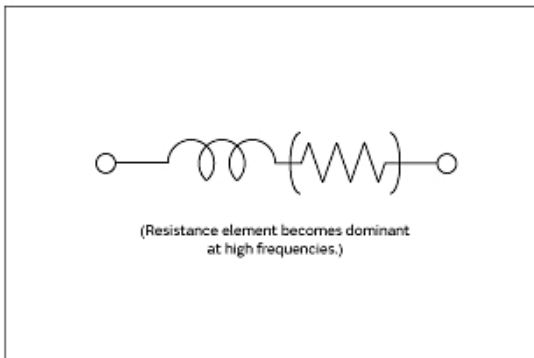


Impedance-Frequency Characteristics

In operating temperature exceeding +85°C, derating of current is necessary for NFZ32BW\_H□10 series.  
Please apply the derating curve shown in chart according to the operating temperature.



Derating of Rated Current



Equivalent Circuit

### Attention

- 1.This datasheet is downloaded from the website of Murata Manufacturing Co., Ltd. Therefore, it's specifications are subject to change or our products in it may be discontinued without advance notice. Please check with our sales representatives or product engineers before ordering.
- 2.This datasheet has only typical specifications because there is no space for detailed specifications.  
Therefore, please review our product specifications or consult the approval sheet for product specifications before ordering.