

# RCER71E105K1A2H03B

In Production

AEC-Q200

RoHS

REACH

125°C max.

Low acoustic noise

Deflecting crack

Soldering crack

Flow OK

Welding

Applications

Notices

Unsuitable Applications	Please be sure to read and comply with these "Precautions for use."
Specific Applications	Automotive powertrain/safety equipment, Automotive infotainment/comfort equipment,Medical equipment [GHTF A/B/C] except for implant equipment Please refer to Our Website and specifications, etc. for information about the performance, functions, quality, management, and safety required for the above applications, and use Products after confirming the performance and reliability of the actual Product.

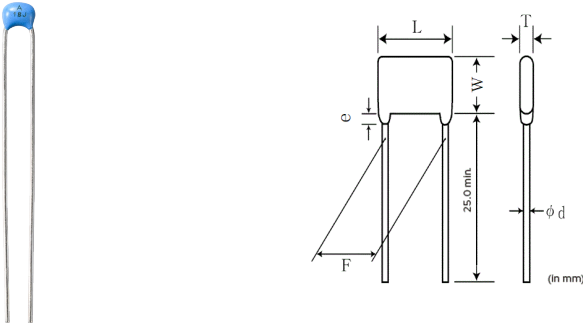
HF(Halogen Free)

References

Packaging	Specifications	Standard Packing Quantity
B	Bulk(Bag)	500

Mass (typ.)	
1 piece	0.12g

Appearance & Shape



**Attention**  
1.This datasheet is downloaded from the website of Murata Manufacturing Co., Ltd. Therefore, it's specifications are subject to change or our products in it may be discontinued without advance notice. Please check with our sales representatives or product engineers before ordering.  
2.This datasheet has only typical specifications because there is no space for detailed specifications.  
Therefore, please review our product specifications or consult the approval sheet for product specifications before ordering.

# RCER71E105K1A2H03B



## Specifications

L size or Outer diameter D	4.0mm max.
Width	3.5mm max.
T size	2.5mm max.
Lead spacing F	2.5±0.8mm
Lead diameter d	0.5±0.05mm
Paint dripping e	1.5mm max.
Capacitance	1.0μF ±10%
Rated voltage	25Vdc
Temperature characteristics	X7R(EIA)
Capacitance change rate	±15%
Temperature range of temperature characteristics	-55°C to 125°C
Operating Temperature Range	-55°C to 125°C

### Attention

1.This datasheet is downloaded from the website of Murata Manufacturing Co., Ltd. Therefore, it's specifications are subject to change or our products in it may be discontinued without advance notice. Please check with our sales representatives or product engineers before ordering.

2.This datasheet has only typical specifications because there is no space for detailed specifications.

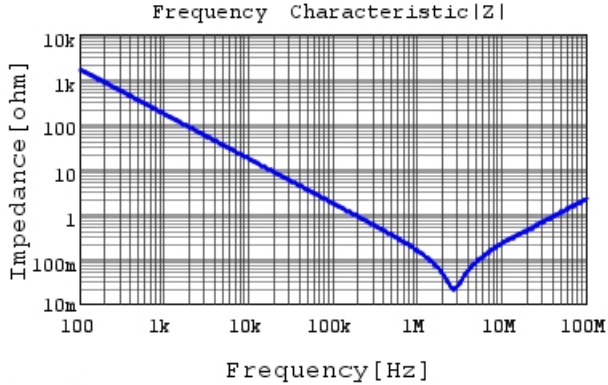
Therefore, please review our product specifications or consult the approval sheet for product specifications before ordering.

# RCER71E105K1A2H03B

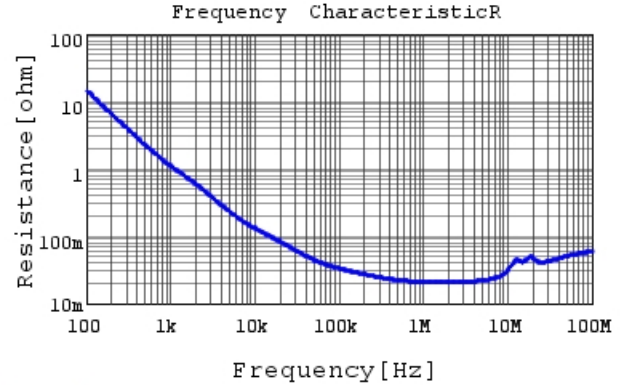


## Characteristic Data

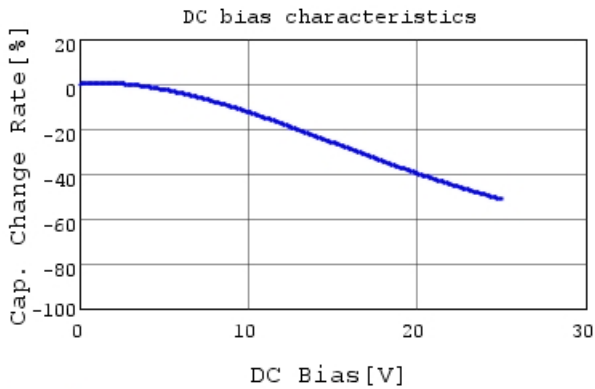
The charts below may show another part number which shares its characteristics.



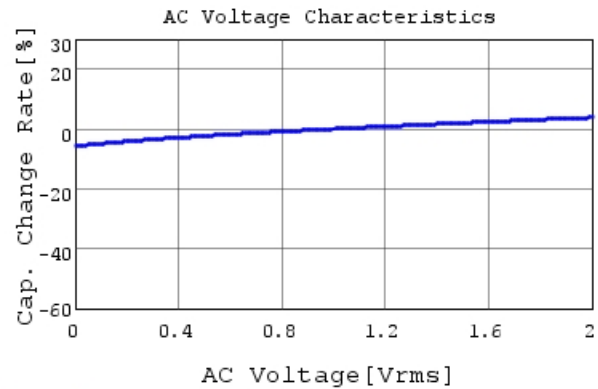
RCER71E105K1A2H03B |Z| DCOV,25degC



RCER71E105K1A2H03B R DCOV,25degC



RCER71E105K1A2H03B C-DC bias capchange, 25.0



RCER71E105K1A2H03B C-AC Voltage capchange, 1

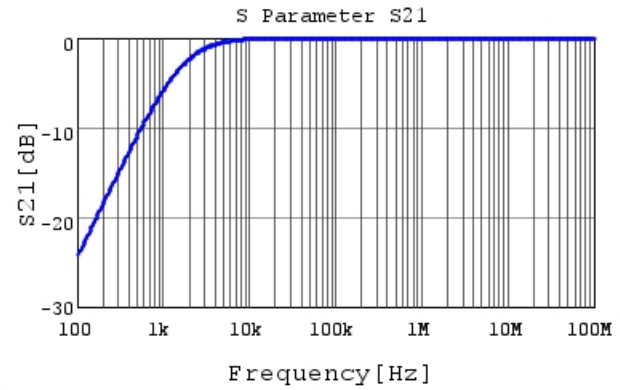
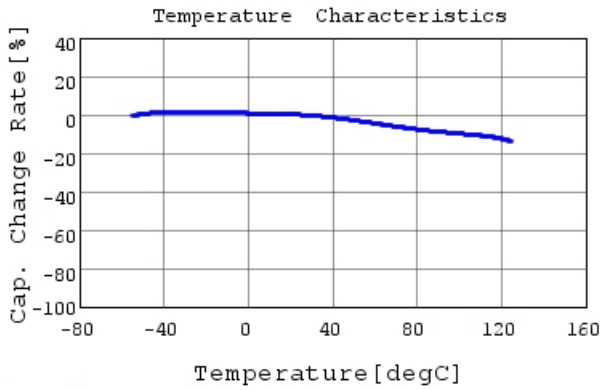
### Attention

1.This datasheet is downloaded from the website of Murata Manufacturing Co., Ltd. Therefore, it's specifications are subject to change or our products in it may be discontinued without advance notice. Please check with our sales representatives or product engineers before ordering.

2.This datasheet has only typical specifications because there is no space for detailed specifications.

Therefore, please review our product specifications or consult the approval sheet for product specifications before ordering.

# RCER71E105K1A2H03B



## Attention

1.This datasheet is downloaded from the website of Murata Manufacturing Co., Ltd. Therefore, it's specifications are subject to change or our products in it may be discontinued without advance notice. Please check with our sales representatives or product engineers before ordering.

2.This datasheet has only typical specifications because there is no space for detailed specifications.

Therefore, please review our product specifications or consult the approval sheet for product specifications before ordering.