

GRM0115C1E100GE01#

“#” at the end indicates the package specification code.

In Production

RoHS

REACH

125
°C max.

Reflow
OK

< List of part numbers with package codes >

GRM0115C1E100GE01L

Applications

Unsuitable Applications	Please be sure to read and comply with these "Precautions for use."
Specific Applications	Consumer equipment, Industrial Equipment, Mobile Electronics, Medical equipment [GHF A/B/C] except for implant equipment, Automotive infotainment/comfort equipment Please refer to Our Website and specifications, etc. for information about the performance, functions, quality, management, and safety required for the above applications, and use Products after confirming the performance and reliability of the actual Product.

References

Packaging	Specifications	Standard Packing Quantity
L	180 Embossed Tape	50000

Mass (typ.)	
1 piece	0.016mg

Appearance & Shape



Attention

1. This datasheet is downloaded from the website of Murata Manufacturing Co., Ltd. Therefore, its specifications are subject to change or our products in it may be discontinued without advance notice. Please check with our sales representatives or product engineers before ordering.

2. This datasheet has only typical specifications because there is no space for detailed specifications.

Therefore, please review our product specifications or consult the approval sheet for product specifications before ordering.

GRM0115C1E100GE01#

“#” at the end indicates the package specification code.



Specifications

Length	0.25±0.013mm
Width	0.125±0.013mm
Thickness	0.125±0.013mm
Capacitance	10pF ±2%
Distance between external terminals g	0.05mm min.
External terminal size e	0.05 to 0.1mm
Operating Temperature Range	-55°C to 125°C
Rated Voltage	25Vdc
Size code in inch(mm)	008004 (0201M)
TC	0±30ppm/°C
Temperature characteristics (complied standard)	C0G(EIA)
Temperature range of temperature characteristics	25°C to 125°C

Attention

1.This datasheet is downloaded from the website of Murata Manufacturing Co., Ltd. Therefore, it's specifications are subject to change or our products in it may be discontinued without advance notice. Please check with our sales representatives or product engineers before ordering.

2.This datasheet has only typical specifications because there is no space for detailed specifications.

Therefore, please review our product specifications or consult the approval sheet for product specifications before ordering.

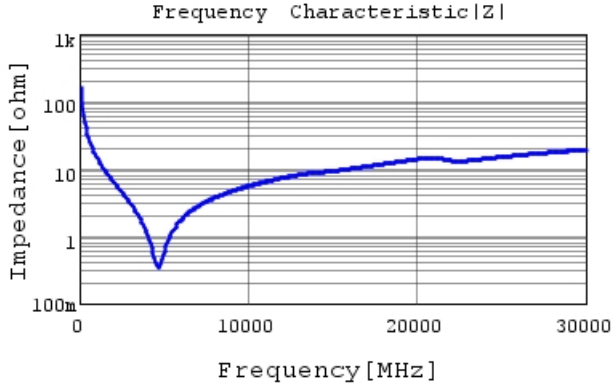
GRM0115C1E100GE01#

“#” at the end indicates the package specification code.

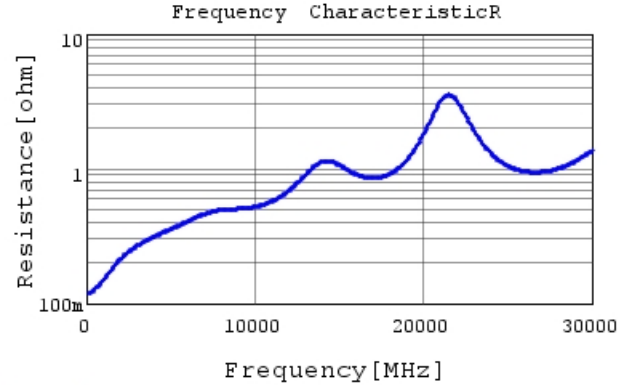


Characteristic Data

The charts below may show another part number which shares its characteristics.



GRM0115C1E100GE01 |Z| DCOV,25degC



GRM0115C1E100GE01 R DCOV,25degC



GRM0115C1E100GE01 C-DC bias capchange, 25.0C



GRM0115C1E100GE01 C-AC Voltage capchange, D

Attention

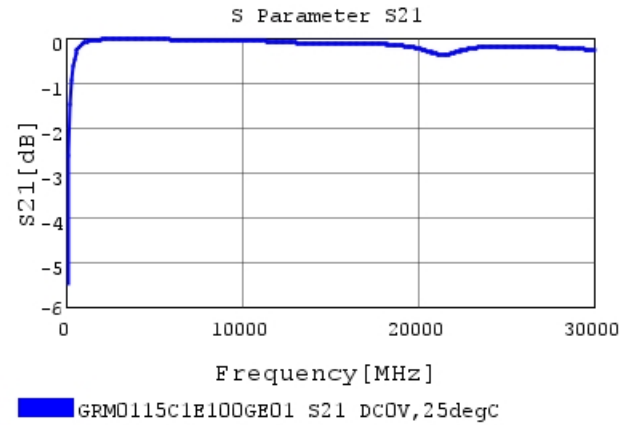
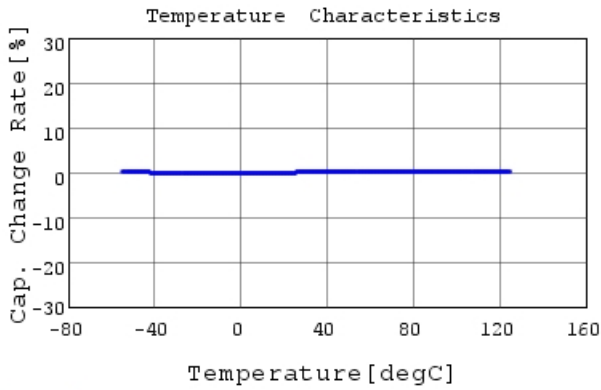
1.This datasheet is downloaded from the website of Murata Manufacturing Co., Ltd. Therefore, it's specifications are subject to change or our products in it may be discontinued without advance notice. Please check with our sales representatives or product engineers before ordering.

2.This datasheet has only typical specifications because there is no space for detailed specifications.

Therefore, please review our product specifications or consult the approval sheet for product specifications before ordering.

GRM0115C1E100GE01#

“#” at the end indicates the package specification code.



Attention

1.This datasheet is downloaded from the website of Murata Manufacturing Co., Ltd. Therefore, it's specifications are subject to change or our products in it may be discontinued without advance notice. Please check with our sales representatives or product engineers before ordering.

2.This datasheet has only typical specifications because there is no space for detailed specifications.

Therefore, please review our product specifications or consult the approval sheet for product specifications before ordering.