

# NFM15PC915R0E3#

“#” at the end indicates the package specification code.



< List of part numbers with package codes >  
NFM15PC915R0E3D

## Applications

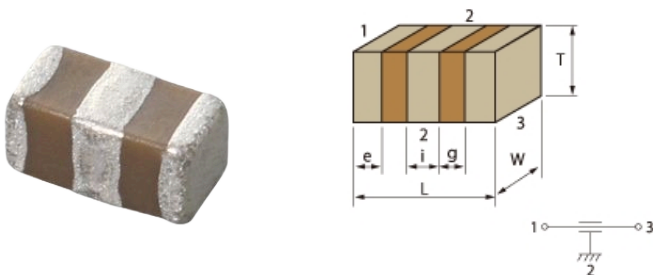
Unsuitable Applications	Please be sure to read and comply with these "Precautions for use."
Specific Applications	Consumer equipment, Industrial Equipment, Mobile Electronics, Medical equipment [GHF A/B/C] except for implant equipment, Automotive infotainment/comfort equipment Please refer to Our Website and specifications, etc. for information about the performance, functions, quality, management, and safety required for the above applications, and use Products after confirming the performance and reliability of the actual Product.

## References

Packaging	Specifications	Standard Packing Quantity
D	φ180mm Reel Paper Tape	10000

Mass (typ.)	
1 piece	3.1mg

## Appearance & Shape



### Attention

1. This datasheet is downloaded from the website of Murata Manufacturing Co., Ltd. Therefore, its specifications are subject to change or our products in it may be discontinued without advance notice. Please check with our sales representatives or product engineers before ordering.

2. This datasheet has only typical specifications because there is no space for detailed specifications.

Therefore, please review our product specifications or consult the approval sheet for product specifications before ordering.

# NFM15PC915R0E3#

“#” at the end indicates the package specification code.



## Specifications

Length	1.0±0.2mm
Width	0.5±0.2mm
Thickness	0.5±0.2mm
Capacitance	9.1μF ±20%
Distance between external terminals g	0.1mm min.
DC Resistance(max.)	40mΩ
External terminal size e	0.2±0.1mm
External terminal size i	0.35±0.1mm
Operating Temperature Range	-55°C to 85°C
Rated Current	2A
Rated Voltage	2.5Vdc
Size code in inch(mm)	0402 (1005M)

### Attention

1.This datasheet is downloaded from the website of Murata Manufacturing Co., Ltd. Therefore, it's specifications are subject to change or our products in it may be discontinued without advance notice. Please check with our sales representatives or product engineers before ordering.

2.This datasheet has only typical specifications because there is no space for detailed specifications.

Therefore, please review our product specifications or consult the approval sheet for product specifications before ordering.

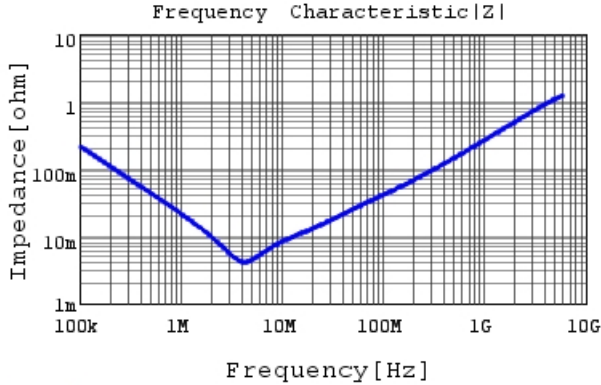
# NFM15PC915R0E3#

“#” at the end indicates the package specification code.

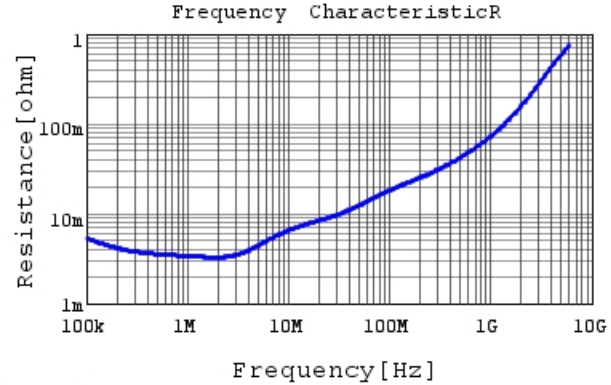


## Characteristic Data

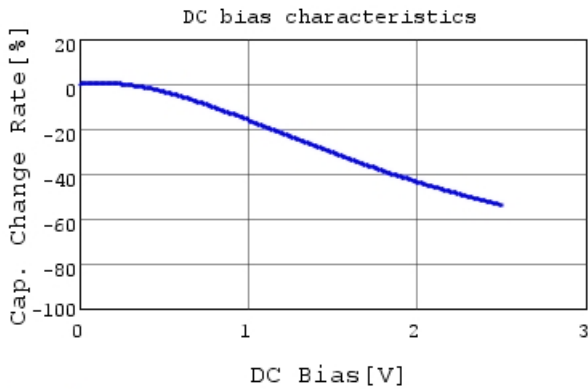
The charts below may show another part number which shares its characteristics.



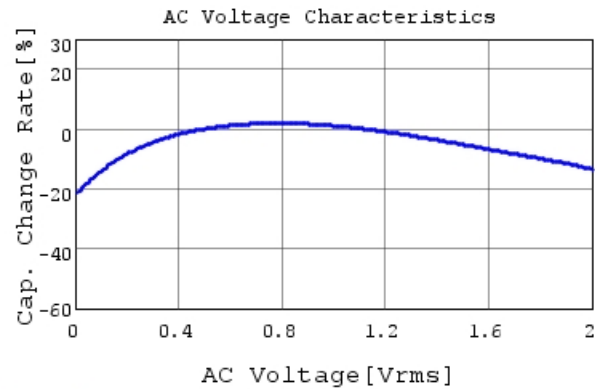
NFM15PC915R0E3 |Z| DCOV,25degC, Non-feedthrou



NFM15PC915R0E3 R DCOV,25degC, Non-feedthrou



NFM15PC915R0E3 C-DC bias capchange, 25.0degC



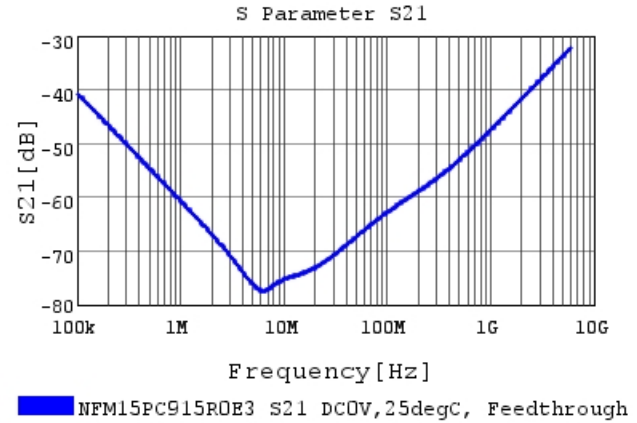
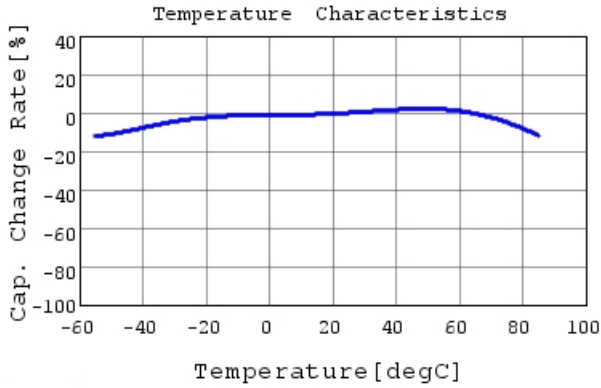
NFM15PC915R0E3 C-AC Voltage capchange, DCOV,

### Attention

- 1.This datasheet is downloaded from the website of Murata Manufacturing Co., Ltd. Therefore, it's specifications are subject to change or our products in it may be discontinued without advance notice. Please check with our sales representatives or product engineers before ordering.
- 2.This datasheet has only typical specifications because there is no space for detailed specifications. Therefore, please review our product specifications or consult the approval sheet for product specifications before ordering.

# NFM15PC915R0E3#

“#” at the end indicates the package specification code.



## Attention

- 1.This datasheet is downloaded from the website of Murata Manufacturing Co., Ltd. Therefore, it's specifications are subject to change or our products in it may be discontinued without advance notice. Please check with our sales representatives or product engineers before ordering.
- 2.This datasheet has only typical specifications because there is no space for detailed specifications.  
Therefore, please review our product specifications or consult the approval sheet for product specifications before ordering.