

PLT5BPH1015R6SN#

“#” at the end indicates the package specification code.



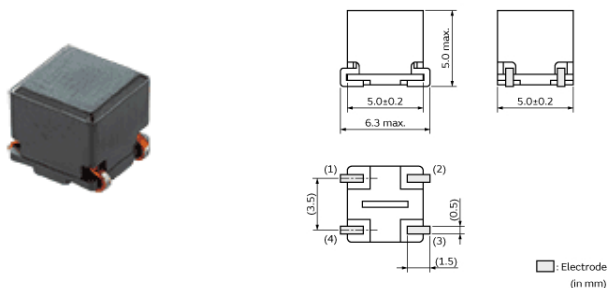
< List of part numbers with package codes >

PLT5BPH1015R6SNB PLT5BPH1015R6SNL

Applications

Unsuitable Applications	Please be sure to read and comply with these "Precautions for use."
Specific Applications	Automotive powertrain/safety equipment, Automotive infotainment/comfort equipment, Consumer equipment, Medical equipment [GHTF A/B/C] except for implant & surgery & auto injector, Industrial Equipment Please refer to Our Website and specifications, etc. for information about the performance, functions, quality, management, and safety required for the above applications, and use Products after confirming the performance and reliability of the actual Product.
Recommended Applications	Automotive powertrain/safety equipment

Appearance & Shape



Packaging Information

Packaging	Specifications	Standard Packing Quantity
B	Bulk(Bag)	50
L	180mm Embossed Tape	300

Features

Features

1. It can be used under the -55 °C ~ +150 °C usage environment.
2. Meets large current up to 5.6A max. suitable for power lines.
3. Meets to surface mounting.
4. Large common mode impedance up to 500ohm (at 10mhz) enables good noise suppression effect.

Application

Common mode noise suppression in automotive equipments, audio amps for automotive, car navigations, and other general power lines.

Attention

1. This datasheet is downloaded from the website of Murata Manufacturing Co., Ltd. Therefore, its specifications are subject to change or our products in it may be discontinued without advance notice. Please check with our sales representatives or product engineers before ordering.
2. This datasheet has only typical specifications because there is no space for detailed specifications. Therefore, please review our product specifications or consult the approval sheet for product specifications before ordering.

PLT5BPH1015R6SN#

“#” at the end indicates the package specification code.



Specifications

Brand	Murata
-------	--------

Shape	SMD
Size Code (in mm)	5050
Size Code (in inch)	2020
Length	5.0mm
Length Tolerance	±0.2mm
Width	5.0mm
Width Tolerance	±0.2mm
Thickness	5.0mm
Thickness Tolerance	max.
Common Mode Impedance (at 10MHz)	100Ω
Common Mode Impedance (at 10MHz) Tolerance	(Typ.)
Rated Current	5.6A
Derating of Rated Current	Yes (Over 125°C) *For details, please check the derating diagram.
Rated Voltage	80Vdc
Withstanding Voltage	200Vdc
DC Resistance(max.)	5.2mΩ
DC Resistance	4mΩ±30%
Insulation Resistance(min.)	10MΩ
Operating Temperature Range	-55°C to 150°C
Mass(typ.)	0.48g
Number of Circuit	1
Operating Temperature Range(Self-temperature rise is included)	No

Attention

- 1.This datasheet is downloaded from the website of Murata Manufacturing Co., Ltd. Therefore, it's specifications are subject to change or our products in it may be discontinued without advance notice. Please check with our sales representatives or product engineers before ordering.
- 2.This datasheet has only typical specifications because there is no space for detailed specifications.
Therefore, please review our product specifications or consult the approval sheet for product specifications before ordering.

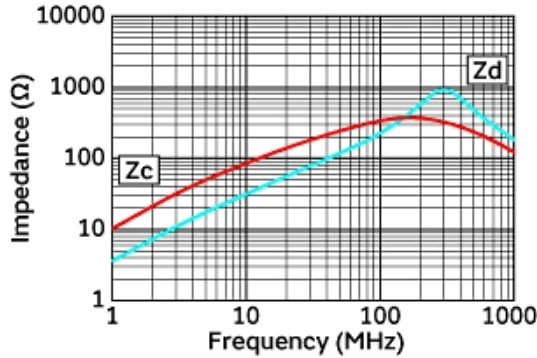
PLT5BPH1015R6SN#

Note: If you have not downloaded this document from our official website, please note that the information provided may not be the most current.
Please download the latest datasheet of PLT5BPH1015R6SN# from the official website of Murata

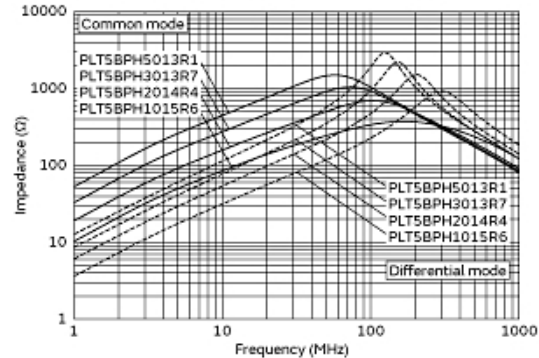
<http://www.murata.com/en-gb/products/productdetail?partno=PLT5BPH1015R6SN%23>

“#” at the end indicates the package specification code.

Product Data



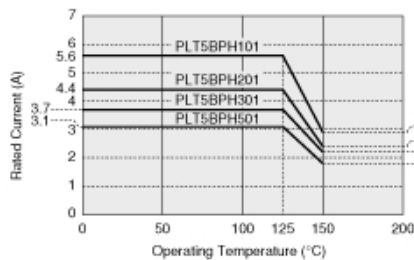
Impedance-Frequency Characteristics



Impedance-Frequency Characteristics (Main Items)

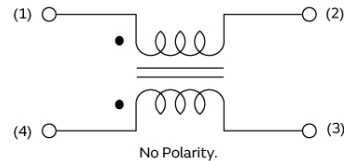
In operating temperature exceeding +125°C, derating of current is necessary for PLT5BP series.
Please apply the derating curve shown in chart according to the operating temperature.

Derating of Rated Current

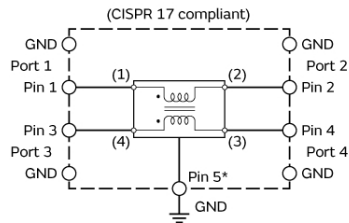


Derating of Rated Current

Equivalent Circuit (Note 1)



Note1: The Port/Pin No. of the Simulation Model provided by our company is as follows.



S-parameter: Port ☐
SPICE model: Pin ☐ (Pin5* connect to GND)

Equivalent Circuit

Attention

1. This datasheet is downloaded from the website of Murata Manufacturing Co., Ltd. Therefore, its specifications are subject to change or our products in it may be discontinued without advance notice. Please check with our sales representatives or product engineers before ordering.
2. This datasheet has only typical specifications because there is no space for detailed specifications.
Therefore, please review our product specifications or consult the approval sheet for product specifications before ordering.