

# CDSCB10M7GA121-R0

To be discontinued

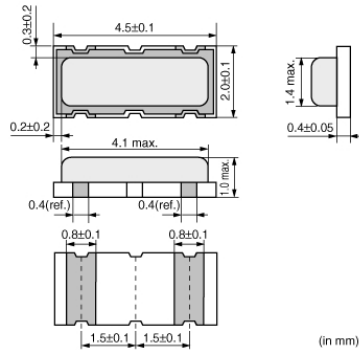
RoHS

REACH

## Applications

|                         |  |
|-------------------------|--|
| Unsuitable Applications | Please be sure to read and comply with these "Precautions for use."  |
| Specific Applications   | Consumer equipment<br>Please refer to Our Website and specifications, etc. for information about the performance, functions, quality, management, and safety required for the above applications, and use Products after confirming the performance and reliability of the actual Product. |

## Appearance & Shape



## Packaging Information

| Packaging | Specifications      | Standard Packing Quantity |
|-----------|---------------------|---------------------------|
| R0        | 180mm Embossed Tape | 2000                      |

## Features

CDSCB10M7 series forms a resonator on a piezoelectric ceramic substrate. In combination with ICs, this type obtains stable demodulation characteristics in a wide bandwidth. They have 1.0mm max. thickness and small mounting area(4.5x2.0mm).

### Features

1. Compact and high reliability and recommended for automotive applications.
2. Can be combined with various ICs. The IC is determined by the last number in the part number.
3. Stable demodulation characteristics can be obtained without adjustment.
4. Stable temperature characteristics
5. Available lead (Pb) free solder reflow.

### Attention

1. This datasheet is downloaded from the website of Murata Manufacturing Co., Ltd. Therefore, it's specifications are subject to change or our products in it may be discontinued without advance notice. Please check with our sales representatives or product engineers before ordering.
2. This datasheet has only typical specifications because there is no space for detailed specifications. Therefore, please review our product specifications or consult the approval sheet for product specifications before ordering.

# CDSCB10M7GA121-R0



## Specifications

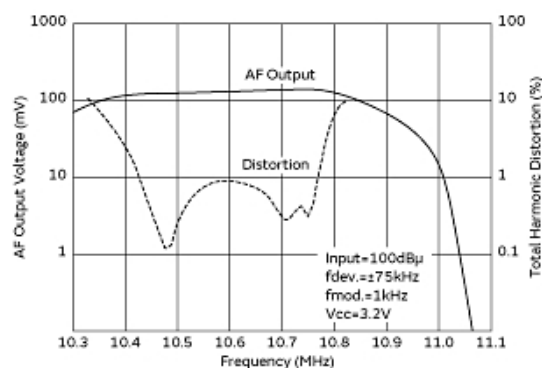
|                             |                 |
|-----------------------------|-----------------|
| Operating Temperature Range | -20°C to 80°C   |
| Shape                       | SMD             |
| Elements                    | 1               |
| Center Frequency            | 10.700MHz       |
| Center Frequency Tolerance  | ±30kHz          |
| Nominal Center Value        | No              |
| Recovered Audio 3dB BW      | 390kHzmin.      |
| Distortion(max.)            | 1%              |
| Area of Distortion          | [at fo]         |
| Recovered Audio Output      | 80mVmin.        |
| IC                          | LV23100V        |
| IC Maker                    | SANYO           |
| Detection Method            | quadrature type |
| Mass                        | 21.84mg         |

### Attention

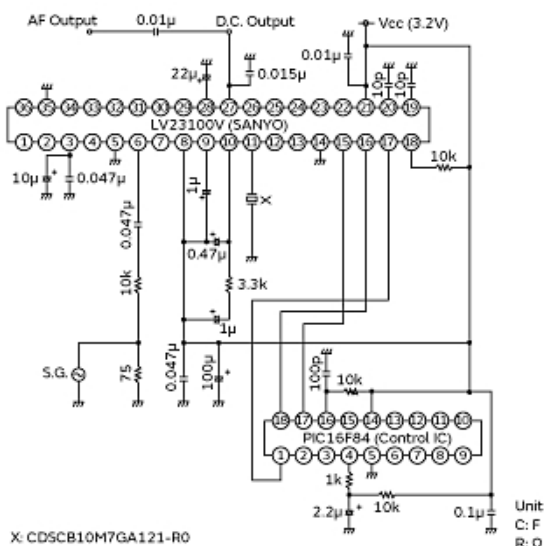
- 1.This datasheet is downloaded from the website of Murata Manufacturing Co., Ltd. Therefore, it's specifications are subject to change or our products in it may be discontinued without advance notice. Please check with our sales representatives or product engineers before ordering.
- 2.This datasheet has only typical specifications because there is no space for detailed specifications.  
Therefore, please review our product specifications or consult the approval sheet for product specifications before ordering.

CDSCB10M7GA121-R0

## Product Data



## Frequency Characteristics



## Measurement Circuit

## Attention

- 1.This datasheet is downloaded from the website of Murata Manufacturing Co., Ltd. Therefore, it's specifications are subject to change or our products in it may be discontinued without advance notice. Please check with our sales representatives or product engineers before ordering.
- 2.This datasheet has only typical specifications because there is no space for detailed specifications.
- Therefore, please review our product specifications or consult the approval sheet for product specifications before ordering.