

CFULA455KD1Y-B0

Discontinued

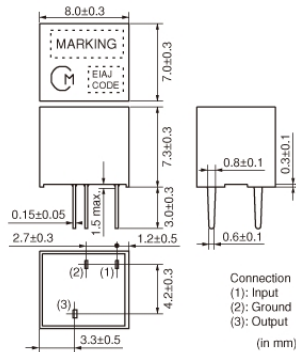
RoHS

REACH

Applications

Unsuitable Applications	Please be sure to read and comply with these "Precautions for use."
Specific Applications	Consumer equipment Please refer to Our Website and specifications, etc. for information about the performance, functions, quality, management, and safety required for the above applications, and use Products after confirming the performance and reliability of the actual Product.

Appearance & Shape



Packaging Information

Packaging	Specifications	Standard Packing Quantity
-B0	Bulk	200

Features

CFULA_Y series are high selectivity ceramic filters, which consist of 4 ceramic elements connected in a ladder form.

They are most suitable for digital communications and cellular phones because of their improved GDT characteristics.

Features

1. High selectivity
2. A variety of bandwidths are available.
3. Excellent GDT characteristics are available within pass bandwidth.
4. Easily mounted on a printed circuit board
5. Operating temperature range: -20 to +80 (degrees C), Storage temperature range: -40 to +85 (degrees C)

Attention

1.This datasheet is downloaded from the website of Murata Manufacturing Co., Ltd. Therefore, it's specifications are subject to change or our products in it may be discontinued without advance notice. Please check with our sales representatives or product engineers before ordering.

2.This datasheet has only typical specifications because there is no space for detailed specifications.

Therefore, please review our product specifications or consult the approval sheet for product specifications before ordering.

CFULA455KD1Y-B0



Specifications

Operating Temperature Range	-20°C to 80°C
Shape	Lead
Elements	4
Center Frequency	455.0kHz
Center Frequency Tolerance	±1kHz
Nominal Center Value	No
6dB Bandwidth	$f_n \pm 10.0\text{kHzmin.}$
Stop Bandwidth	25.0kHz
Area of Stop Bandwidth	[within 40dB]
Stop Band Attenuation	23dB[within $f_n \pm 100\text{kHz}$]
Insertion Loss	7.0dB[at minimum loss point]
Ripple	1.0dB[within $f_n \pm 7\text{kHz}$]
GDT Deviation	20.0μs[within $f_n \pm 7\text{kHz}$]
Input/Output Impedance	1500Ω
Mass	1018mg

Attention

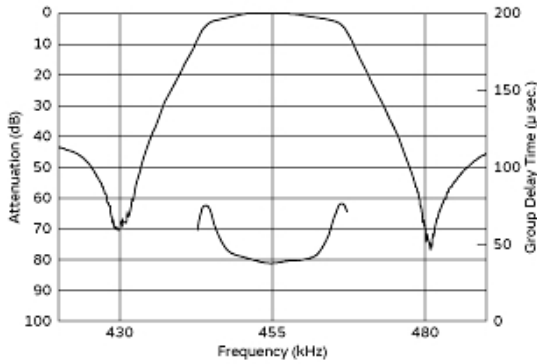
1.This datasheet is downloaded from the website of Murata Manufacturing Co., Ltd. Therefore, it's specifications are subject to change or our products in it may be discontinued without advance notice. Please check with our sales representatives or product engineers before ordering.

2.This datasheet has only typical specifications because there is no space for detailed specifications.

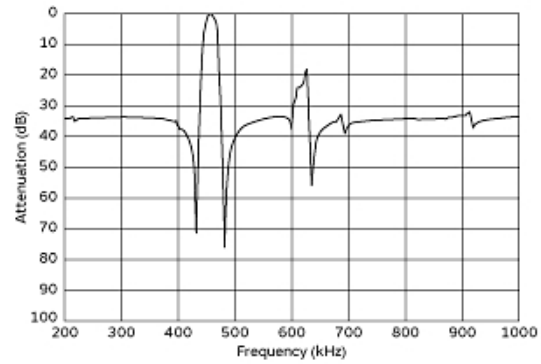
Therefore, please review our product specifications or consult the approval sheet for product specifications before ordering.

CFULA455KD1Y-B0

Product Data



Frequency Characteristics



Spurious Response



Measurement Circuit

Attention

- 1.This datasheet is downloaded from the website of Murata Manufacturing Co., Ltd. Therefore, it's specifications are subject to change or our products in it may be discontinued without advance notice. Please check with our sales representatives or product engineers before ordering.
- 2.This datasheet has only typical specifications because there is no space for detailed specifications.
Therefore, please review our product specifications or consult the approval sheet for product specifications before ordering.