

# CFWLB455KDFA-B0

Discontinued

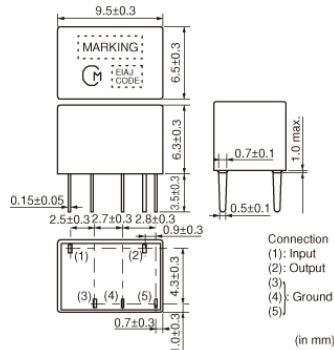
RoHS

REACH

## Applications

|                         |  |
|-------------------------|--|
| Unsuitable Applications | Please be sure to read and comply with these "Precautions for use."  |
| Specific Applications   | Consumer equipment<br>Please refer to Our Website and specifications, etc. for information about the performance, functions, quality, management, and safety required for the above applications, and use Products after confirming the performance and reliability of the actual Product. |

## Appearance & Shape



## Packaging Information

| Packaging | Specifications | Standard Packing Quantity |
|-----------|----------------|---------------------------|
| -B0       | Bulk           | 150                       |

## Features

CFWLB series ceramic filters are miniature, high-performance ceramic filters composed of piezoelectric elements connected in a ladder form. These filters, only 6.3mm high, are 67% the volume of conventional types. They are well suited for miniaturizing various kinds of communications equipment, pocket pagers, pagers, car radios, cordless telephones and mobile telephones.

### Features

1. Miniature and high selectivity
2. A variety of bandwidths are available.
3. Operating temperature range: -20 to +80 (degrees C), Storage temperature range: -40 to +85 (degrees C)

### Attention

1. This datasheet is downloaded from the website of Murata Manufacturing Co., Ltd. Therefore, its specifications are subject to change or our products in it may be discontinued without advance notice. Please check with our sales representatives or product engineers before ordering.

2. This datasheet has only typical specifications because there is no space for detailed specifications.

Therefore, please review our product specifications or consult the approval sheet for product specifications before ordering.

# CFWLB455KDFA-B0



## Specifications

|                             |                                       |
|-----------------------------|---------------------------------------|
| Operating Temperature Range | -20°C to 80°C                         |
| Shape                       | Lead                                  |
| Elements                    | 6                                     |
| Center Frequency            | 455.0kHz                              |
| Nominal Center Value        | Yes                                   |
| 6dB Bandwidth               | $f_n \pm 10.0\text{kHzmin.}$          |
| Stop Bandwidth              | 20.0kHz                               |
| Area of Stop Bandwidth      | [within 50dB]                         |
| Stop Band Attenuation       | 35dB[within $f_n \pm 100\text{kHz}$ ] |
| Insertion Loss              | 4.0dB[at minimum loss point]          |
| Ripple                      | 3.0dB[within $f_n \pm 7\text{kHz}$ ]  |
| Input/Output Impedance      | 1500Ω                                 |
| Mass                        | 1386mg                                |

### Attention

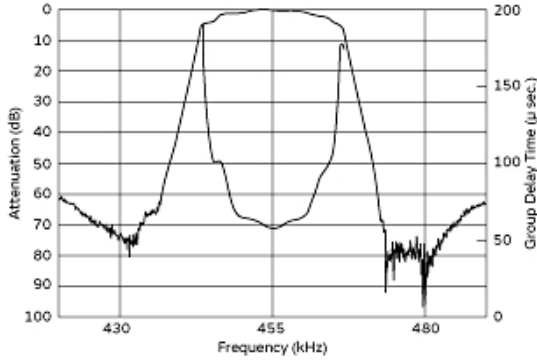
1.This datasheet is downloaded from the website of Murata Manufacturing Co., Ltd. Therefore, it's specifications are subject to change or our products in it may be discontinued without advance notice. Please check with our sales representatives or product engineers before ordering.

2.This datasheet has only typical specifications because there is no space for detailed specifications.

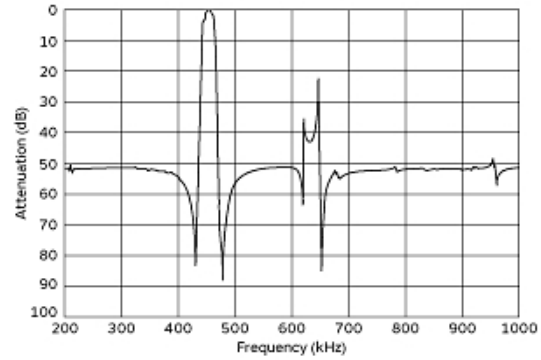
Therefore, please review our product specifications or consult the approval sheet for product specifications before ordering.

# CFWLB455KDFA-B0

## Product Data



Frequency Characteristics



Spurious Response



Measurement Circuit

### Attention

1. This datasheet is downloaded from the website of Murata Manufacturing Co., Ltd. Therefore, its specifications are subject to change or our products in it may be discontinued without advance notice. Please check with our sales representatives or product engineers before ordering.
2. This datasheet has only typical specifications because there is no space for detailed specifications. Therefore, please review our product specifications or consult the approval sheet for product specifications before ordering.