

LQW15AN1N3C1Z#

“#” at the end indicates the package specification code.

Size Code 1005 (0402) in mm (in inch), High Q, Low DC Resistance Type



< List of part numbers with package codes >

LQW15AN1N3C1ZB LQW15AN1N3C1ZD

Applications

| | |
|--------------------------|---|
| Unsuitable Applications | Please be sure to read and comply with these "Precautions for use." |
| Specific Applications | Consumer equipment, Automotive infotainment/comfort equipment, Medical equipment [GHF A/B/C] except for implant & surgery & auto injector, Industrial equipment except for transportation & facility & energy equipment Please refer to Our Website and specifications, etc. for information about the performance, functions, quality, management, and safety required for the above applications, and use Products after confirming the performance and reliability of the actual Product. |
| Recommended Applications | Automotive infotainment/comfort equipment |

Appearance & Shape



References

| Packaging | Specifications | Standard Packing Quantity |
|-----------|------------------|---------------------------|
| B | Bulk(Bag) | 500 |
| D | 180mm Paper Tape | 10000 |

| Mass (typ.) | |
|-------------|---------|
| 1 piece | 0.0008g |

Attention

1. This datasheet is downloaded from the website of Murata Manufacturing Co., Ltd. Therefore, its specifications are subject to change or our products in it may be discontinued without advance notice. Please check with our sales representatives or product engineers before ordering.

2. This datasheet has only typical specifications because there is no space for detailed specifications.

Therefore, please review our product specifications or consult the approval sheet for product specifications before ordering.

LQW15AN1N3C1Z#

“#” at the end indicates the package specification code.



Specifications

| | |
|--|----------------|
| L size | 1.0±0.1mm |
| W size | 0.6±0.1mm |
| T size | 0.5±0.1mm |
| Size code inch (mm) | 0402 (1005) |
| Inductance | 1.3nH±0.2nH |
| Inductance Test Frequency | 100MHz |
| Rated current (Itemp) (Based on Temperature rise) | 1200mA |
| Max. of DC resistance | 0.017Ω |
| Operating Temperature Range(Self-temperature rise is not included) | -55°C to 125°C |
| Class of magnetic shield | Non-Shielded |
| Q(min.) | 20 |
| Q Test Frequency | 250MHz |
| Self resonance frequency (min.) | 16GHz |
| Brand | Murata |
| Series | LQW15AN_1Z |

Attention

1.This datasheet is downloaded from the website of Murata Manufacturing Co., Ltd. Therefore, it's specifications are subject to change or our products in it may be discontinued without advance notice. Please check with our sales representatives or product engineers before ordering.

2.This datasheet has only typical specifications because there is no space for detailed specifications.

Therefore, please review our product specifications or consult the approval sheet for product specifications before ordering.

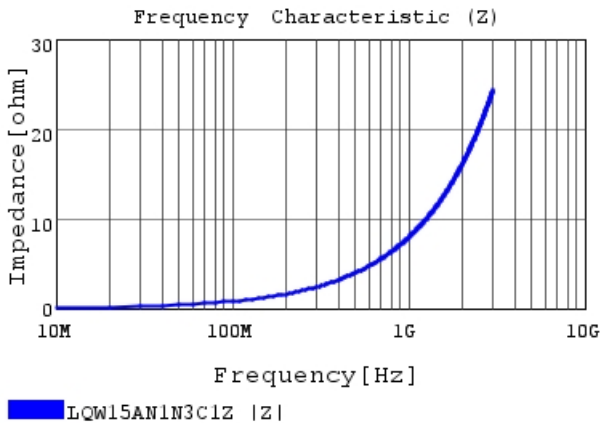
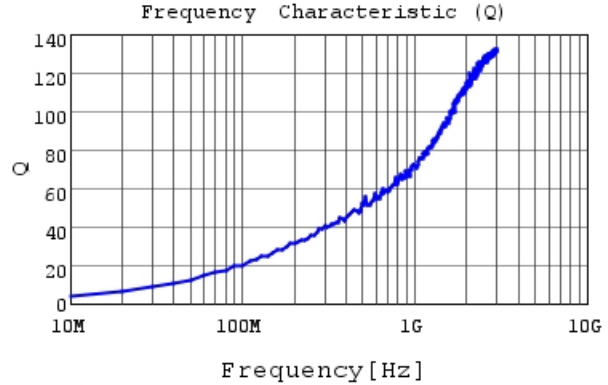
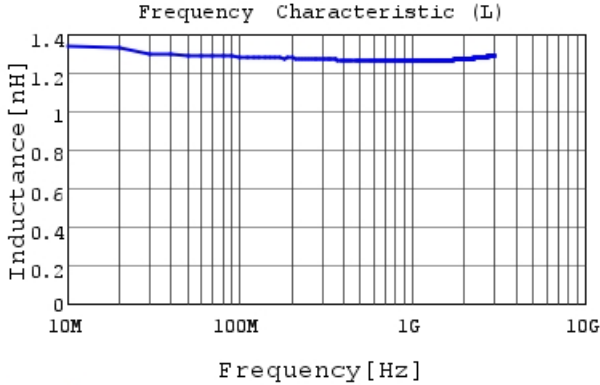
LQW15AN1N3C1Z#

“#” at the end indicates the package specification code.



Characteristic Data

The charts below may show another part number which shares its characteristics.



Attention

- 1.This datasheet is downloaded from the website of Murata Manufacturing Co., Ltd. Therefore, it's specifications are subject to change or our products in it may be discontinued without advance notice. Please check with our sales representatives or product engineers before ordering.
- 2.This datasheet has only typical specifications because there is no space for detailed specifications.
Therefore, please review our product specifications or consult the approval sheet for product specifications before ordering.