

LQW15CA59NJ00#

“#” at the end indicates the package specification code.

0402(inch) size wound ferrite core inductor for audio line choke.



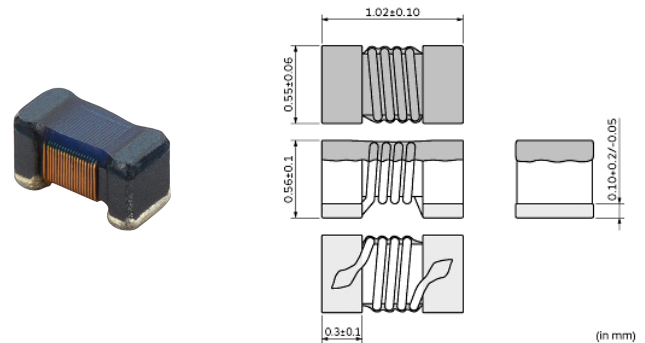
< List of part numbers with package codes >

LQW15CA59NJ00B LQW15CA59NJ00D

Applications

Unsuitable Applications	Please be sure to read and comply with these "Precautions for use."
Specific Applications	<p>Consumer equipment, Medical equipment [GHTF A/B/C] except for implant & surgery & auto injector, Industrial equipment except for transportation & facility & energy equipment</p> <p>Please refer to Our Website and specifications, etc. for information about the performance, functions, quality, management, and safety required for the above applications, and use Products after confirming the performance and reliability of the actual Product.</p>
Recommended Applications	Consumer equipment

Appearance & Shape



Notices

Typical impedance: 290Ω (typ) @ 900MHz/360Ω (typ) @ 1.7GHz

Attention

1.This datasheet is downloaded from the website of Murata Manufacturing Co., Ltd. Therefore, it's specifications are subject to change or our products in it may be discontinued without advance notice. Please check with our sales representatives or product engineers before ordering.

2.This datasheet has only typical specifications because there is no space for detailed specifications.

Therefore, please review our product specifications or consult the approval sheet for product specifications before ordering.

LQW15CA59NJ00#

“#” at the end indicates the package specification code.



References

Packaging	Specifications	Standard Packing Quantity
B	Bulk(Bag)	500
D	180mm Paper Tape	10000

Mass (typ.)	
1 piece	0.0012g

Attention

1.This datasheet is downloaded from the website of Murata Manufacturing Co., Ltd. Therefore, it's specifications are subject to change or our products in it may be discontinued without advance notice. Please check with our sales representatives or product engineers before ordering.

2.This datasheet has only typical specifications because there is no space for detailed specifications.

Therefore, please review our product specifications or consult the approval sheet for product specifications before ordering.

LQW15CA59NJ00#

“#” at the end indicates the package specification code.



Specifications

L size	1.02±0.1mm
W size	0.55±0.06mm
T size	0.56±0.1mm
Size code inch (mm)	0402 (1005)
Inductance	59nH±5%
Inductance Test Frequency	10MHz
Rated current (Itemp) (Based on Temperature rise)	1000mA
Max. of DC resistance	0.095Ω
Operating Temperature Range (Self-temperature rise is included)	-40°C to 125°C
Class of magnetic shield	Non-Shielded
Self resonance frequency (min.)	2300MHz
Brand	Murata
Series	LQW15CA_00

Attention

1.This datasheet is downloaded from the website of Murata Manufacturing Co., Ltd. Therefore, it's specifications are subject to change or our products in it may be discontinued without advance notice. Please check with our sales representatives or product engineers before ordering.

2.This datasheet has only typical specifications because there is no space for detailed specifications.

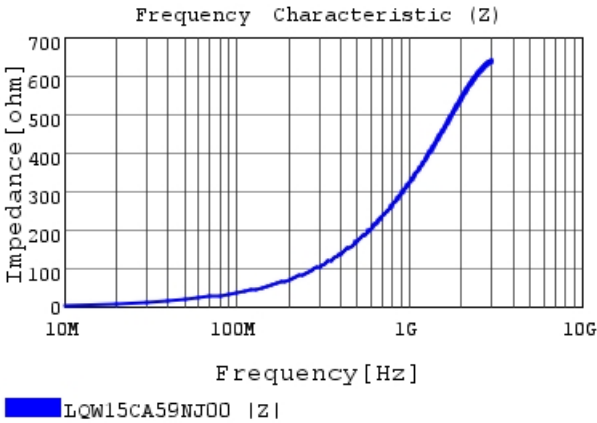
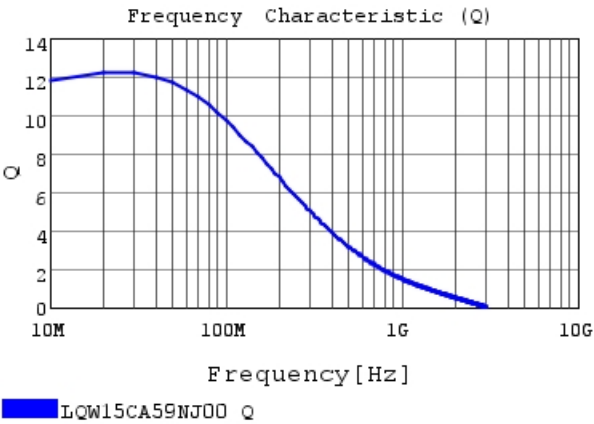
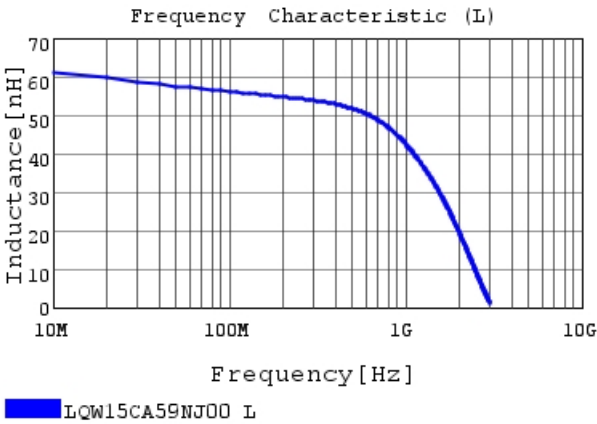
Therefore, please review our product specifications or consult the approval sheet for product specifications before ordering.

LQW15CA59NJ00#

“#” at the end indicates the package specification code.

Characteristic Data

The charts below may show another part number which shares its characteristics.



Attention

- 1.This datasheet is downloaded from the website of Murata Manufacturing Co., Ltd. Therefore, it's specifications are subject to change or our products in it may be discontinued without advance notice. Please check with our sales representatives or product engineers before ordering.
- 2.This datasheet has only typical specifications because there is no space for detailed specifications.
Therefore, please review our product specifications or consult the approval sheet for product specifications before ordering.