

# MDH7045C-221MA#

“#” at the end indicates the package specification code.

Superior vibration proof capability



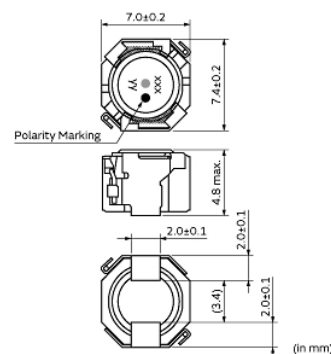
< List of part numbers with package codes >

MDH7045C-221MA=P3

## Applications

Unsuitable Applications	Please be sure to read and comply with these "Precautions for use."
Specific Applications	Consumer equipment, Automotive infotainment/comfort equipment, Automotive powertrain/safety equipment, Medical equipment [GHTF A/B/C] except for implant & surgery & auto injector, Industrial Equipment Please refer to Our Website and specifications, etc. for information about the performance, functions, quality, management, and safety required for the above applications, and use Products after confirming the performance and reliability of the actual Product.
Recommended Applications	Automotive powertrain/safety equipment

## Appearance & Shape



## Notices

The saturation allowable DC current value is specified when the decrease of the nominal inductance value at 30%. Rated current (based on temperature rise) is specified when temperature of the inductor on our PCB for test purpose is raised 40°C by DC current.

### Attention

1. This datasheet is downloaded from the website of Murata Manufacturing Co., Ltd. Therefore, its specifications are subject to change or our products in it may be discontinued without advance notice. Please check with our sales representatives or product engineers before ordering.

2. This datasheet has only typical specifications because there is no space for detailed specifications.

Therefore, please review our product specifications or consult the approval sheet for product specifications before ordering.

# MDH7045C-221MA#

“#” at the end indicates the package specification code.



## References

Packaging	Specifications	Standard Packing Quantity
=P3	330Embossed Tape	1000

Mass (typ.)	
1 piece	0.75g

### Attention

1.This datasheet is downloaded from the website of Murata Manufacturing Co., Ltd. Therefore, it's specifications are subject to change or our products in it may be discontinued without advance notice. Please check with our sales representatives or product engineers before ordering.

2.This datasheet has only typical specifications because there is no space for detailed specifications.

Therefore, please review our product specifications or consult the approval sheet for product specifications before ordering.

# MDH7045C-221MA#

“#” at the end indicates the package specification code.



## Specifications

L size	7.4±0.2mm
W size	7.0±0.2mm
T size	4.5±0.3mm
Size code inch (mm)	2928 (7470)
Inductance	220μH±20%
Inductance Test Frequency	0.1MHz
Rated current (Isat) (Based on Inductance change)	0.53A(Max.) / 0.66A(Typ.)
Rated current (Itemp) (Based on Temperature rise)	0.51A(Max.) / 0.65A(Typ.)
Max. of DC resistance	0.715Ω
DC resistance	0.55Ω±30%
Operating Temperature Range (Self-temperature rise is included)	-55°C to 150°C
Class of magnetic shield	Shielded (Ferrite Core)
Brand	Murata
Series	MDH7045C

### Attention

1.This datasheet is downloaded from the website of Murata Manufacturing Co., Ltd. Therefore, it's specifications are subject to change or our products in it may be discontinued without advance notice. Please check with our sales representatives or product engineers before ordering.

2.This datasheet has only typical specifications because there is no space for detailed specifications.

Therefore, please review our product specifications or consult the approval sheet for product specifications before ordering.

# MDH7045C-221MA#

“#” at the end indicates the package specification code.



## Notice For General

Max. current (DC, AC) as function of product temperature (derating curve).

Derating of Rated Current



### Attention

1.This datasheet is downloaded from the website of Murata Manufacturing Co., Ltd. Therefore, it's specifications are subject to change or our products in it may be discontinued without advance notice. Please check with our sales representatives or product engineers before ordering.

2.This datasheet has only typical specifications because there is no space for detailed specifications.

Therefore, please review our product specifications or consult the approval sheet for product specifications before ordering.

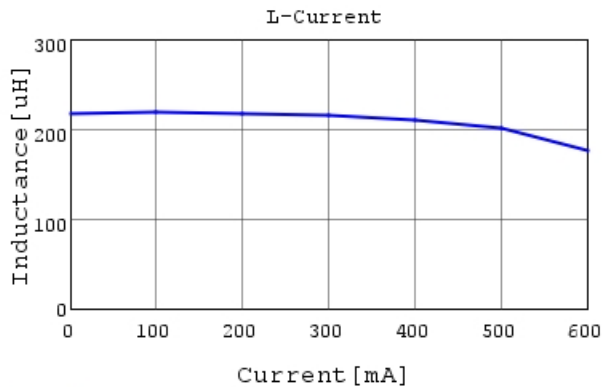
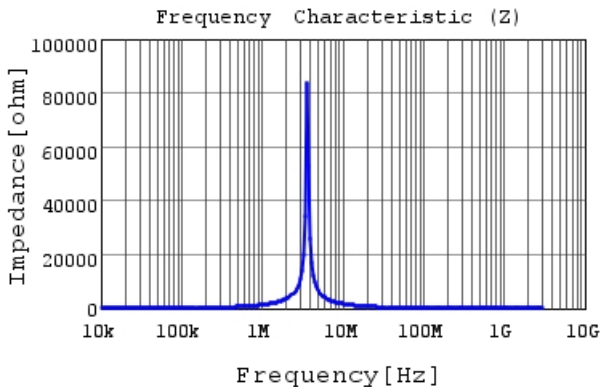
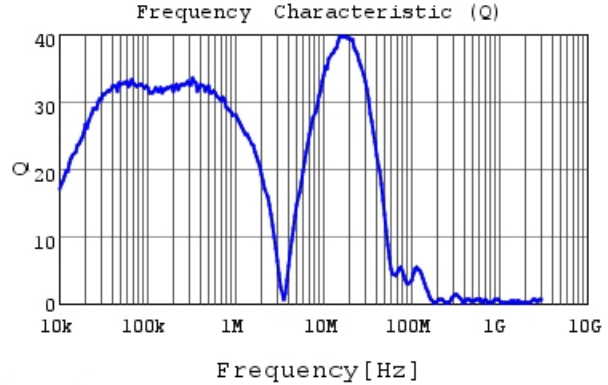
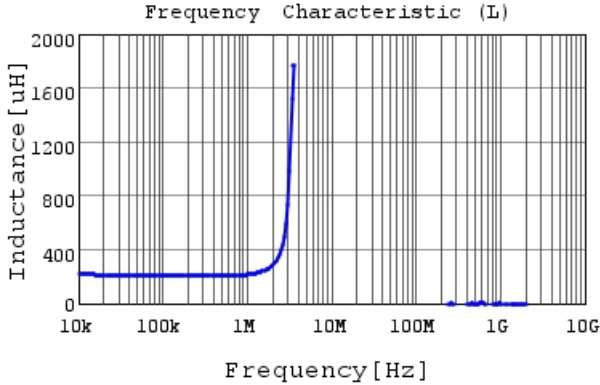
# MDH7045C-221MA#

“#” at the end indicates the package specification code.



## Characteristic Data

The charts below may show another part number which shares its characteristics.



### Attention

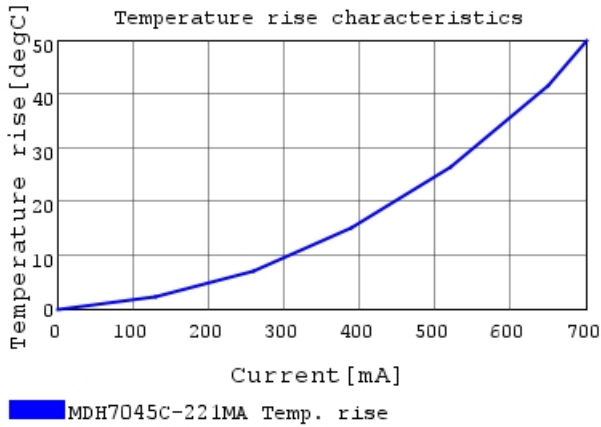
1.This datasheet is downloaded from the website of Murata Manufacturing Co., Ltd. Therefore, it's specifications are subject to change or our products in it may be discontinued without advance notice. Please check with our sales representatives or product engineers before ordering.

2.This datasheet has only typical specifications because there is no space for detailed specifications.

Therefore, please review our product specifications or consult the approval sheet for product specifications before ordering.

# MDH7045C-221MA#

“#” at the end indicates the package specification code.



## Attention

- 1.This datasheet is downloaded from the website of Murata Manufacturing Co., Ltd. Therefore, it's specifications are subject to change or our products in it may be discontinued without advance notice. Please check with our sales representatives or product engineers before ordering.
- 2.This datasheet has only typical specifications because there is no space for detailed specifications.  
Therefore, please review our product specifications or consult the approval sheet for product specifications before ordering.