

BLT5BPT680LN1#

“#” at the end indicates the package specification code.

In Production

RoHS

REACH

< List of part numbers with package codes >

BLT5BPT680LN1B

BLT5BPT680LN1L

Applications

Unsuitable Applications	Please be sure to read and comply with these "Precautions for use."
Specific Applications	<p>Consumer equipment, Medical equipment [GHTF A/B/C] except for implant & surgery & auto injector, Industrial equipment except for transportation & facility & energy equipment</p> <p>Please refer to Our Website and specifications, etc. for information about the performance, functions, quality, management, and safety required for the above applications, and use Products after confirming the performance and reliability of the actual Product.</p>
Recommended Applications	Consumer equipment

Packaging Information

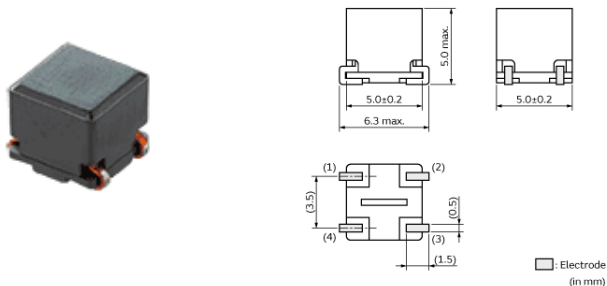
Packaging	Specifications	Standard Packing Quantity
B	Bulk(Bag)	50
L	180mm Embossed Tape	300

Features

1. It can be used under the -55 °C to +150 °C usage environment.
2. Meets large current up to 11A max. suitable for power lines.
3. Meets to surface mounting.
4. Good bias current characteristics enables less drop down of impedance under large current.

Application
General power lines.

Appearance & Shape



Attention

1. This datasheet is downloaded from the website of Murata Manufacturing Co., Ltd. Therefore, its specifications are subject to change or our products in it may be discontinued without advance notice. Please check with our sales representatives or product engineers before ordering.

2. This datasheet has only typical specifications because there is no space for detailed specifications.

Therefore, please review our product specifications or consult the approval sheet for product specifications before ordering.

BLT5BPT680LN1#

“#” at the end indicates the package specification code.



Specifications

Shape	SMD
Size Code (in inch)	2020
Length	5.0mm
Length Tolerance	±0.2mm
Width	5.0mm
Width Tolerance	±0.2mm
Thickness	5.0mm
Thickness Tolerance	max.
Operating Temperature Range	-55°C to 150°C
Mass(typ.)	0.48g
Number of Circuit	1
Rated Current (at 85°C)	11A
Rated Current (at 125°C)	7A
Rated Current (at 150°C)	4.5A
DC Resistance(max.)	10mΩ
Impedance (at 100MHz)	68Ω
Impedance (at 100MHz) Tolerance	(Typ.)
Size Code (in mm)	5050

Attention

1.This datasheet is downloaded from the website of Murata Manufacturing Co., Ltd. Therefore, it's specifications are subject to change or our products in it may be discontinued without advance notice. Please check with our sales representatives or product engineers before ordering.

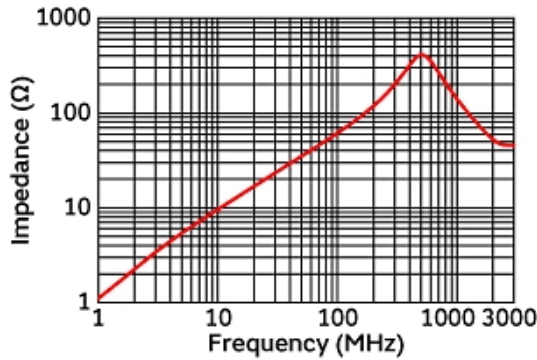
2.This datasheet has only typical specifications because there is no space for detailed specifications.

Therefore, please review our product specifications or consult the approval sheet for product specifications before ordering.

BLT5BPT680LN1#

“#” at the end indicates the package specification code.

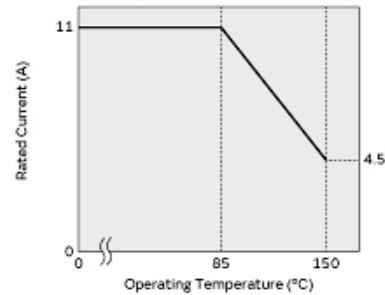
Product Data



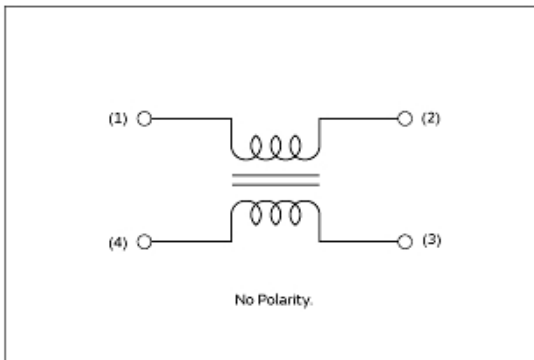
Impedance-Frequency Characteristics

In operating temperature exceeding +85°C, derating of current is necessary for BLT5BPT_LN1 series. Please apply the derating curve shown in chart according to the operating temperature.

Derating of Rated Current



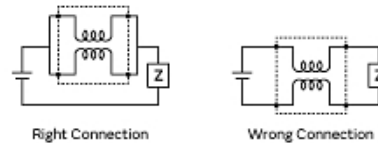
Derating of Rated Current



Equivalent Circuit

Connect terminal rightly.

This product consists of two coils. When it is connected to the same power source line and used as a coil, its inherent properties can be obtained. When it is connected to separate power source lines, serious trouble such as open or short circuit or flames due to extreme heat generation occurs.



Notification about terminal connection

Attention

1.This datasheet is downloaded from the website of Murata Manufacturing Co., Ltd. Therefore, it's specifications are subject to change or our products in it may be discontinued without advance notice. Please check with our sales representatives or product engineers before ordering.

2.This datasheet has only typical specifications because there is no space for detailed specifications.

Therefore, please review our product specifications or consult the approval sheet for product specifications before ordering.