

# NFZ03SG501SN10#

“#” at the end indicates the package specification code.

In Production

RoHS

REACH

< List of part numbers with package codes >  
NFZ03SG501SN10B      NFZ03SG501SN10D

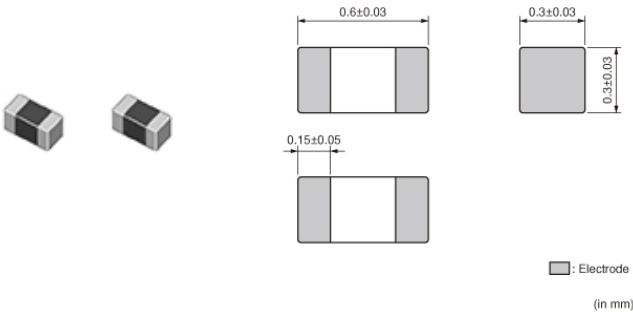
## Applications

Unsuitable Applications	Please be sure to read and comply with these "Precautions for use."
Specific Applications	Consumer equipment, Medical equipment [GHTF A/B/C] except for implant & surgery & auto injector, Industrial equipment except for transportation & facility & energy equipment Please refer to Our Website and specifications, etc. for information about the performance, functions, quality, management, and safety required for the above applications, and use Products after confirming the performance and reliability of the actual Product.
Recommended Applications	Consumer equipment

## Packaging Information

Packaging	Specifications	Standard Packing Quantity
B	Bulk(Bag)	1000
D	180mm Paper Tape	15000

## Appearance & Shape



**Attention**  
1.This datasheet is downloaded from the website of Murata Manufacturing Co., Ltd. Therefore, it's specifications are subject to change or our products in it may be discontinued without advance notice. Please check with our sales representatives or product engineers before ordering.  
2.This datasheet has only typical specifications because there is no space for detailed specifications.  
Therefore, please review our product specifications or consult the approval sheet for product specifications before ordering.

# NFZ03SG501SN10#

“#” at the end indicates the package specification code.



## Features

1. NFZ03SG series is designed for noise suppression of audio lines such as class D amplifier.  
This product can suppress noise about the range from 700MHz to 2GHz without distorting audio waveform.  
We have set the impedance specify frequency as 900MHz in this reason.
2. The nickel barrier structure of the external electrodes provides excellent solder heat resistance.
3. Low DC resistance of NFZ03SG series meets large current.  
Its rated current ranges from 180mA to 305mA.

### Attention

1. This datasheet is downloaded from the website of Murata Manufacturing Co., Ltd. Therefore, it's specifications are subject to change or our products in it may be discontinued without advance notice. Please check with our sales representatives or product engineers before ordering.
2. This datasheet has only typical specifications because there is no space for detailed specifications.  
Therefore, please review our product specifications or consult the approval sheet for product specifications before ordering.

# NFZ03SG501SN10#

“#” at the end indicates the package specification code.



## Specifications

Shape	SMD
Size Code (in inch)	0201
Length	0.6mm
Length Tolerance	±0.03mm
Width	0.3mm
Width Tolerance	±0.03mm
Thickness	0.3mm
Thickness Tolerance	±0.03mm
Operating Temperature Range	-55°C to 125°C
Mass(typ.)	0.3mg
Number of Circuit	1
Rated Current (at 85°C)	275mA
Rated Current (at 125°C)	275mA
DC Resistance(max.)	0.68Ω
DC Resistance	0.56Ω (Typ.)
Impedance (at 900MHz)	500Ω
Impedance (at 900MHz) Tolerance	(Typ.)
Impedance (at 1.7GHz)	600Ω
Impedance (at 1.7GHz) Tolerance	(Typ.)
Size Code (in mm)	0603

### Attention

1.This datasheet is downloaded from the website of Murata Manufacturing Co., Ltd. Therefore, it's specifications are subject to change or our products in it may be discontinued without advance notice. Please check with our sales representatives or product engineers before ordering.

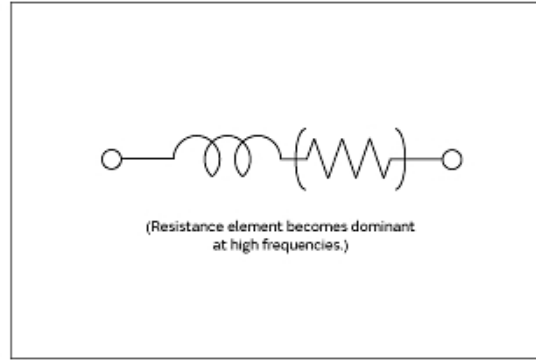
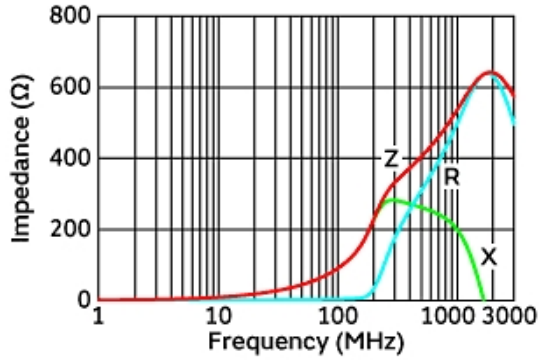
2.This datasheet has only typical specifications because there is no space for detailed specifications.

Therefore, please review our product specifications or consult the approval sheet for product specifications before ordering.

# NFZ03SG501SN10#

“#” at the end indicates the package specification code.

## Product Data



Impedance-Frequency Characteristics

Equivalent Circuit

### Attention

- 1.This datasheet is downloaded from the website of Murata Manufacturing Co., Ltd. Therefore, it's specifications are subject to change or our products in it may be discontinued without advance notice. Please check with our sales representatives or product engineers before ordering.
- 2.This datasheet has only typical specifications because there is no space for detailed specifications.  
Therefore, please review our product specifications or consult the approval sheet for product specifications before ordering.