

# NFZ18SM701SZ10#

“#” at the end indicates the package specification code.

In Production

AEC-Q200

RoHS

REACH

## < List of part numbers with package codes >

NFZ18SM701SZ10B

NFZ18SM701SZ10D

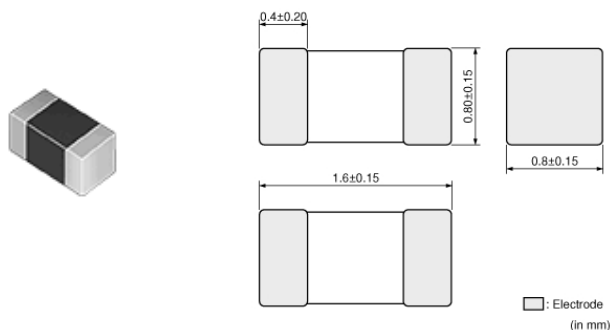
## Applications

Unsuitable Applications	Please be sure to read and comply with these "Precautions for use."
Specific Applications	Automotive infotainment/comfort equipment, Consumer equipment, Medical equipment [GHTF A/B/C] except for implant & surgery & auto injector, Industrial equipment except for transportation & facility & energy equipment Please refer to Our Website and specifications, etc. for information about the performance, functions, quality, management, and safety required for the above applications, and use Products after confirming the performance and reliability of the actual Product.
Recommended Applications	Automotive infotainment/comfort equipment

## Packaging Information

Packaging	Specifications	Standard Packing Quantity
B	Bulk(Bag)	1000
D	180mm Paper Tape	4000

## Appearance & Shape



### Attention

1. This datasheet is downloaded from the website of Murata Manufacturing Co., Ltd. Therefore, its specifications are subject to change or our products in it may be discontinued without advance notice. Please check with our sales representatives or product engineers before ordering.

2. This datasheet has only typical specifications because there is no space for detailed specifications.

Therefore, please review our product specifications or consult the approval sheet for product specifications before ordering.

# NFZ18SM701SZ10#

“#” at the end indicates the package specification code.



## Features

1. NFZ18SM of the audio line of Class D amplifier, etc.  
It is a noise filter that is designed for radiation noise suppression.  
By inserting in series with the audio line, thereby deteriorating the audio distortion possible to attenuate the noise component in the vicinity of 100 to 500MHz.
2. The nickel barrier structure of the external electrodes provides excellent solder heat resistance.
3. NFZ18SM series low DC Resistance. Large Current in a small.  
The Rated Current is the maximum 1.25A.
4. Corresponds to 125 °C maximum use temperature.

### Attention

1. This datasheet is downloaded from the website of Murata Manufacturing Co., Ltd. Therefore, it's specifications are subject to change or our products in it may be discontinued without advance notice. Please check with our sales representatives or product engineers before ordering.
2. This datasheet has only typical specifications because there is no space for detailed specifications.  
Therefore, please review our product specifications or consult the approval sheet for product specifications before ordering.

# NFZ18SM701SZ10#

“#” at the end indicates the package specification code.



## Specifications

Shape	SMD
Size Code (in inch)	0603
Length	1.6mm
Length Tolerance	±0.15mm
Width	0.8mm
Width Tolerance	±0.15mm
Thickness	0.8mm
Thickness Tolerance	±0.15mm
Operating Temperature Range	-55°C to 125°C
Mass(typ.)	0.005g
Number of Circuit	1
Rated Current (at 85°C)	800mA
Rated Current (at 125°C)	800mA
DC Resistance(max.)	0.29Ω
DC Resistance	0.23Ω (Typ.)
Impedance (at 100MHz)	700Ω
Impedance (at 100MHz) Tolerance	±25%
Size Code (in mm)	1608

### Attention

1.This datasheet is downloaded from the website of Murata Manufacturing Co., Ltd. Therefore, it's specifications are subject to change or our products in it may be discontinued without advance notice. Please check with our sales representatives or product engineers before ordering.

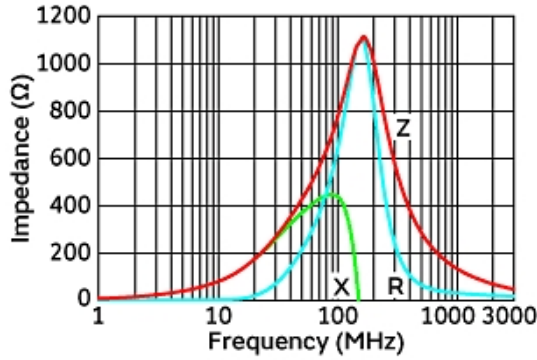
2.This datasheet has only typical specifications because there is no space for detailed specifications.

Therefore, please review our product specifications or consult the approval sheet for product specifications before ordering.

# NFZ18SM701SZ10#

“#” at the end indicates the package specification code.

## Product Data



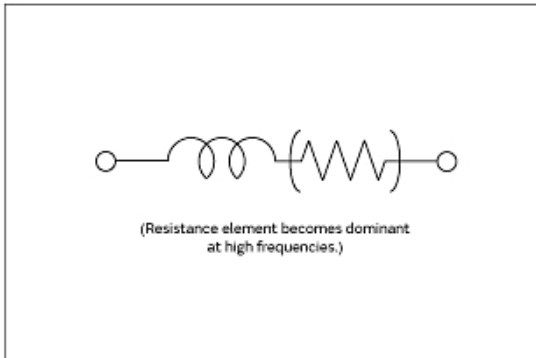
Impedance-Frequency Characteristics

In operating temperature exceeding +85°C, derating of current is necessary for NFZ18SM series. Please apply the derating curve shown in chart according to the operating temperature.

Derating of Rated Current



Derating of Rated Current



Equivalent Circuit

### Attention

- 1.This datasheet is downloaded from the website of Murata Manufacturing Co., Ltd. Therefore, it's specifications are subject to change or our products in it may be discontinued without advance notice. Please check with our sales representatives or product engineers before ordering.
- 2.This datasheet has only typical specifications because there is no space for detailed specifications. Therefore, please review our product specifications or consult the approval sheet for product specifications before ordering.