

NFZ32SW901HN10#

“#” at the end indicates the package specification code.

In Production

RoHS

REACH

< List of part numbers with package codes >

NFZ32SW901HN10K

NFZ32SW901HN10L

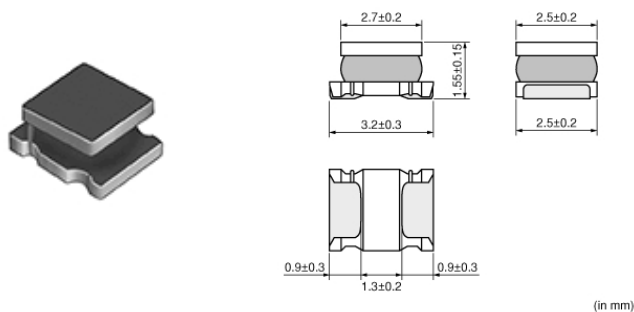
Applications

| | |
|--------------------------|--|
| Unsuitable Applications | Please be sure to read and comply with these "Precautions for use." |
| Specific Applications | <p>Consumer equipment, Medical equipment [GHTF A/B/C] except for implant & surgery & auto injector, Industrial equipment except for transportation & facility & energy equipment</p> <p>Please refer to Our Website and specifications, etc. for information about the performance, functions, quality, management, and safety required for the above applications, and use Products after confirming the performance and reliability of the actual Product.</p> |
| Recommended Applications | Consumer equipment |

Packaging Information

| Packaging | Specifications | Standard Packing Quantity |
|-----------|---------------------|---------------------------|
| K | 330mm Embossed Tape | 7500 |
| L | 180mm Embossed Tape | 2000 |

Appearance & Shape



Attention

1. This datasheet is downloaded from the website of Murata Manufacturing Co., Ltd. Therefore, its specifications are subject to change or our products in it may be discontinued without advance notice. Please check with our sales representatives or product engineers before ordering.

2. This datasheet has only typical specifications because there is no space for detailed specifications.

Therefore, please review our product specifications or consult the approval sheet for product specifications before ordering.

NFZ32SW901HN10#

“#” at the end indicates the package specification code.



Features

1. The NFZ series is an impedance component designed for the radiation noise ranges from 30 to 150MHz. With high impedance generated in small package, this product can suppress noise element connecting to noise conduction route in series. Moreover, with wide line up corresponding to various frequency range, optimum product can be selected according to the model or set.
2. The nickel barrier structure of the external electrodes provides excellent solder heat resistance.
3. NFZ series low DC Resistance. Large Current in a small. The Rated Current is the maximum 2.9A.

Attention

1. This datasheet is downloaded from the website of Murata Manufacturing Co., Ltd. Therefore, it's specifications are subject to change or our products in it may be discontinued without advance notice. Please check with our sales representatives or product engineers before ordering.
2. This datasheet has only typical specifications because there is no space for detailed specifications. Therefore, please review our product specifications or consult the approval sheet for product specifications before ordering.

NFZ32SW901HN10#

“#” at the end indicates the package specification code.



Specifications

| | |
|---|----------------|
| Shape | SMD |
| Size Code (in inch) | 1210 |
| Length | 3.2mm |
| Length Tolerance | ±0.3mm |
| Width | 2.5mm |
| Width Tolerance | ±0.2mm |
| Thickness | 1.55mm |
| Thickness Tolerance | ±0.15mm |
| Operating Temperature Range | -40°C to 85°C |
| Operating Temperature Range (Self-temperature rise is included) | -40°C to 125°C |
| Mass(typ.) | 0.044g |
| Number of Circuit | 1 |
| Rated Current (at 85°C) | 2.05A |
| DC Resistance(max.) | 0.054Ω |
| DC Resistance | 0.045Ω±20% |
| Impedance (at 1MHz) | 6.8Ω |
| Impedance (at 1MHz) Tolerance | ±30% |
| Impedance (at 100MHz) | 900Ω |
| Impedance (at 100MHz) Tolerance | (Typ.) |
| Size Code (in mm) | 3225 |

Attention

1.This datasheet is downloaded from the website of Murata Manufacturing Co., Ltd. Therefore, it's specifications are subject to change or our products in it may be discontinued without advance notice. Please check with our sales representatives or product engineers before ordering.

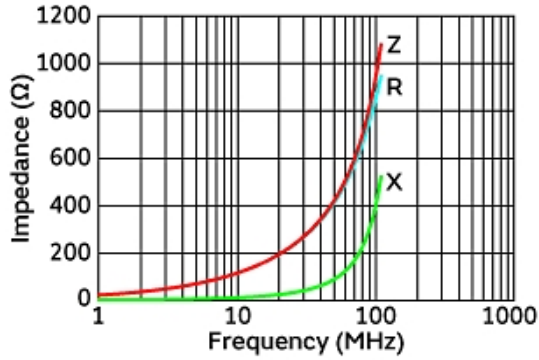
2.This datasheet has only typical specifications because there is no space for detailed specifications.

Therefore, please review our product specifications or consult the approval sheet for product specifications before ordering.

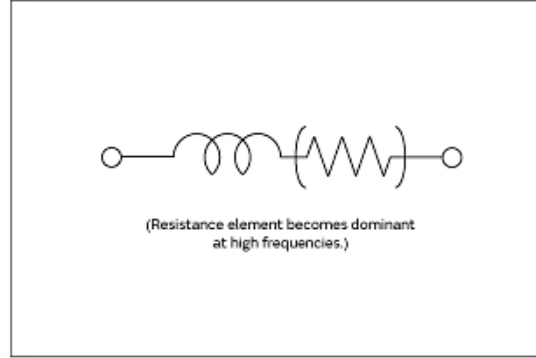
NFZ32SW901HN10#

“#” at the end indicates the package specification code.

Product Data



Impedance-Frequency Characteristics



Equivalent Circuit

Attention

- 1.This datasheet is downloaded from the website of Murata Manufacturing Co., Ltd. Therefore, it's specifications are subject to change or our products in it may be discontinued without advance notice. Please check with our sales representatives or product engineers before ordering.
- 2.This datasheet has only typical specifications because there is no space for detailed specifications.
Therefore, please review our product specifications or consult the approval sheet for product specifications before ordering.