

GCH21BR71A106KE01#

“#” at the end indicates the package specification code.



< List of part numbers with package codes >

GCH21BR71A106KE01L GCH21BR71A106KE01K

Applications

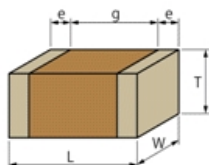
Unsuitable Applications	Please be sure to read and comply with these "Precautions for use."
Specific Applications	<p>Implanted medical equipment or medical equipment [GHTF D] Please refer to Our Website and specifications, etc. for information about the performance, functions, quality, management, and safety required for the above applications, and use Products after confirming the performance and reliability of the actual Product.</p>

References

Packaging	Specifications	Standard Packing Quantity
L	180Embossed Tape	3000
K	330Embossed Tape	10000

Mass (typ.)	
1 piece	17.0mg

Appearance & Shape



Attention

1.This datasheet is downloaded from the website of Murata Manufacturing Co., Ltd. Therefore, it's specifications are subject to change or our products in it may be discontinued without advance notice. Please check with our sales representatives or product engineers before ordering.

2.This datasheet has only typical specifications because there is no space for detailed specifications.

Therefore, please review our product specifications or consult the approval sheet for product specifications before ordering.

GCH21BR71A106KE01#

“#” at the end indicates the package specification code.



Specifications

Length	2.0±0.15mm
Width	1.25±0.15mm
Thickness	1.25±0.15mm
Capacitance	10μF ±10%
Distance between external terminals g	0.7mm min.
External terminal size e	0.2 to 0.7mm
Operating Temperature Range	-55°C to 125°C
Rated Voltage	10Vdc
Size code in inch(mm)	0805 (2012M)
Capacitance change rate	±15.0%
Temperature characteristics (complied standard)	X7R(EIA)
Temperature range of temperature characteristics	-55°C to 125°C

Attention

- 1.This datasheet is downloaded from the website of Murata Manufacturing Co., Ltd. Therefore, it's specifications are subject to change or our products in it may be discontinued without advance notice. Please check with our sales representatives or product engineers before ordering.
- 2.This datasheet has only typical specifications because there is no space for detailed specifications.
Therefore, please review our product specifications or consult the approval sheet for product specifications before ordering.

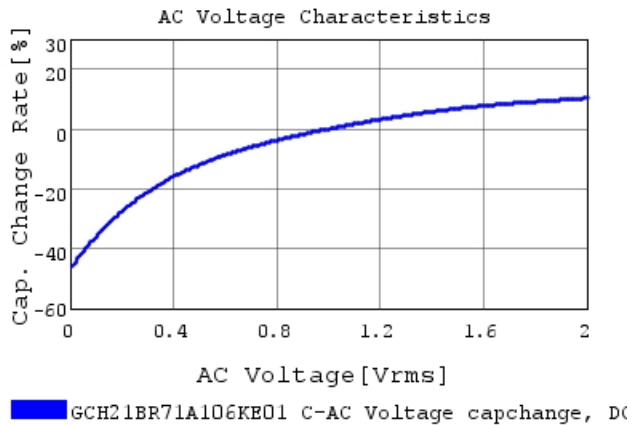
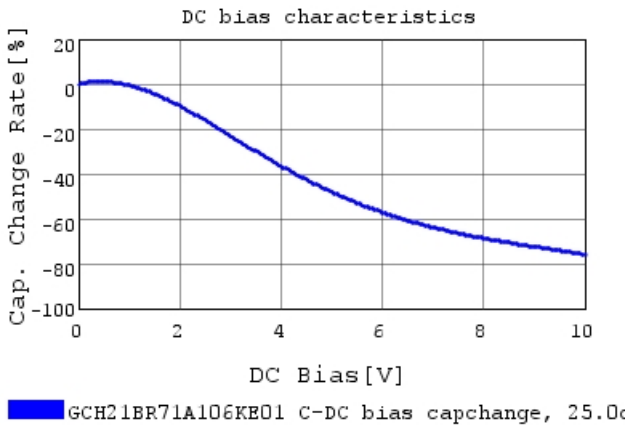
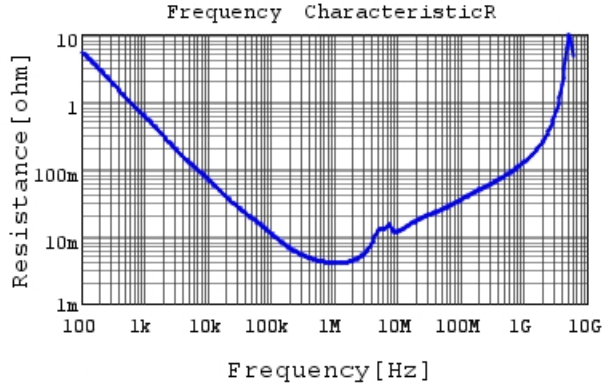
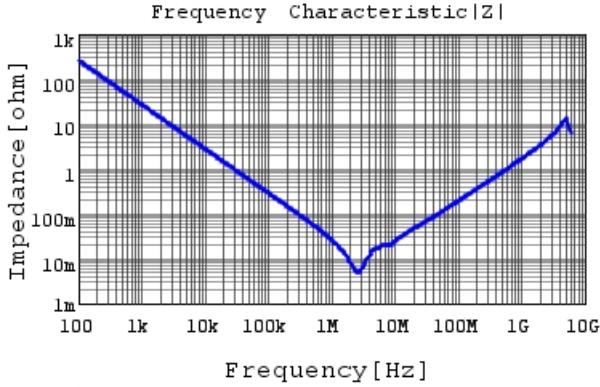
GCH21BR71A106KE01#

“#” at the end indicates the package specification code.



Characteristic Data

The charts below may show another part number which shares its characteristics.

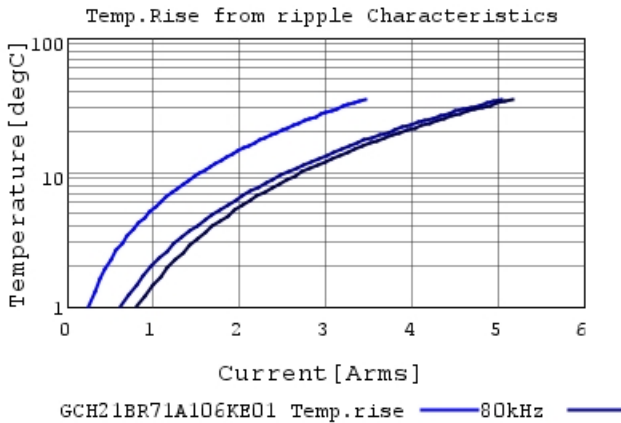
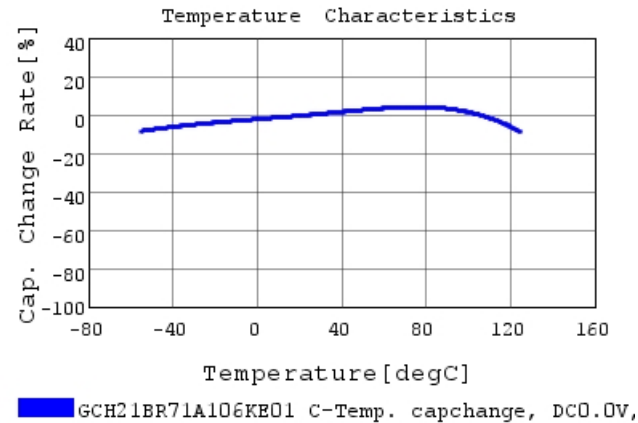


Attention

- 1.This datasheet is downloaded from the website of Murata Manufacturing Co., Ltd. Therefore, it's specifications are subject to change or our products in it may be discontinued without advance notice. Please check with our sales representatives or product engineers before ordering.
- 2.This datasheet has only typical specifications because there is no space for detailed specifications.
Therefore, please review our product specifications or consult the approval sheet for product specifications before ordering.

GCH21BR71A106KE01#

“#”at the end indicates the package specification code.



Attention

- 1.This datasheet is downloaded from the website of Murata Manufacturing Co., Ltd. Therefore, it's specifications are subject to change or our products in it may be discontinued without advance notice. Please check with our sales representatives or product engineers before ordering.
- 2.This datasheet has only typical specifications because there is no space for detailed specifications.
Therefore, please review our product specifications or consult the approval sheet for product specifications before ordering.