

NFM18HC105C1C3#

“#” at the end indicates the package specification code.



< List of part numbers with package codes >

NFM18HC105C1C3D

Applications

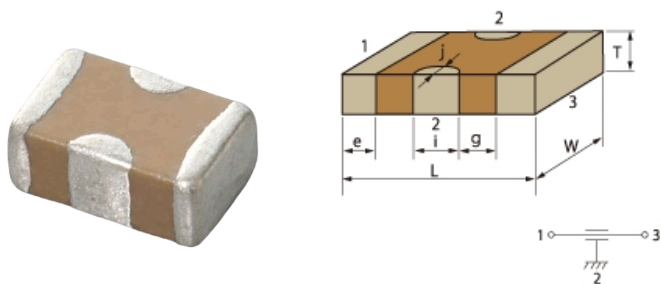
Unsuitable Applications	Please be sure to read and comply with these "Precautions for use."
Specific Applications	Automotive powertrain/safety equipment, Automotive infotainment/comfort equipment, Medical equipment [GHTE A/B/C] except for implant equipment Please refer to Our Website and specifications, etc. for information about the performance, functions, quality, management, and safety required for the above applications, and use Products after confirming the performance and reliability of the actual Product.

References

Packaging	Specifications	Standard Packing Quantity
D	φ180mm Reel Paper Tape	4000

Mass (typ.)	
1 piece	4.7mg

Appearance & Shape



Attention


1. This datasheet is downloaded from the website of Murata Manufacturing Co., Ltd. Therefore, its specifications are subject to change or our products in it may be discontinued without advance notice. Please check with our sales representatives or product engineers before ordering.

2. This datasheet has only typical specifications because there is no space for detailed specifications.

Therefore, please review our product specifications or consult the approval sheet for product specifications before ordering.

NFM18HC105C1C3#

“#” at the end indicates the package specification code.



Specifications

Length	1.6±0.1mm
Width	0.8±0.1mm
Thickness	0.6±0.1mm
Capacitance	1.0μF ±20%
Distance between external terminals g	0.15mm min.
DC Resistance(max.)	20mΩ
External terminal size e	0.35±0.1mm
External terminal size i	0.4±0.1mm
External terminal size J	0.2±0.1mm
Operating Temperature Range	-55°C to 125°C
Rated Current	2A
Rated Voltage	16Vdc
Size code in inch(mm)	0603 (1608M)

Attention

1.This datasheet is downloaded from the website of Murata Manufacturing Co., Ltd. Therefore, it's specifications are subject to change or our products in it may be discontinued without advance notice. Please check with our sales representatives or product engineers before ordering.

2.This datasheet has only typical specifications because there is no space for detailed specifications.

Therefore, please review our product specifications or consult the approval sheet for product specifications before ordering.

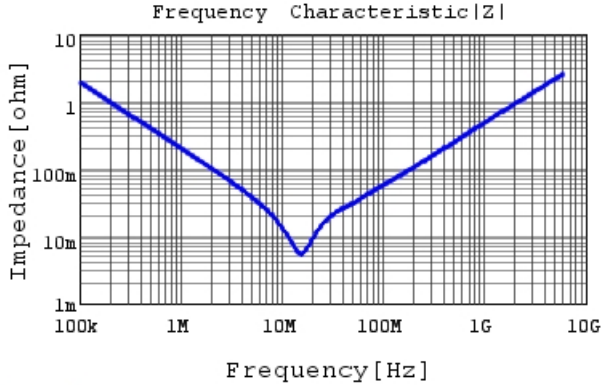
NFM18HC105C1C3#

“#” at the end indicates the package specification code.

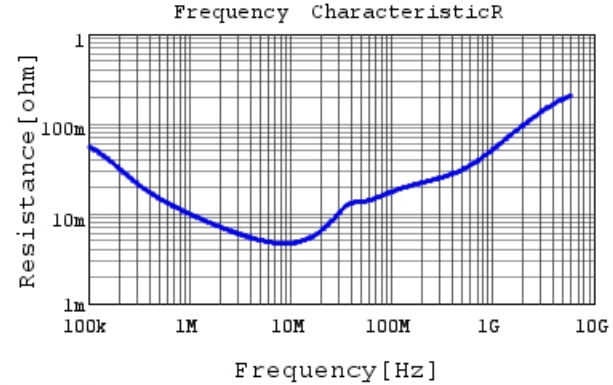


Characteristic Data

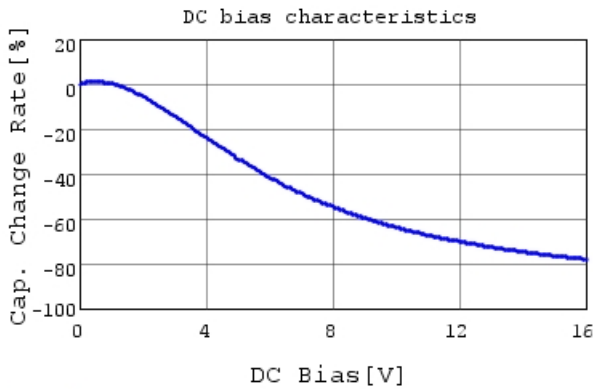
The charts below may show another part number which shares its characteristics.



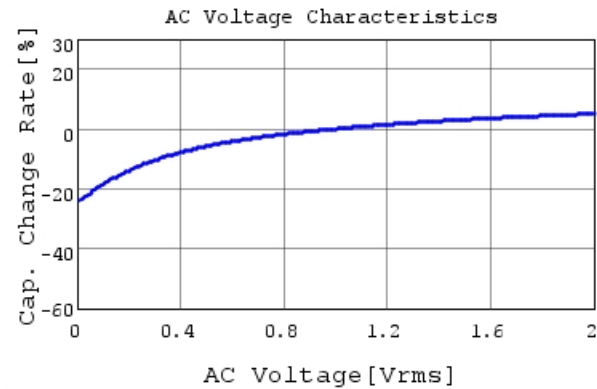
NFM18HC105C1C3 |Z| DCOV,25degC, Non-feedthrou



NFM18HC105C1C3 R DCOV,25degC, Non-feedthrou



NFM18HC105C1C3 C-DC bias capchange, 25.0degC



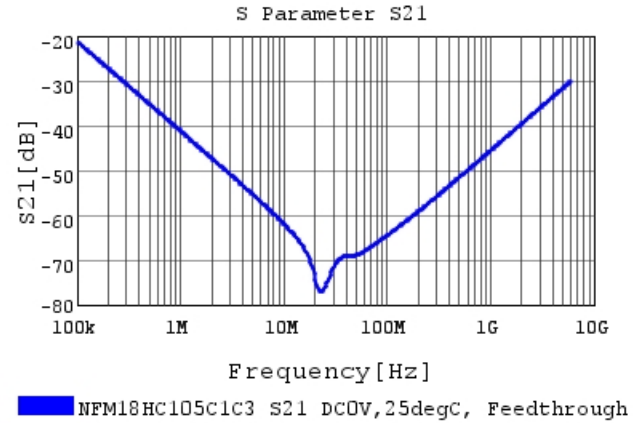
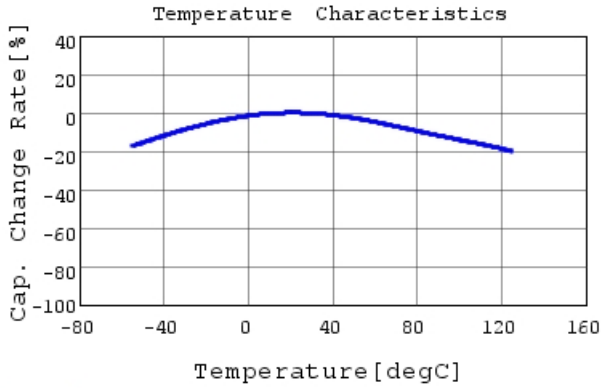
NFM18HC105C1C3 C-AC Voltage capchange, DCOV,

Attention

- 1.This datasheet is downloaded from the website of Murata Manufacturing Co., Ltd. Therefore, it's specifications are subject to change or our products in it may be discontinued without advance notice. Please check with our sales representatives or product engineers before ordering.
- 2.This datasheet has only typical specifications because there is no space for detailed specifications. Therefore, please review our product specifications or consult the approval sheet for product specifications before ordering.

NFM18HC105C1C3#

“#” at the end indicates the package specification code.



Attention

1.This datasheet is downloaded from the website of Murata Manufacturing Co., Ltd. Therefore, it's specifications are subject to change or our products in it may be discontinued without advance notice. Please check with our sales representatives or product engineers before ordering.

2.This datasheet has only typical specifications because there is no space for detailed specifications.

Therefore, please review our product specifications or consult the approval sheet for product specifications before ordering.