

# BNX016-01

In Production

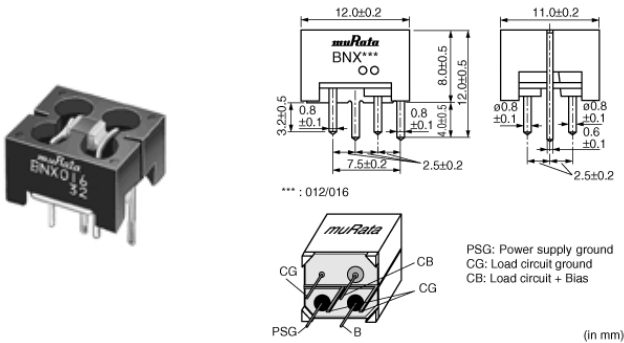
RoHS

REACH

## Applications

Unsuitable Applications	Please be sure to read and comply with these "Precautions for use."
Specific Applications	<p>Consumer equipment, Medical equipment [GHTF A/B/C] except for implant &amp; surgery &amp; auto injector, Industrial equipment except for transportation &amp; facility &amp; energy equipment</p> <p>Please refer to Our Website and specifications, etc. for information about the performance, functions, quality, management, and safety required for the above applications, and use Products after confirming the performance and reliability of the actual Product.</p>
Recommended Applications	Consumer equipment

## Appearance & Shape



## Packaging Information

Packaging	Specifications	Standard Packing Quantity
-	Box	150

## Features

Large current, wide band compatible, low profile type ultra-high performance EMI filter ideal for noise suppression in DC power lines.

### Features

1. High insertion loss characteristic over a wide frequency band range.  
1MHz to 1GHz: 40dB min (BNX012)  
100kHz to 1GHz: 40dB min (BNX016)
2. Large rated current (15A)
3. Low profile (height: 8.0mm except lead terminal)
4. Effective for impulse noise such as electrostatic discharge or spike noise.

### Applications

1. Displays (PDP/LCD-TV)
2. Digital AV equipment
3. Amusement equipment
4. PC peripheral equipment
5. Industry equipment

### Attention

1. This datasheet is downloaded from the website of Murata Manufacturing Co., Ltd. Therefore, its specifications are subject to change or our products in it may be discontinued without advance notice. Please check with our sales representatives or product engineers before ordering.
2. This datasheet has only typical specifications because there is no space for detailed specifications. Therefore, please review our product specifications or consult the approval sheet for product specifications before ordering.

# BNX016-01



## Specifications

Shape	Lead
Length	12.0mm
Length Tolerance	±0.2mm
Width	11.0mm
Width Tolerance	±0.2mm
Thickness	8.0mm
Thickness Tolerance	±0.5mm
Rated Current	15A
Operating Temperature Range	-40°C to 125°C
Mass(typ.)	2.0g
Rated Voltage	25Vdc
Withstanding Voltage	62.5Vdc
Insulation Resistance(min.)	50MΩ
Insertion Loss	100kHz to 1GHz:40dB min. (Line impedance=50Ω)

### Attention

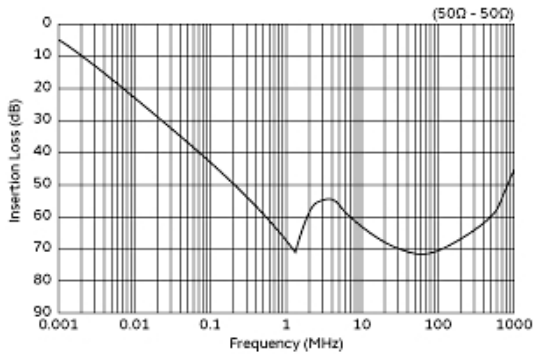
1.This datasheet is downloaded from the website of Murata Manufacturing Co., Ltd. Therefore, it's specifications are subject to change or our products in it may be discontinued without advance notice. Please check with our sales representatives or product engineers before ordering.

2.This datasheet has only typical specifications because there is no space for detailed specifications.

Therefore, please review our product specifications or consult the approval sheet for product specifications before ordering.

# BNX016-01

## Product Data



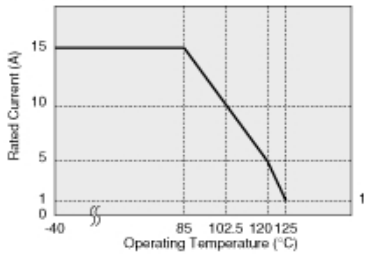
Insertion Loss Characteristics



Equivalent Circuit

In operating temperature exceeding +85°C, derating of current is necessary for BNX01□ series. Please apply the derating curve shown in chart according to the operating temperature.

Derating of Rated Current



Derating of Rated Current

In case of using ± power line, please connect to each terminal as shown.

Power Supply (BNX Input)	BNX	Circuit (BNX Output)
Power Supply + Bias	B CB	Load Circuit + Bias
Power Supply Ground	PSG CG	Load Circuit Ground
Power Supply - Bias	B CB	Load Circuit - Bias
Power Supply Ground	PSG CG	Load Circuit Ground

Derating of Rated Current

### Attention

- 1.This datasheet is downloaded from the website of Murata Manufacturing Co., Ltd. Therefore, it's specifications are subject to change or our products in it may be discontinued without advance notice. Please check with our sales representatives or product engineers before ordering.
- 2.This datasheet has only typical specifications because there is no space for detailed specifications.  
Therefore, please review our product specifications or consult the approval sheet for product specifications before ordering.