

LQM21PZ4R7MGR#

“#” at the end indicates the package specification code.

Low DC Resistance Type

In Production

AEC-Q200

RoHS

REACH

125 °C max.

Multi-layer

Low Rdc

Reflow OK


Flow OK

< List of part numbers with package codes >
LQM21PZ4R7MGRB LQM21PZ4R7MGRD

Applications

Unsuitable Applications	Please be sure to read and comply with these "Precautions for use."
Specific Applications	<p>Consumer equipment, Automotive infotainment/comfort equipment, Medical equipment [GHF A/B/C] except for implant & surgery & auto injector, Industrial equipment except for transportation & facility & energy equipment</p> <p>Please refer to Our Website and specifications, etc. for information about the performance, functions, quality, management, and safety required for the above applications, and use Products after confirming the performance and reliability of the actual Product.</p>
Recommended Applications	Automotive infotainment/comfort equipment

Appearance & Shape



Notices

Please consider 'Notice (Rating)'. When rated current is applied to the products, the temperature rise caused by self-generated heat shall be limited to 40°C max.

Attention

- This datasheet is downloaded from the website of Murata Manufacturing Co., Ltd. Therefore, its specifications are subject to change or our products in it may be discontinued without advance notice. Please check with our sales representatives or product engineers before ordering.
- This datasheet has only typical specifications because there is no space for detailed specifications. Therefore, please review our product specifications or consult the approval sheet for product specifications before ordering.

LQM21PZ4R7MGR#

“#” at the end indicates the package specification code.



References

Packaging	Specifications	Standard Packing Quantity
B	Bulk(Bag)	1000
D	180mm Paper Tape	4000

Mass (typ.)	
1 piece	0.012g

Attention

1.This datasheet is downloaded from the website of Murata Manufacturing Co., Ltd. Therefore, it's specifications are subject to change or our products in it may be discontinued without advance notice. Please check with our sales representatives or product engineers before ordering.

2.This datasheet has only typical specifications because there is no space for detailed specifications.

Therefore, please review our product specifications or consult the approval sheet for product specifications before ordering.

LQM21PZ4R7MGR#

“#”at the end indicates the package specification code.



Specifications

L size	2.0±0.15mm
W size	1.25±0.15mm
T size	0.9±0.1mm
Size code inch (mm)	0805 (2012)
Inductance	4.7μH±20%
Inductance Test Frequency	1MHz
Rated current (Itemp) (Based on Temperature rise)	0.8A(Ambient temp.85°C)0.6A (Ambient temp.125°C)
Max. of DC resistance	0.288Ω
DC resistance	0.23Ω±25%
Class of magnetic shield	Shielded (Ferrite Core)
Self resonance frequency (min.)	30MHz
Brand	Murata
Operating Temperature Range	-55°C to 125°C
Series	LQM21PZ_GR

Attention

1.This datasheet is downloaded from the website of Murata Manufacturing Co., Ltd. Therefore, it's specifications are subject to change or our products in it may be discontinued without advance notice. Please check with our sales representatives or product engineers before ordering.

2.This datasheet has only typical specifications because there is no space for detailed specifications.

Therefore, please review our product specifications or consult the approval sheet for product specifications before ordering.

LQM21PZ4R7MGR#

“#” at the end indicates the package specification code.

Notice For General

In operating temperatures exceeding +85°C, derating of current is necessary for this series.

Please apply the derating curve shown in the chart according to the operating temperature.

Derating of Rated Current



Attention

1.This datasheet is downloaded from the website of Murata Manufacturing Co., Ltd. Therefore, it's specifications are subject to change or our products in it may be discontinued without advance notice. Please check with our sales representatives or product engineers before ordering.

2.This datasheet has only typical specifications because there is no space for detailed specifications.

Therefore, please review our product specifications or consult the approval sheet for product specifications before ordering.

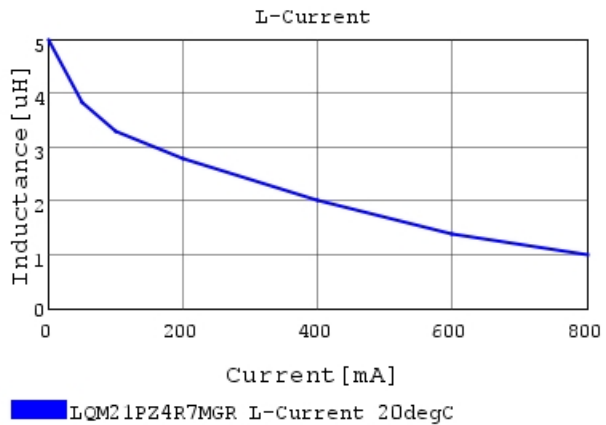
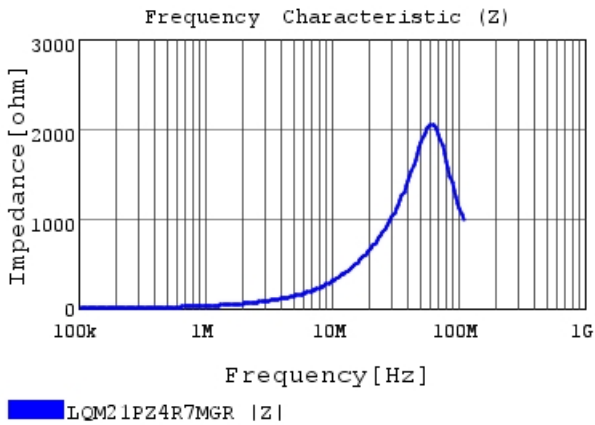
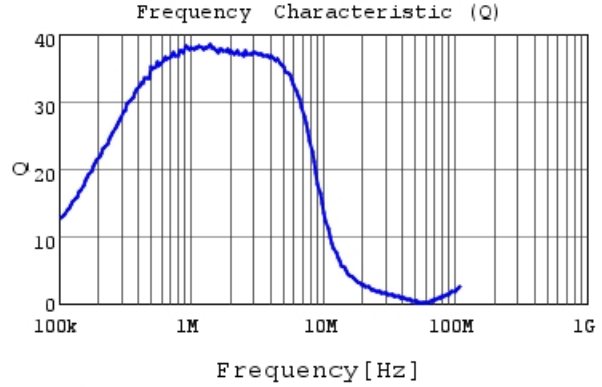
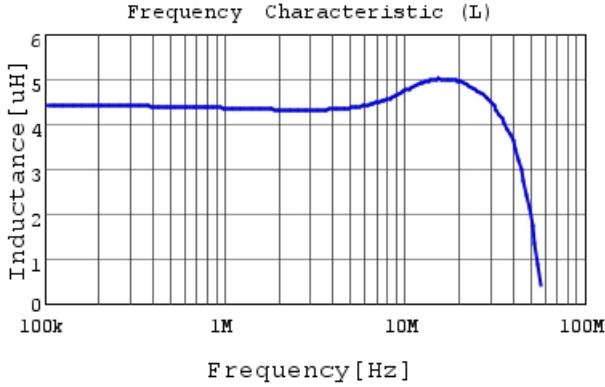
LQM21PZ4R7MGR#

“#” at the end indicates the package specification code.



Characteristic Data

The charts below may show another part number which shares its characteristics.

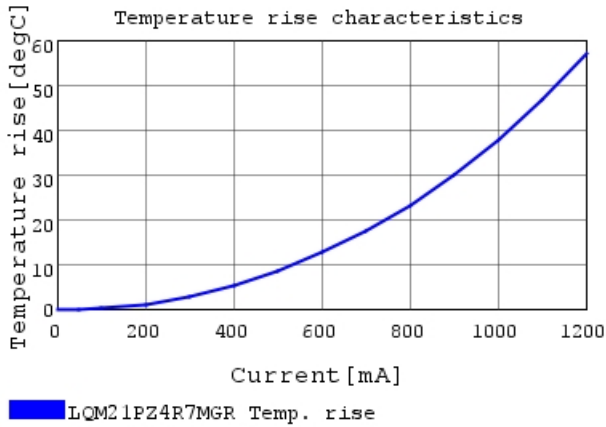


Attention

- 1.This datasheet is downloaded from the website of Murata Manufacturing Co., Ltd. Therefore, it's specifications are subject to change or our products in it may be discontinued without advance notice. Please check with our sales representatives or product engineers before ordering.
- 2.This datasheet has only typical specifications because there is no space for detailed specifications.
Therefore, please review our product specifications or consult the approval sheet for product specifications before ordering.

LQM21PZ4R7MGR#

“#”at the end indicates the package specification code.



Attention

1.This datasheet is downloaded from the website of Murata Manufacturing Co., Ltd. Therefore, it's specifications are subject to change or our products in it may be discontinued without advance notice. Please check with our sales representatives or product engineers before ordering.

2.This datasheet has only typical specifications because there is no space for detailed specifications.

Therefore, please review our product specifications or consult the approval sheet for product specifications before ordering.