

BLF03VK600SNL#

“#” at the end indicates the package specification code.

In Production

RoHS

REACH

< List of part numbers with package codes >

BLF03VK600SNLB

BLF03VK600SNLD

Applications

| | |
|--------------------------|---|
| Unsuitable Applications | Please be sure to read and comply with these "Precautions for use." |
| Specific Applications | Consumer equipment, Medical equipment [GHTE A/B/C] except for implant & surgery & auto injector, Industrial equipment except for transportation & facility & energy equipment Please refer to Our Website and specifications, etc. for information about the performance, functions, quality, management, and safety required for the above applications, and use Products after confirming the performance and reliability of the actual Product. |
| Recommended Applications | Consumer equipment |

Packaging Information

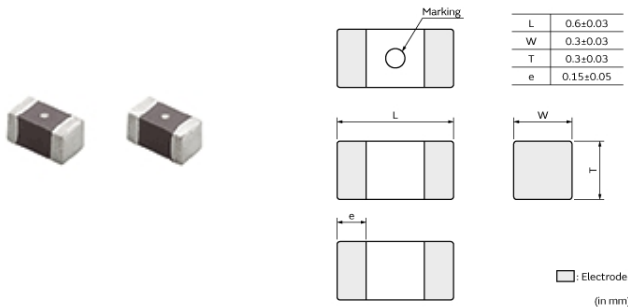
| Packaging | Specifications | Standard Packing Quantity |
|-----------|------------------|---------------------------|
| B | Bulk(Bag) | 1000 |
| D | 180mm Paper Tape | 15000 |

Features

BLF series is designed to function nearly as a resistor at noise frequencies, which greatly reduces the possibility of resonance and leaves signal wave forms undistorted. BLF series is effective in circuits without stable ground lines because BLF series does not need a connection to ground.

The nickel barrier structure of the external electrodes provides excellent solder heat resistance. The BLF03VK series has a high impedance specification at a high frequency of 5GHz range, and can be used for immunity measures up to 5GHz.

Appearance & Shape



Attention

1. This datasheet is downloaded from the website of Murata Manufacturing Co., Ltd. Therefore, its specifications are subject to change or our products in it may be discontinued without advance notice. Please check with our sales representatives or product engineers before ordering.

2. This datasheet has only typical specifications because there is no space for detailed specifications.

Therefore, please review our product specifications or consult the approval sheet for product specifications before ordering.

BLF03VK600SNL#

“#” at the end indicates the package specification code.



Specifications

| | |
|---------------------------------|-------------------|
| Shape | SMD |
| Size Code (in inch) | 0201 |
| Length | 0.6mm |
| Length Tolerance | ±0.03mm |
| Width | 0.3mm |
| Width Tolerance | ±0.03mm |
| Thickness | 0.3mm |
| Thickness Tolerance | ±0.03mm |
| Operating Temperature Range | -55°C to 125°C |
| Mass(typ.) | 0.22mg |
| Number of Circuit | 1 |
| Rated Current (at 85°C) | 1.2A |
| Rated Current (at 125°C) | 780mA |
| DC Resistance(max.) | 0.065Ω |
| Impedance (at Target Frequency) | 60Ω±40% (at 5GHz) |
| Size Code (in mm) | 0603 |

Attention

1.This datasheet is downloaded from the website of Murata Manufacturing Co., Ltd. Therefore, it's specifications are subject to change or our products in it may be discontinued without advance notice. Please check with our sales representatives or product engineers before ordering.

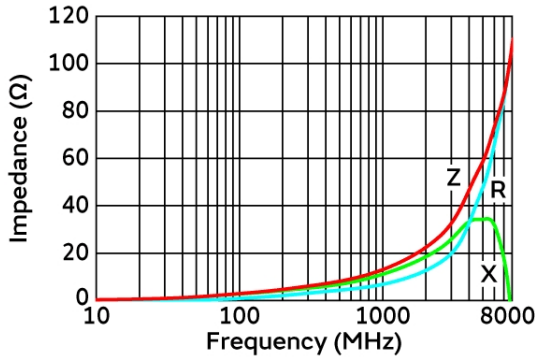
2.This datasheet has only typical specifications because there is no space for detailed specifications.

Therefore, please review our product specifications or consult the approval sheet for product specifications before ordering.

BLF03VK600SNL#

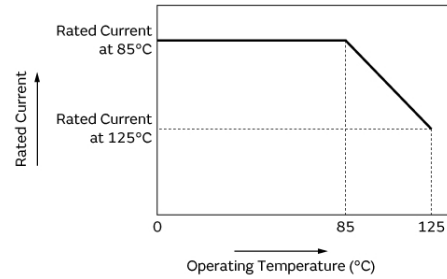
“#” at the end indicates the package specification code.

Product Data



In operating temperature exceeding +85°C, derating of current is necessary for this series. Please apply the derating curve shown in chart according to the operating temperature.

Derating of Rated Current



Impedance-Frequency Characteristics

Derating of Rated Current



Equivalent Circuit

Attention

- 1.This datasheet is downloaded from the website of Murata Manufacturing Co., Ltd. Therefore, it's specifications are subject to change or our products in it may be discontinued without advance notice. Please check with our sales representatives or product engineers before ordering.
- 2.This datasheet has only typical specifications because there is no space for detailed specifications. Therefore, please review our product specifications or consult the approval sheet for product specifications before ordering.