

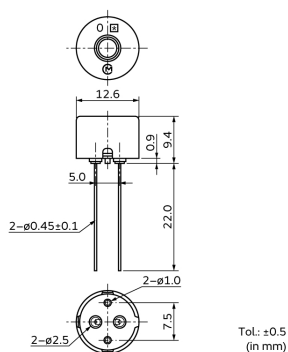
PKHPS0013E4000-A2



Applications

Unsuitable Applications	Please be sure to read and comply with these "Precautions for use."
Specific Applications	Consumer equipment, Industrial Equipment Please refer to Our Website and specifications, etc. for information about the performance, functions, quality, management, and safety required for the above applications, and use Products after confirming the performance and reliability of the actual Product.

Appearance & Shape



Packaging Information

Packaging	Specifications	Standard Packing Quantity
-A2	Radial Taping	500

Features

The PKHPS0013E40 series uses frequency control technology to achieve a sound pressure level comparable to that of medium- or large-size sounders in spite of its compact size. This allows customers to select a compact component without having to settle for a lower sound pressure level.

In addition, medium- to large-size sounders must be packaged in bulk, requiring hand soldering when mounting them on a board. The PKHPS0013E40 series, however, is available in taping-reel packaging, allowing for automated mounting and dramatically lowering mounting cost.

Features of the PKHPS0013E40 series

1. Compact size and high sound pressure: Combines clearly audible sound pressure and compact dimensions, reducing the dimensions of the components overall as well as the mounting space needed on the board.
2. Available in taping-reel packaging: Reduced mounting cost.
3. Improved product design: Tolerance for high-flow solder.

Attention

1. This datasheet is downloaded from the website of Murata Manufacturing Co., Ltd. Therefore, its specifications are subject to change or our products in it may be discontinued without advance notice. Please check with our sales representatives or product engineers before ordering.

2. This datasheet has only typical specifications because there is no space for detailed specifications.

Therefore, please review our product specifications or consult the approval sheet for product specifications before ordering.

PKHPS0013E4000-A2



Specifications

Oscillation circuits	Not built-in
Size	φ12.6×9.4 mm
Frequency	4.0kHz
Sound Pressure Level	83dB (typ.)
Sound Pressure Level	78dB (min.)
Measure Condition of Sound Pressure Level	[±1.5Vo-p,4.0kHz,square wave, 10cm]
Capacitance	6.5nF
Capacitance Tolerance	±30%
Measurement Condition of Capacitance	[1kHz]
Maximum input voltage	±15.0Vo-p max.
Operating Temperature Range	-40°C to 85°C
Storage Temperature Range	-40°C to 85°C
Shape	Lead
Lead Shape	Pin type
Drive Type	External Drive
Mass	869mg

Attention

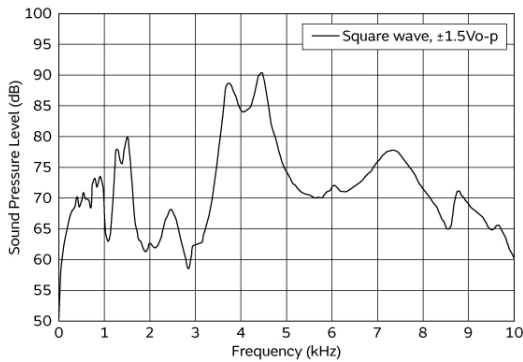
1.This datasheet is downloaded from the website of Murata Manufacturing Co., Ltd. Therefore, it's specifications are subject to change or our products in it may be discontinued without advance notice. Please check with our sales representatives or product engineers before ordering.

2.This datasheet has only typical specifications because there is no space for detailed specifications.

Therefore, please review our product specifications or consult the approval sheet for product specifications before ordering.

PKHPS0013E4000-A2

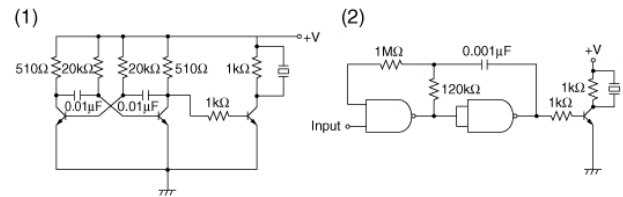
Product Data



Frequency Response

The following are examples of externally driven circuits.

- (1) Unstable multi-vibrator using Tr.
- (2) Circuits using inverters or NAND gates.



Recommended Circuit

Attention

1. This datasheet is downloaded from the website of Murata Manufacturing Co., Ltd. Therefore, its specifications are subject to change or our products in it may be discontinued without advance notice. Please check with our sales representatives or product engineers before ordering.
2. This datasheet has only typical specifications because there is no space for detailed specifications.
Therefore, please review our product specifications or consult the approval sheet for product specifications before ordering.