

DLW31SN900SQ2#

“#” at the end indicates the package specification code.

In Production

RoHS

REACH

< List of part numbers with package codes >
DLW31SN900SQ2B DLW31SN900SQ2L

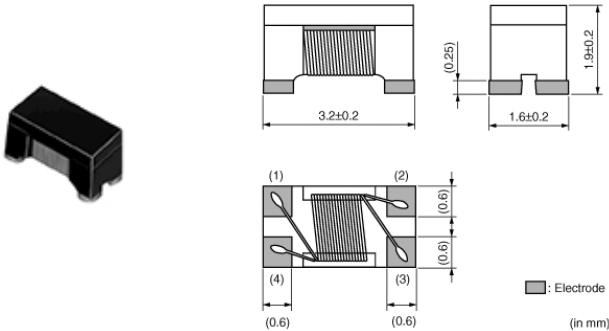
Applications

| | |
|--------------------------|---|
| Unsuitable Applications | Please be sure to read and comply with these "Precautions for use." |
| Specific Applications | Consumer equipment, Medical equipment [GHTF A/B/C] except for implant & surgery & auto injector, Industrial equipment except for transportation & facility & energy equipment Please refer to Our Website and specifications, etc. for information about the performance, functions, quality, management, and safety required for the above applications, and use Products after confirming the performance and reliability of the actual Product. |
| Recommended Applications | Consumer equipment |

Packaging Information

| Packaging | Specifications | Standard Packing Quantity |
|-----------|---------------------|---------------------------|
| B | Bulk(Bag) | 500 |
| L | 180mm Embossed Tape | 2000 |

Appearance & Shape



Attention

1.This datasheet is downloaded from the website of Murata Manufacturing Co., Ltd. Therefore, it's specifications are subject to change or our products in it may be discontinued without advance notice. Please check with our sales representatives or product engineers before ordering.
2.This datasheet has only typical specifications because there is no space for detailed specifications.
Therefore, please review our product specifications or consult the approval sheet for product specifications before ordering.

DLW31SN900SQ2#

“#” at the end indicates the package specification code.



Features

1. DLW31S realizes small size and low profile.
3.2x1.6x1.9mm.
2. High common mode impedance at high frequency effects excellent noise suppression performance.
3. Various common mode impedance items of 90 to 2200 ohm can be used, considering noise level and signal frequency.
4. DLW31S series enables noise suppression for differential signal lines without distortion in high speed signal transmission due to its high coupling.
5. Small dimension enables higher density packaging.

Applications

1. USB lines of PCs, Peripheral equipment
2. LVDS lines of Note-PCs, LCDs

Attention

1. This datasheet is downloaded from the website of Murata Manufacturing Co., Ltd. Therefore, it's specifications are subject to change or our products in it may be discontinued without advance notice. Please check with our sales representatives or product engineers before ordering.
2. This datasheet has only typical specifications because there is no space for detailed specifications.
Therefore, please review our product specifications or consult the approval sheet for product specifications before ordering.

DLW31SN900SQ2#

“#” at the end indicates the package specification code.



Specifications

| | |
|--|---------------|
| Shape | SMD |
| Size Code (in mm) | 3216 |
| Size Code (in inch) | 1206 |
| Length | 3.2mm |
| Length Tolerance | ±0.2mm |
| Width | 1.6mm |
| Width Tolerance | ±0.2mm |
| Thickness | 1.9mm |
| Thickness Tolerance | ±0.2mm |
| Common Mode Impedance (at 100MHz) | 90Ω |
| Common Mode Impedance (at 100MHz) Tolerance | ±25% |
| Rated Current | 370mA |
| Derating of Rated Current | No |
| Rated Voltage | 50Vdc |
| Withstanding Voltage | 125Vdc |
| DC Resistance(max.) | 0.3Ω |
| DC Resistance | 0.3Ω max. |
| Insulation Resistance(min.) | 10MΩ |
| Operating Temperature Range | -40°C to 85°C |
| Mass(typ.) | 0.039g |
| Number of Circuit | 1 |
| Operating Temperature Range(Self-temperature rise is included) | No |
| Brand | Murata |

Attention

1.This datasheet is downloaded from the website of Murata Manufacturing Co., Ltd. Therefore, it's specifications are subject to change or our products in it may be discontinued without advance notice. Please check with our sales representatives or product engineers before ordering.

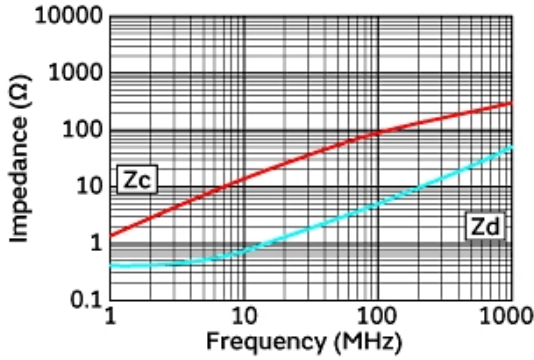
2.This datasheet has only typical specifications because there is no space for detailed specifications.

Therefore, please review our product specifications or consult the approval sheet for product specifications before ordering.

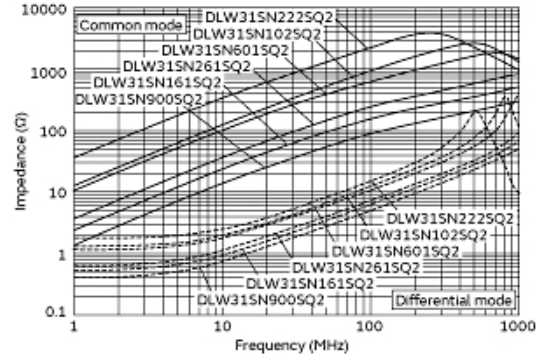
DLW31SN900SQ2#

“#” at the end indicates the package specification code.

Product Data

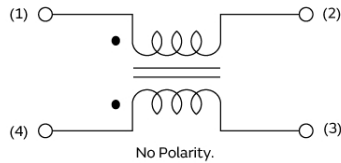


Impedance-Frequency Characteristics

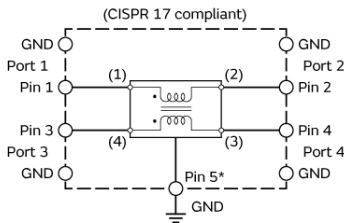


Impedance-Frequency Characteristics
(Main Items)

Equivalent Circuit (Note 1)



Note1: The Port/Pin No. of the Simulation Model provided by our company is as follows.



S-parameter: Port □
SPICE model: Pin □ (Pin5* connect to GND)

Equivalent Circuit

Attention

- 1.This datasheet is downloaded from the website of Murata Manufacturing Co., Ltd. Therefore, it's specifications are subject to change or our products in it may be discontinued without advance notice. Please check with our sales representatives or product engineers before ordering.
- 2.This datasheet has only typical specifications because there is no space for detailed specifications.
Therefore, please review our product specifications or consult the approval sheet for product specifications before ordering.