

# PTGL07BD150N3B51A0

Discontinued

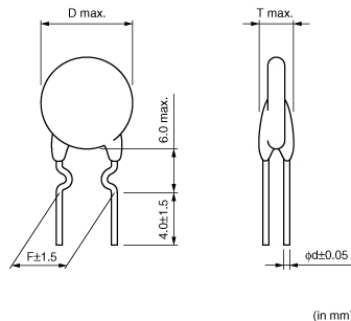
RoHS

REACH

## Applications

|                         |  |
|-------------------------|--|
| Unsuitable Applications | Please be sure to read and comply with these "Precautions for use."  |
| Specific Applications   | Industrial Equipment<br>Please refer to Our Website and specifications, etc. for information about the performance, functions, quality, management, and safety required for the above applications, and use Products after confirming the performance and reliability of the actual Product. |

## Appearance & Shape



## Packaging Information

| Packaging | Specifications | Standard Packing Quantity |
|-----------|----------------|---------------------------|
| A0        | Ammo Pack      | 1500                      |

## Features

1. Best suited to meet the requirements of the short-circuit test. Quick response compared with current fuse and resistor and error-free operation are assured.
2. Small size save board space. Capable of being mounted anywhere because replacement is not required.
3. Actuates by excessive current during the short-circuit test to restrain abnormal heat generation in other circuit components and printed boards.

This state will be maintained until the abnormal state is removed or power is turned off to reset the "POSISTOR" to the original state. Surface temperature of "POSISTOR" is kept low, below a certain value, during the actuation.

4. Non-contact design leads to long life and no noise.

Durable and strong against mechanical vibration and shock because it is a solid element.

### Attention

1.This datasheet is downloaded from the website of Murata Manufacturing Co., Ltd. Therefore, it's specifications are subject to change or our products in it may be discontinued without advance notice. Please check with our sales representatives or product engineers before ordering.

2.This datasheet has only typical specifications because there is no space for detailed specifications.

Therefore, please review our product specifications or consult the approval sheet for product specifications before ordering.

# PTGL07BD150N3B51A0



## Specifications

|                                       |               |
|---------------------------------------|---------------|
| Max. Voltage                          | 32V           |
| Hold Current(25°C)                    | 100mA         |
| Hold Current (2)                      | 60mA          |
| Measure Condition of Hold Current (2) | (at +60°C)    |
| Trip Current(25°C)                    | 195mA         |
| Trip Current(2)                       | 240mA         |
| Measure Condition of Trip Current(2)  | (at -10°C)    |
| Max. Current                          | 1.5A          |
| Resistance (25°C)                     | 15Ω           |
| Resistance Value Tolerance (at 25°C)  | ±30%          |
| Curie Point(typ.)                     | 80°C          |
| Power Consumption(typ)                | 0.9W          |
| Operating Temperature Range           | -10°C to 60°C |
| D- Outer Dimension                    | 7.4mm         |
| Thickness                             | 4mm           |
| F- Lead Space                         | 5mm           |
| d- Lead Diameter                      | 0.6mm         |
| Shape                                 | Lead          |
| Mass                                  | 0.49g         |
| MSL                                   | N             |

### Attention

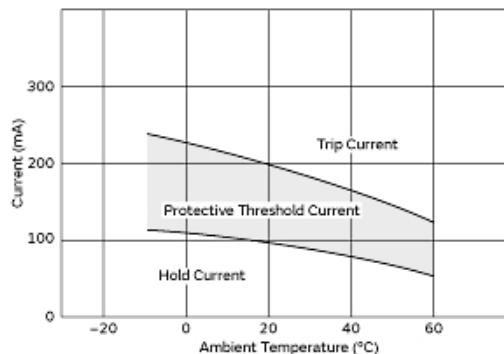
- 1.This datasheet is downloaded from the website of Murata Manufacturing Co., Ltd. Therefore, it's specifications are subject to change or our products in it may be discontinued without advance notice. Please check with our sales representatives or product engineers before ordering.
- 2.This datasheet has only typical specifications because there is no space for detailed specifications.  
Therefore, please review our product specifications or consult the approval sheet for product specifications before ordering.

# PTGL07BD150N3B51A0

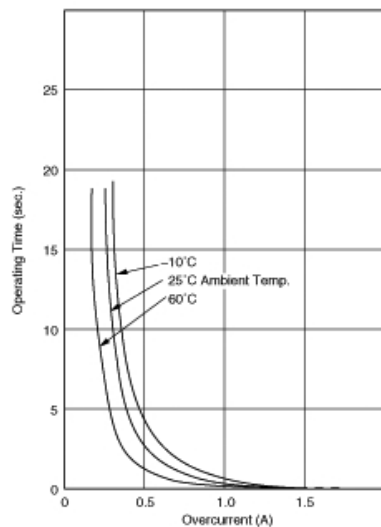
## Product Data



Resistance-Temperature Charac.



Protective Threshold Current Range



Operating Time (Typical Curve)

### Attention

- 1.This datasheet is downloaded from the website of Murata Manufacturing Co., Ltd. Therefore, it's specifications are subject to change or our products in it may be discontinued without advance notice. Please check with our sales representatives or product engineers before ordering.
- 2.This datasheet has only typical specifications because there is no space for detailed specifications.  
Therefore, please review our product specifications or consult the approval sheet for product specifications before ordering.