

BLM18SG331TN1#

“#” at the end indicates the package specification code.

In Production

RoHS

REACH

< List of part numbers with package codes >

BLM18SG331TN1B

BLM18SG331TN1D

BLM18SG331TN1J

Applications

Unsuitable Applications	Please be sure to read and comply with these "Precautions for use."
Specific Applications	Consumer equipment, Medical equipment [GHTF A/B/C] except for implant & surgery & auto injector, Industrial equipment except for transportation & facility & energy equipment Please refer to Our Website and specifications, etc. for information about the performance, functions, quality, management, and safety required for the above applications, and use Products after confirming the performance and reliability of the actual Product.
Recommended Applications	Consumer equipment

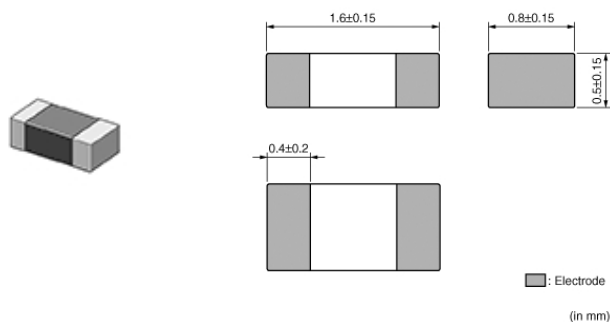
Packaging Information

Packaging	Specifications	Standard Packing Quantity
B	Bulk(Bag)	1000
D	180mm Paper Tape	10000
J	330mm Paper Tape	30000

Features

1. Low DC Resistance/Large Rated Current
2. BLM18S series can be used in high current circuits due to its low DC resistance.
It can match power lines to a maximum of 6ADC.
3. Ni+Sn plating structure of the external electrodes provides excellent solder heat resistance.

Appearance & Shape



Applications
EMI suppression for DC power line

Attention

1. This datasheet is downloaded from the website of Murata Manufacturing Co., Ltd. Therefore, its specifications are subject to change or our products in it may be discontinued without advance notice. Please check with our sales representatives or product engineers before ordering.

2. This datasheet has only typical specifications because there is no space for detailed specifications.

Therefore, please review our product specifications or consult the approval sheet for product specifications before ordering.

BLM18SG331TN1#

“#” at the end indicates the package specification code.



Specifications

Shape	SMD
Size Code (in inch)	0603
Length	1.6mm
Length Tolerance	±0.15mm
Width	0.8mm
Width Tolerance	±0.15mm
Thickness	0.5mm
Thickness Tolerance	±0.15mm
Operating Temperature Range	-55°C to 125°C
Mass(typ.)	0.004g
Number of Circuit	1
Rated Current (at 85°C)	1500mA
Rated Current (at 125°C)	1000mA
DC Resistance(max.)	0.07Ω
Impedance (at 100MHz)	330Ω
Impedance (at 100MHz) Tolerance	±25%
Size Code (in mm)	1608

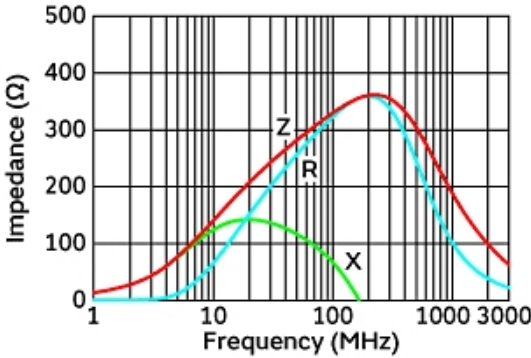
Attention

- 1.This datasheet is downloaded from the website of Murata Manufacturing Co., Ltd. Therefore, it's specifications are subject to change or our products in it may be discontinued without advance notice. Please check with our sales representatives or product engineers before ordering.
- 2.This datasheet has only typical specifications because there is no space for detailed specifications.
Therefore, please review our product specifications or consult the approval sheet for product specifications before ordering.

BLM18SG331TN1#

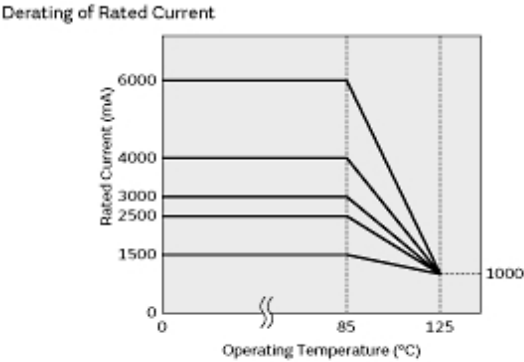
“#”at the end indicates the package specification code.

Product Data

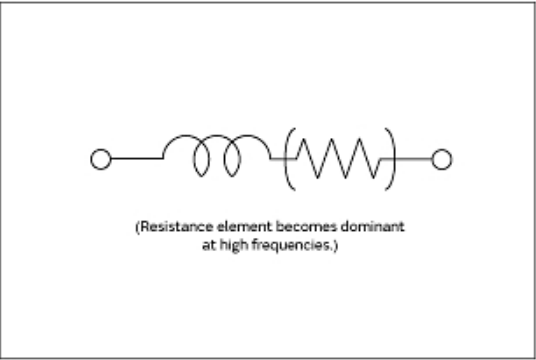


Impedance-Frequency Characteristics

In operating temperature exceeding +85°C, derating of current is necessary for BLM18SG_T□1 series.
Please apply the derating curve shown in chart according to the operating temperature.



Derating of Rated Current



Equivalent Circuit

Attention

- 1.This datasheet is downloaded from the website of Murata Manufacturing Co., Ltd. Therefore, it's specifications are subject to change or our products in it may be discontinued without advance notice. Please check with our sales representatives or product engineers before ordering.
- 2.This datasheet has only typical specifications because there is no space for detailed specifications.
Therefore, please review our product specifications or consult the approval sheet for product specifications before ordering.