

PKMCS0909E4000-R1

In Production

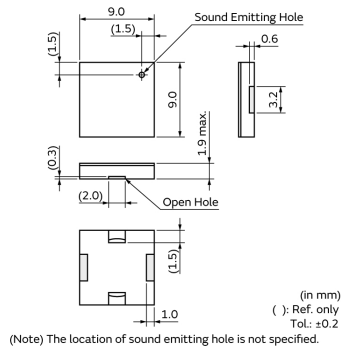
RoHS

REACH

Applications

Unsuitable Applications	Please be sure to read and comply with these "Precautions for use."
Specific Applications	Consumer equipment, Industrial Equipment Please refer to Our Website and specifications, etc. for information about the performance, functions, quality, management, and safety required for the above applications, and use Products after confirming the performance and reliability of the actual Product.

Appearance & Shape



Packaging Information

Packaging	Specifications	Standard Packing Quantity
-R1	Embossed Tape	2000

Features

Taking advantage of extensive acoustic and mechanical design technology and high performance ceramics, Murata has developed SMD piezoelectric sounders that suit the thin, high-density design of electronic equipment.

Features

1. Small, thin and lightweight
2. High sound pressure level and clear sound
3. Reflowable
4. Tape & Reel supply

Attention

1. This datasheet is downloaded from the website of Murata Manufacturing Co., Ltd. Therefore, its specifications are subject to change or our products in it may be discontinued without advance notice. Please check with our sales representatives or product engineers before ordering.

2. This datasheet has only typical specifications because there is no space for detailed specifications.

Therefore, please review our product specifications or consult the approval sheet for product specifications before ordering.

PKMCS0909E4000-R1



Specifications

Oscillation circuits	Not built-in
Size	9.0×9.0×1.9 mm
Frequency	4.0kHz
Sound Pressure Level	72dB (typ.)
Sound Pressure Level	65dB (min.)
Measure Condition of Sound Pressure Level	[±1.5Vo-p,4.0kHz,square wave, 10cm]
Maximum input voltage	±12.5Vo-p max.
Operating Temperature Range	-40°C to 85°C
Storage Temperature Range	-40°C to 85°C
Shape	SMD
Drive Type	External Drive
Mass	170mg

Attention

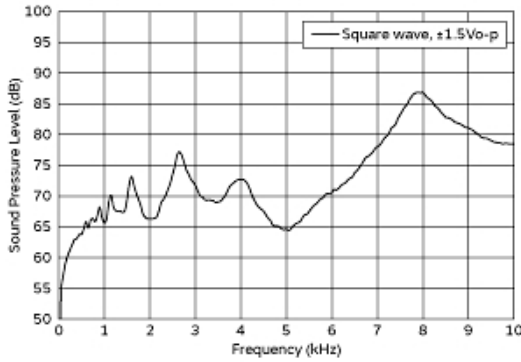
1.This datasheet is downloaded from the website of Murata Manufacturing Co., Ltd. Therefore, it's specifications are subject to change or our products in it may be discontinued without advance notice. Please check with our sales representatives or product engineers before ordering.

2.This datasheet has only typical specifications because there is no space for detailed specifications.

Therefore, please review our product specifications or consult the approval sheet for product specifications before ordering.

PKMCS0909E4000-R1

Product Data



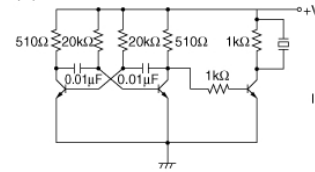
Frequency Response

The following are examples of externally driven circuits.

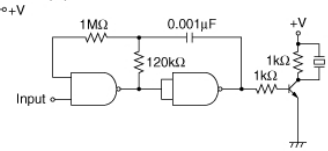
(1) Unstable multi-vibrator using Tr.

(2) Circuits using inverters or NAND gates.

(1)



(2)



Recommended Circuit

Attention

1.This datasheet is downloaded from the website of Murata Manufacturing Co., Ltd. Therefore, it's specifications are subject to change or our products in it may be discontinued without advance notice. Please check with our sales representatives or product engineers before ordering.

2.This datasheet has only typical specifications because there is no space for detailed specifications.

Therefore, please review our product specifications or consult the approval sheet for product specifications before ordering.