

# LFL151G81TC1B786



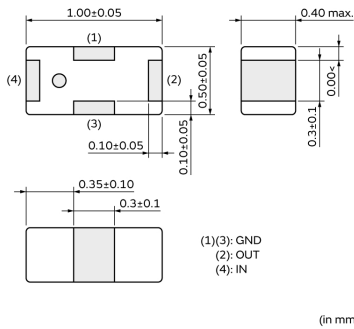
## Applications

Unsuitable Applications	Please be sure to read and comply with these "Precautions for use."
Specific Applications	Consumer equipment, Industrial Equipment, Medical equipment [GHTF A/B], Mobile Electronics Please refer to Our Website and specifications, etc. for information about the performance, functions, quality, management, and safety required for the above applications, and use Products after confirming the performance and reliability of the actual Product.
Recommended Applications	Consumer equipment, Industrial Equipment, Medical equipment [GHTF A/B], Mobile Electronics

## Packaging Information

Packaging	Specifications	Standard Packing Quantity
-	180mm Paper Tape	10000


## Appearance & Shape



### Attention

1. This datasheet is downloaded from the website of Murata Manufacturing Co., Ltd. Therefore, its specifications are subject to change or our products in it may be discontinued without advance notice. Please check with our sales representatives or product engineers before ordering.
2. This datasheet has only typical specifications because there is no space for detailed specifications. Therefore, please review our product specifications or consult the approval sheet for product specifications before ordering.

# LFL151G81TC1B786



## Features

Ultra-small, low-profiled, lightweight chip filters based on ceramic multilayer technology.


Offering stable high selectivity up to very high frequency.

1. Low loss
2. Ultra-small, low-profiled, lightweight low-pass filters.
3. Ideal for removing high-frequency harmonics at power amplifier and IF stage.
4. Available in tape and reel packings for automatic mounting.
5. Absolutely no adjustment required.
6. Reflow solderable.
7. Center frequencies and responses are ready for customization.  
Samples are available in a short lead time.

### Attention

- 1.This datasheet is downloaded from the website of Murata Manufacturing Co., Ltd. Therefore, it's specifications are subject to change or our products in it may be discontinued without advance notice. Please check with our sales representatives or product engineers before ordering.
- 2.This datasheet has only typical specifications because there is no space for detailed specifications.  
Therefore, please review our product specifications or consult the approval sheet for product specifications before ordering.

# LFL151G81TC1B786



## Specifications

Applications	GSM1800,GSM1900
Nominal Center Frequency (fo)	1810.00MHz
Bandwidth(BW)	fo±100.00MHz
Insertion Loss in BW I)	0.60dB max. (at 25°C)
Insertion Loss in BW II)	0.70dB max. (-40 to +85°C)
Attenuation(Absolute Value) I)	23.0dB min. at 3420.00 to 3570.00MHz
Attenuation(Absolute Value) II)	21.0dB min. at 3700.00 to 3820.00MHz
Attenuation(Absolute Value) III)	19.0dB min. at 3x(fo±100)MHz
VSWR(max.)	1.7
Characteristic Impedance (Nom.)	50Ω
Power Capacity	3W
Operating Temperature Range	-40°C to 85°C
L x W (size)	1.00x0.50mm
Thickness(max.)	0.4mm

### Attention

- 1.This datasheet is downloaded from the website of Murata Manufacturing Co., Ltd. Therefore, it's specifications are subject to change or our products in it may be discontinued without advance notice. Please check with our sales representatives or product engineers before ordering.
- 2.This datasheet has only typical specifications because there is no space for detailed specifications.  
Therefore, please review our product specifications or consult the approval sheet for product specifications before ordering.