

NCP15XW472E03RC



Applications

Unsuitable Applications	Please be sure to read and comply with these "Precautions for use."
Specific Applications	Consumer equipment Please refer to Our Website and specifications, etc. for information about the performance, functions, quality, management, and safety required for the above applications, and use Products after confirming the performance and reliability of the actual Product.

Appearance & Shape



Packaging Information

Packaging	Specifications	Standard Packing Quantity
RC	180mm Paper Tape	10000

Features

1. Excellent solderability and high stability in environment
2. Excellent long time aging stability
3. High accuracy in resistance and B-Constant
4. Reflow soldering possible
5. Same B-constant in the same resistance in the three sizes (0805 size / 0603 size / 0402 size)
Easy to use smaller size in the circuits
6. Lead is not contained in the product.
7. UL/cULcertified product.(UL1434, File No. E137188)

Attention

- 1.This datasheet is downloaded from the website of Murata Manufacturing Co., Ltd. Therefore, it's specifications are subject to change or our products in it may be discontinued without advance notice. Please check with our sales representatives or product engineers before ordering.
- 2.This datasheet has only typical specifications because there is no space for detailed specifications.
Therefore, please review our product specifications or consult the approval sheet for product specifications before ordering.

NCP15XW472E03RC

Specifications

Resistance (25°C)	4.7kΩ
Resistance Value Tolerance (at 25°C)	±3%
B-Constant (25/50°C)	3950K
B-Constant (25/50°C) Tolerance	±3%
B-Constant(25/80°C) (Reference Value)	3982K
B-Constant(25/85°C) (Reference Value)	3987K
B-Constant(25/100°C) (Reference Value)	3998K
Max. Voltage	5V
Maximum Operating Current (25°C)	0.146mA
Typical Dissipation Constant (25°C)	1mW/°C
Operating Temperature Range	-40°C to 125°C
Size Code (in mm)	1.0x0.5mm
Size Code (in inch)	0.4x0.2inch
Shape	SMD
Mass	0.0012g
MSL	1

➤ Glossary of NTC thermistors

➤ Related documents (UL, RoHS, etc.)

Attention

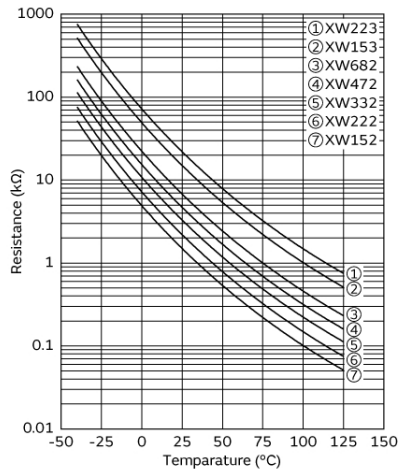
1.This datasheet is downloaded from the website of Murata Manufacturing Co., Ltd. Therefore, it's specifications are subject to change or our products in it may be discontinued without advance notice. Please check with our sales representatives or product engineers before ordering.

2.This datasheet has only typical specifications because there is no space for detailed specifications.

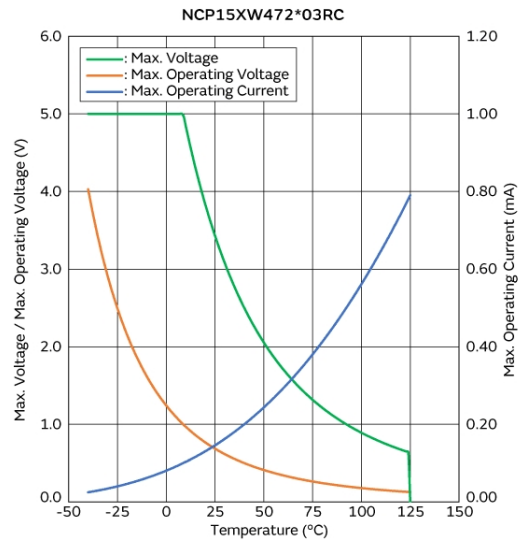
Therefore, please review our product specifications or consult the approval sheet for product specifications before ordering.

NCP15XW472E03RC

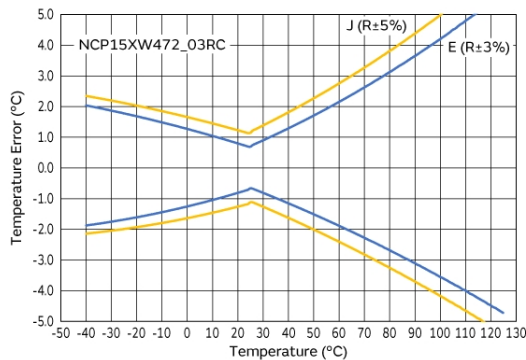
Product Data



Resistance-Temperature Characteristics



Max. Voltage, Max. Operating Voltage/Current Reduction Curve



Temperature Error Characteristics

Attention

- 1.This datasheet is downloaded from the website of Murata Manufacturing Co., Ltd. Therefore, it's specifications are subject to change or our products in it may be discontinued without advance notice. Please check with our sales representatives or product engineers before ordering.
- 2.This datasheet has only typical specifications because there is no space for detailed specifications.
Therefore, please review our product specifications or consult the approval sheet for product specifications before ordering.