

# CDBKB455KCLY13-R0

Discontinued

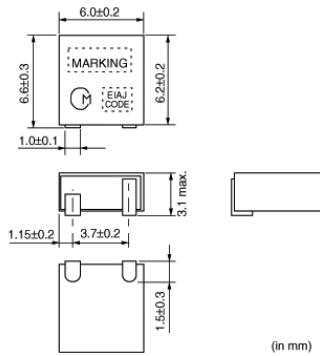
RoHS

REACH

## Applications

Unsuitable Applications	Please be sure to read and comply with these "Precautions for use."
Specific Applications	Consumer equipment Please refer to Our Website and specifications, etc. for information about the performance, functions, quality, management, and safety required for the above applications, and use Products after confirming the performance and reliability of the actual Product.

## Appearance & Shape



## Packaging Information

Packaging	Specifications	Standard Packing Quantity
-R0	180mm Embossed Tape	500

## Features

Ceramic discriminator consists of a wide band piezoelectric resonator. It is ideal for mobile communications equipment due to its small size and light weight. Standard line includes products for a wide range of applications, from cordless telecom to cellular telephone. Practically adjustment free at the detection circuit, small size is suitable for downsizing.

### Features

1. Small in size and light weight
2. Adjustment free at detection circuit
3. High sensitivity and stability
4. Wide range of standard products are available for various ICs.
5. Operating temperature range: -20 to +80 (°C), Storage temperature range: -40 to +85 (°C)

### Attention

1. This datasheet is downloaded from the website of Murata Manufacturing Co., Ltd. Therefore, its specifications are subject to change or our products in it may be discontinued without advance notice. Please check with our sales representatives or product engineers before ordering.
2. This datasheet has only typical specifications because there is no space for detailed specifications. Therefore, please review our product specifications or consult the approval sheet for product specifications before ordering.

# CDBKB455KCLY13-R0



## Specifications

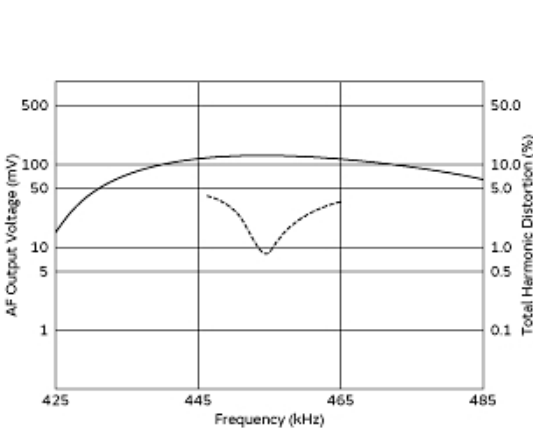
Operating Temperature Range	-20°C to 80°C
Shape	SMD
Center Frequency	455.0kHz
Nominal Center Value	Yes
Recovered Audio 3dB BW	fn±13.0kHzmin.
Distortion(max.)	1.5%
Area of Distortion	1.5%max.(at fn)
Distortion(max.)(2)	5%
Area of Distortion(2)	[within fn ±8kHz]
Recovered Audio Output	120mV±30
IC	CXA1003BM
IC Maker	SONY
Mass	300mg

### Attention

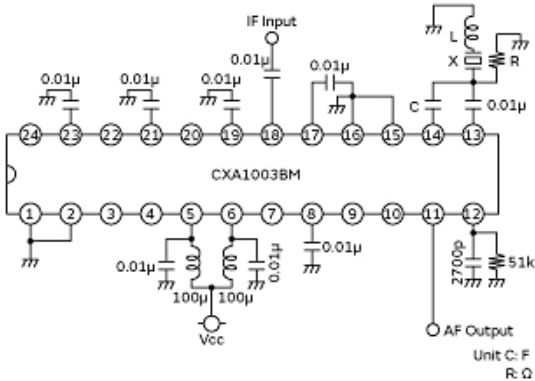
- 1.This datasheet is downloaded from the website of Murata Manufacturing Co., Ltd. Therefore, it's specifications are subject to change or our products in it may be discontinued without advance notice. Please check with our sales representatives or product engineers before ordering.
- 2.This datasheet has only typical specifications because there is no space for detailed specifications.  
Therefore, please review our product specifications or consult the approval sheet for product specifications before ordering.

# CDBKB455KCLY13-R0

## Product Data



Frequency Characteristics



Part Number (X)	C	R	L
CDBLB455KCAY13A-B0	82pF	1.2kΩ	—
CDBKB455KCAY13-R0	82pF	1.0kΩ	—
CDBLB455KCLY13-B0	82pF	560Ω	220μH
CDBKB455KCLY13-R0			

Measurement Circuit

**Attention**  
1.This datasheet is downloaded from the website of Murata Manufacturing Co., Ltd. Therefore, it's specifications are subject to change or our products in it may be discontinued without advance notice. Please check with our sales representatives or product engineers before ordering.  
2.This datasheet has only typical specifications because there is no space for detailed specifications.  
Therefore, please review our product specifications or consult the approval sheet for product specifications before ordering.