

CSTCW26M0X51R-R0

Discontinued

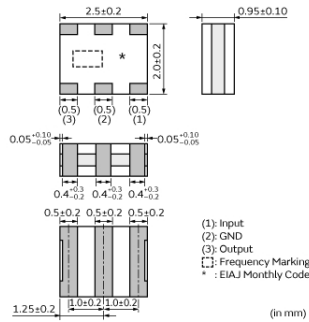

RoHS

REACH

Applications

| | |
|-------------------------|--|
| Unsuitable Applications | Please be sure to read and comply with these "Precautions for use." |
| Specific Applications | Consumer equipment Please refer to Our Website and specifications, etc. for information about the performance, functions, quality, management, and safety required for the above applications, and use Products after confirming the performance and reliability of the actual Product. |

Appearance & Shape



Packaging Information

| Packaging | Specifications | Standard Packing Quantity |
|-----------|---------------------|---------------------------|
| R0 | 180mm Embossed Tape | 3000 |

Features

MURATA's package technology expertise has enabled the development of the Chip CERAMLOCK. High-density mounting can be realized because of the small package and the elimination of the need for an external load capacitor.


Features

1. Oscillation circuits do not require external load capacitors.
2. Available in a wide frequency range.
3. Extremely small and have a low profile.
4. No adjustment is necessary for oscillation circuits.

Attention

1. This datasheet is downloaded from the website of Murata Manufacturing Co., Ltd. Therefore, its specifications are subject to change or our products in it may be discontinued without advance notice. Please check with our sales representatives or product engineers before ordering.
2. This datasheet has only typical specifications because there is no space for detailed specifications.
Therefore, please review our product specifications or consult the approval sheet for product specifications before ordering.

CSTCW26M0X51R-R0



Specifications

| | |
|-------------------------------------|---------------------------------|
| Product Type | Ceramic Resonator (CERALOCK) |
| Series | CSTCW_X_R |
| Frequency | 26.000MHz |
| Frequency Tolerance | +/-0.50% max. |
| Operating Temperature Range | -20°C~80°C |
| Frequency Shift by Temperature | +/-0.20% max. |
| Frequency Aging | +/-0.10% max. |
| Resonant Impedance (R1) | 60ohm max. |
| Built-in Load Capacitance (CL1/CL2) | 6pF |
| Shape | SMD |
| Wash | Not available |
| L x W (size) | 2.5x2.0mm |
| Mass | 32mg |

Attention

- 1.This datasheet is downloaded from the website of Murata Manufacturing Co., Ltd. Therefore, it's specifications are subject to change or our products in it may be discontinued without advance notice. Please check with our sales representatives or product engineers before ordering.
- 2.This datasheet has only typical specifications because there is no space for detailed specifications.
Therefore, please review our product specifications or consult the approval sheet for product specifications before ordering.