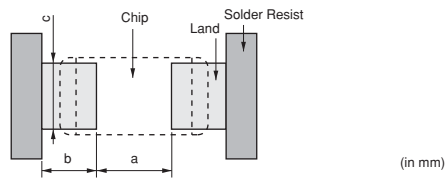


# Mounting

## Standard Land Dimensions



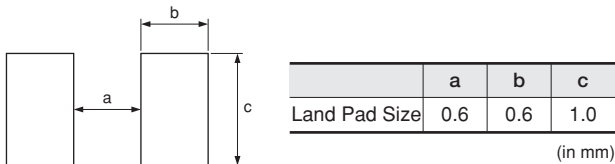
Part Number	Mounting Methods	Dimensions (mm)			
		Chip (L×W)	a	b	c
NCG18	Conductive Glue	1.6×0.8	0.6	0.6	1.0

## Notice (Soldering and Mounting)

In your mounting process, observe the following points in order to avoid deterioration of the characteristics or destruction of this product. The mounting quality of this product may also be affected by the mounting conditions, shown in the points below.

### 1. Recommendable Land Size

Too small a land size parameter 'a' may cause an electric short mode of this product by conductive glue expanding on the surface of this product on mounting.

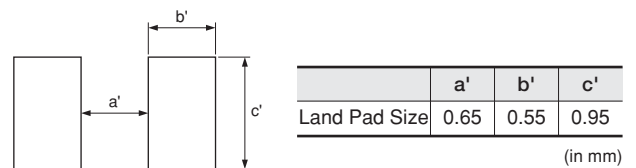


### 2. Recommendable Conductive Glue

· PC3000 (Manufactured by Heraeus)

### 3. Screening Conditions of Conductive Glue

#### (1) Recommendable Screening Size



#### (2) Recommendable thickness of conductive glue screening shall be 50µm.

#### (3) Too much conductive glue gives an electric short mode of this product by conductive glue expanding on the surface of this product on mounting.

#### 4. There is a possibility of unexpected failure in your mounting process, caused by mounting conditions. Please evaluate whether this product is correctly mounted under your mounting conditions.